

ප්‍රධාන ලේකම්
 பிரதான செயலாளர்
 Chief Secretary } Tel. 081-2223418,
 Fax 081-2223418



විද්‍යුත් තැපෑල
 மின் அஞ்சல்
 E-mail } esecpl@gmail.com

පොදු අංකය
 பொது இலக்கம்
 General line } Tel. 081-4953289/90,
 Fax 081-2239075



වෙබ් අඩවිය
 இணையத்தளம்
 Web site } www.cs.cp.gov.lk

ප්‍රධාන ලේකම් කාර්යාලය - මධ්‍යම පළාත
 பிரதான செயலாளர் அலுவலகம் - மத்திய மாகாணம்
Chief Secretary's Office - Central Province

ප.ම.ප. 102, ප්‍රධාන ලේකම් කාර්යාලය,
 මධ්‍යම පළාත් පනා කොමිෂන් සභා,
 පල්ලේකොඳු, කුණ්ඩසාල

த.ப.ப.102, பிரதான செயலாளர் அலுவலகம்,
 மத்திய மாகாண சபை கட்டிடத்தொகுதி,
 பல்லைகலை, குண்டசாலை

P.O Box 102, Chief Secretary's Office,
 Central Provincial Council Complex,
 Pallekele, Kundasale

මගේ අංකය
 எனது இல
 My No } CPC/CS/04/08/BSR/2025

ඔබේ අංකය
 உமது இல
 Your No }

දිනය
 திகதி
 Date } 2024.12. 27

Secretary to the Hon. Governor,
 District Secretary, Kandy/Matale/Nuwaraeliya
 Secretary (Ministry of Education, Health, Road Development, Agriculture, Industries)
 Provincial Director, Department of Engineering services
 Provincial Director, Department of Irrigation
 Provincial Director, Department of Education
 Provincial Director, Department of Health
 General Manager, Provincial Road Development Authority
 Provincial Commissioner, Department of Local Government

I hereby inform you that the Schedules of Rates 2025 will be published in the Central Provincial Chief Secretariat website. These standard rates have been prepared and issued as per the Provincial Financial Rule 425 of the Central Provincial Council, 2008. These Rates will take effect from 01.01.2025 and will be valid until 31.12.2025 for estimation purposes of works coming under the purview of Central Provincial Council.

2. These rates are valid only for measure and pay works.

3. The Building Schedule of Rates, Highway Schedule of Rates, the Irrigation Schedule of Rates and Water Schedule of Rates were prepared by the Provincial Department of Engineering Services, Provincial Road Development Authority (PRDA), Provincial Department of Irrigation and Kandy Municipal Council, respectively, and forwarded to the Price Committee for approval with the recommendation of the relevant Heads of Departments.

4. Basic rates for items relevant to each department are collected separately through a market survey for the period concerned from all districts of the Central Province and approved by the Provincial Price Committee.

5. Building rates are valid for buildings up to four storeys and highway rates are valid for C, D, E and lower grade roads. Irrigation rates given are valid for minor irrigation works and the Water rates are valid for waterworks coming under the Kandy Municipal Council.

6. These rates have been prepared in accordance with the specifications approved by the Construction Industry Development Authority (CIDA) using materials conforming to Sri Lanka Standards (SLS), British Standards (BS), American Standards (ASTM) and/or Euro Standards (EURO). However, the Engineer has the authority to approve any materials with or without the above mentioned standards, to ensure the quality of work. It is the responsibility of the Engineer to conduct suitable tests to ensure the quality of the materials prior to use.

විකේන්ද්‍ර ප්‍රධාන සේවක/විකේන්ද්‍ර ප්‍රධාන පිරිත්ව පිරිත්‍යන සෙවයාණ (අධිකාරණ) Deputy Chief Secretary (Administration)	Tel. 081-2236754 Fax 081-2239075	විකේන්ද්‍ර ප්‍රධාන සේවක/ විකේන්ද්‍ර ප්‍රධාන පිරිත්ව පිරිත්‍යන සෙවයාණ (උප-පරිලාභණ උප-අධිකාරණ) Deputy Chief Secretary (Planning & Monitoring)	Tel. 081-4953267 Fax 081-2222277
විකේන්ද්‍ර ප්‍රධාන සේවක/විකේන්ද්‍ර ප්‍රධාන පිරිත්ව පිරිත්‍යන සෙවයාණ (වෘත්තමාණ) Deputy Chief Secretary (Personnel & Training)	Tel. 081-2424611 Fax 081-2424699	විකේන්ද්‍ර ප්‍රධාන සේවක/විකේන්ද්‍ර ප්‍රධාන පිරිත්ව පිරිත්‍යන සෙවයාණ (ඉංජිනේරණ සේවයාණ) Deputy Chief Secretary (Engineering Services)	Tel. 081-2233725 Fax 081-2233725
විකේන්ද්‍ර ප්‍රධාන සේවක/විකේන්ද්‍ර ප්‍රධාන පිරිත්ව පිරිත්‍යන සෙවයාණ (උද්ධරණ) Deputy Chief Secretary (Financial Management)	Tel. 081-2424698 Fax 081-2424698		

7. The Contractor shall take steps to ensure the materials used meet the recommended standards. If additional tests are required as per the Engineer's request, such expenses can be reimbursed only when the tested materials meet the relevant quality standards.

8. The rates herein can be used to prepare Total Cost Estimates and to evaluate competitive bids. These rates have been determined based on certain assumptions and their accuracy may depend on many factors such as the location of the site, availability of materials, variation of labour wages, staff of the construction company, machinery, financial capability, nature, amount and urgency of works being carried out by the contractor, restrictions of working hours per day, construction period, complexity of the construction work, financial risk, risks of construction, constant financial flow etc. Therefore competitive bidding shall be employed for procurement wherever applicable.

9. The Rates may include head transport and vehicle transport charges. Please refer to the notes of the relevant section for more details.

10. Value Added Tax (VAT) has not been included in these rates. Total Cost Estimate shall also include applicable VAT separately.


11. In the execution of a specialized work under provisional sum by a nominated subcontractor, the applicable attendance fee shall be maximum 8% value of the work.

12. The rates column should be selected depending on the Total Cost Estimate of the project when preparing estimates. Items coming under preliminaries should be included where applicable and included in the bills of quantities as a separate bill to the estimate where the Total Cost Estimate is over Rs. Five Million. For estimates below Rs. Five Million, the given 26% is the maximum rate applicable, depending on the items of the preliminary, and site overheads to be adjusted accordingly.

13. These rates have been prepared using conventional rate analysis methods. Rates shall be prepared using work-studies for works that require specialized equipment or machinery.

14. Overhead and profit percentages related to Special Schedule of Rates (SSR) or In-lieu Schedule of Rates (ISR) may be determined on a Pro Rata basis by analysing rates for similar work or as per the Condition of Contracts of Standard Bidding Documents.

15. To accommodate price fluctuations, price fluctuation formulae published by CIDA shall be incorporated for all construction works with a construction period exceeding three months.


Eng. W.M.I.S.K. Wijekoon
Deputy Chief Secretary (Engineering Services)
for Chief Secretary - Central Province

Eng. W.M.I.S.K. Wijekoon
Deputy Chief Secretary (Engineering Services)
Central Province
Chief Secretary's Office
Pallekale

Copy: Director, Provincial Department of Audit



Approved Schedule of Rates

2025
Central Province

for

**Construction and Maintenance of Buildings,
Highway, Irrigation and Water Supply Projects**

(Effective from 01st January 2025)



BSR



HSR



WSR

ISR

Provincial Price Committee, Chief Secretary's Office, Central Province

Provincial Schedule of Rates 2025

General Notes

1. These standard rates were prepared and issued as per the Financial Rules 425 of the Provincial Financial Rules of Central Provincial Council 2008 and valid from 01.01.2025 to 31.12.2025 for estimation purposes of works coming under the purview of Central Provincial Council.
2. These rates are valid only for measure and pay works.
3. The Building Schedule of Rates, Highway Schedule of Rates, the Irrigation Schedule of Rates and Water Schedule of Rates were prepared by the Provincial Department of Engineering Services, Provincial Road Development Authority (PRDA), Provincial Department of Irrigation and Kandy Municipal Council, respectively, and forwarded to the Price Committee for approval with the recommendation of the relevant Head of the Department.
4. Basic rates for items relevant to each department are collected separately through a market survey for the period concerned from all districts of the Central Province and approved by the Provincial Price Committee.
5. Building rates are valid for buildings up to four storeys and highway rates are valid for C, D and lower grade roads. Irrigation rates given are valid for minor irrigation works and the Water rates are valid for waterworks coming under the Kandy Municipal Council.
6. These rates have been prepared in accordance with the specifications approved by the Construction Industry Development Authority (CIDA) using materials conforming to Sri Lanka Standards (SLS), British Standards (BS), American Standards (ASTM) and/or Euro Standards (EURO). However, the Engineer has the authority to approve any materials with or without the above mentioned standards, to ensure the quality of work. It is the responsibility of the Engineer to conduct suitable tests to ensure the quality of the materials prior to use.
7. The Contractor shall take steps to ensure the materials used meet the recommended standards. If additional tests are required as per the Engineer's request, such expenses can be reimbursed only when the tested materials meet the relevant quality standards.
8. The rates herein can be used to prepare Total Cost Estimates and to evaluate competitive bids. These rates have been determined based on certain assumptions and their accuracy may depend on many factors such as the location of the site, availability of materials, variation of labour wages, staff of the construction company, machinery, financial capability, nature, amount and urgency of works being carried out by the contractor, restrictions of working hours per day, construction period, complexity of the construction work, financial risk, risks of construction, constant financial flow etc. Therefore competitive bidding shall be employed for procurement wherever applicable.

9. The Rates may include head transport and vehicle transport charges. Please refer to the notes of the relevant section for more details.
10. Value Added Tax (VAT) has not been included in these rates. Total Cost Estimate shall also include applicable VAT separately.
11. In the execution of a specialized work under provisional sum by a nominated subcontractor, the applicable attendance fee shall be maximum 8% value of the work.
12. The rates column should be selected depending on the Total Cost Estimate of the project when preparing estimates. Items coming under preliminaries should be included where applicable and included in the bills of quantities as a separate bill to the estimate where the Total Cost Estimate is over Rs. **Five Million**. For estimates below Rs. Five Million, the given 26% is the maximum rate applicable, depending on the items of the preliminary, and site overheads to be adjusted accordingly.
13. These rates have been prepared using conventional rate analysis methods. Rates shall be prepared using a work-study for works that require specialized equipment or machinery.
14. Overhead and profit percentages related to Special Schedule of Rates (SSR) or In-lieu Schedule of Rates (ISR) may be determined on a Pro Rata basis by analysing rates for similar work or as per the Condition of Contracts of Standard Bidding Documents.
15. To accommodate price fluctuations, price fluctuation formulae published by CIDA shall be incorporated for all construction works with a construction period exceeding three months.

CONTENT

- 01. Building Schedule of Rates**
- 02. Highway Schedule of Rates**
- 03. Irrigation Schedule of Rates**
- 04. Water Schedule of Rates**
- 05. Approved Construction Material
Prices - Basic Rates 2025**



BUILDING SCHEDULE OF RATES – 2025



With Effective from 1st January 2025 to 31st December 2025

Department of Engineering Services- Central Province

CONTENTS (BSR)

	PAGE
GENERAL NOTES	- I to XI
SECTION C - DEMOLITION / ALTERATION / REPAIR AND MAINTENANCE	- 1 to 8
SECTION D - EXCAVATION AND EARTHWORK	- 8 to 11
SECTION F - CONCRETE WORKS	- 12 to 16
SECTION G - MASONRY WORKS / BRICKWORK / BLOCKWORK	- 17 to 18
SECTION H - WATERPROOFING	- 18 to 19
SECTION J - STRUCTURAL METAL WORKS FOR STEEL IN FRAMED STRUCTURES / ALUMINUM IN FRAMED STRUCTURES / METAL WORK IN UNFRAMED STRUCTURES	- 19 to 20
SECTION K - METAL WORK	- 21 to 26
SECTION L - WOOD WORK	- 27 to 33
SECTION N - DEMOUNTABLE PARTITIONS	- 33 to 35
SECTION P - ROOF COVERING / ROOF PLUMBING	- 35 to 39
SECTION Q - PLUMBING / SANITARY INSTALLATION	- 39 to 44
SECTION S - ELECTRICAL INSTALLATIONS	- 45 to 60
SECTION T - FLOOR / WALL / CEILING FINISHES	- 61 to 63
SECTION U - GLAZING / INFILL PANELS	- 64
SECTION V - PAINTING	- 64 to 65
SECTION W - DRAINAGE SYSTEMS	- 65 to 69
SECTION X - EXTERNAL WORK	- 69 to 71
SECTION Y - SCHEDULE OF TRANSPORT	- 72
SCHEDULE OF MANUAL TRANSPORT	- 73
MATERIAL TESTING RATES 2024	- 74
DRAWINGS	

BUILDING SCHEDULE OF RATES (BSR) - 2025

**This Document is valid from 1st of January 2025 to 31st of December 2025,
prepared by the Department of Engineering Services, Central Provincial
Council**

- *Basic Prices*

The basic prices approved by the Central Provincial Price Committee on 04.12.2024 are used to prepare the 2025 BSR.

- *General Notes*

- This BSR is prepared following the principles of "Method of Measurement of Building Works (First Revision), SRILANKA STANDARD573:1999"
- This document is to be used for buildings coming under the purview of the Central Provincial Council.
- This document is to be used for estimation **only**.
- The BSR is to be read in conjunction with the **Standard Specification issued for building work by the Institute of Construction Training and Development (ICTAD) / Construction Industry Development Authority (CIDA), except where superseded by the notes or the descriptions in the schedule.**
- The rates do not include VAT.
- These rates are derived and applicable only to four-storied buildings.

The working Rates of this BSR are calculated as follows:

a. For the projects, New Construction and Maintenance/Improvement works where the Total Cost Estimate (TCE) is less than or equal to 5 million rupees

- ✓ Overheads & Profit margin is taken as a maximum of 26% of the basic rates.
(Applicable site overhead percentages shall be taken from Table 03)

Table-01: Overhead and Profit breakdown for the Projects where TCE is less than or equal to rupees 5 million.

Item No.	Overhead Type	Percentage
A	The site Overhead	16 (Max)
B	Profit	10
C	Total Overhead & Profit	26 (Max)

- ✓ Working Rates = Basic Rates + Overheads & Profit Margin.

b. For Projects of New Construction, Improvements & Maintenance Work where the Total Cost Estimate (TCE) is over 5 million rupees.

- ✓ For Site Overheads, a Separate Preliminary bill shall be included.
(Applicable site overhead percentages for the preliminary bill shall be taken from Table 03)
- ✓ General Overheads & Profit margin is taken as 16% of the basic rates.

Table-02: Overhead and Profit breakdown for the Projects where TCE exceeds rupees 5 million.

Item No.	Overhead Type	Percentage
A	General Overhead	06
B	Profit	10
C	Total Overhead & Profit	16

- **Following is the breakup of Site overheads (Issued by the Construction Industry Development Authority (CIDA) in their Letter dated 03.10.2018)**

Table-03: Break down of Site Overheads.

Item No.	Site Overhead	Percentage
1	Supervision of work (wages of work supervisors)	1
2	Supervision of labour (wages of gangers)	4
3	Temporary work:	
	a) Access road & maintenance	0.2
	b) Accommodation for labour	0.7
	c) Stores building	0.6
	d) Fencing, Hoarding & Protection	0.3
	e) Provision of water, Lights, etc	0.3
	f) Clearing	0.2
	g) Stacking of building materials including cement & steel	0.4
4	Security for construction sites	0.8
5	Tools and implements for miscellaneous work	0.9
6	Setting out according to the drawings	0.5
	Providing samples for testing	0.2
7	Transportation of Supervisory staff	1.0
8	Job office, furniture, stationery, suppliers, water, lights, etc.	0.9
9	Wages for job office staff	1.2
10	Transportation for job office staff	0.4
11	Bonds for bid performance and Fidelity Guarantee	0.3
	Providing Insurance of work and workman's compensation	0.5
12	Interest for Capital investment	1.6
	Total	16

The preliminary item for the provision of "As-Built Drawings" shall be included separately to the preliminary bill.

General Overhead percentage is calculated according to Table 04.

Table 04: Break down of General Overheads

Item No.	General Overhead	Percentage
13	Head office and rent, lights, telephone, stationery, suppliers, furniture etc. for same.	0.6
14	Salaries of Head office manager, engineers, technical assistants, Draughtmen, Clerks, Stenos, Typists, minor staff and drivers	1.2
15	Transportation and subsistence for head office staff	1.0
16	Insurance, interest, and taxes on business	0.4
17	Legal expenses and consultancy fees	0.2
18	Workshop and yard rents, sheds, garages and supplies	2.2
19	Salaries of workshop and yard storekeepers, drivers, foremen, mechanics and workmen.	0.4
	Total	6.0

Reference: Construction Industry Development Authority (CIDA)

- **Allowances to be made in the rates for the works on upper floors**

The rates included in this BSR are prepared only for the ground floor items. To obtain the rates for the other floors, the ground floor rates should be multiplied by the following factors.

Table-06: Applicable factors for preparing upper floor Rates

	Ground to 1st floor	Ground to 2nd floor	Ground to 3rd floor
Formwork (sqr)	2%	4%	6%
Concrete (cube)	3%	5%	7%
9" Brickwork (sqr)	5%	7%	9%
9" brickwork (cube) / R.R. Masonry	5%	7%	10%
4½" brickwork (sqr)	5%	7%	10%
Steel reinforcement (cwt)	2.5%	5%	8%
Plastering (sqr)	5%	10%	15%
External Painting (sqr)	3%	6%	9%
Floor tiling (sqr)	2%	4%	6%
Wall tiling (sqr)	2%	4%	6%
Roof Calicut tiles (sqr)	3%	6%	9%
Roof asbestos (sqr)	3%	5%	7%
Roof Zn/Al (sqr)	3%	5%	7%
Ceiling work	3%	5%	7%

- **Imported Materials**

Materials approved by the Engineer to be used when imported materials are allowed.

- **Aluminum works**

a. All aluminium metalwork shall comply with specifications AA6063, T5 or BS 1474 of 1972. Special attention should be drawn to the following details.

- * Alloy – AA6063
- * Temper–T5
- * Tensile strength–155 N/sq.mm (minimum
- * Anodizing Thickness–10-15 Micron and should be confirmed to BS 3987 - 1974
- * Powder Coating Thickness– 60-80 microns and should be confirmed to BS 6496:1984
- * Sample should be approved by the Engineer / Architect
- * Thickness of extrusions for windows & partition–1.2 mm + 10
- * Thickness of extrusion for door–1.5 mm + 10% door

Size of extrusion in members of Doors, Windows and Partitions.

- * The visible finish size of the sash to be a minimum of 65 mm
- * Width of frame members in doors–100 mm
- * Width of frame members in sliding doors–70 mm
- * Width of frame in casements window–60 mm
- * Width of partition & shop front–76 mm

b. The colour anodized finish shall be a coating of non-fading and hard organic type in dark Bronze colour (Lower limit) compatible with the colour used.

c. All extruded aluminium alloy sections shall be bronze anodized to a thickness of 15–20 microns. The bidder should furnish a manufacturer's certificate that the anodized finish complies with the specified micron content.

d. Screws used in the construction of frames shall be high tensile stainless steel or a non-corrosive material compatible with aluminium.

- **Waterproofing**

For waterproofing, cementitious, elastomeric or bituminous materials shall be used, according to the situation. This should be approved by the Engineer described in the contract agreement.

- **Zinc/Alum Roofing**

- **Zinc Aluminium coated profiled steel sheets**

- For the Zn/Al sheets, 10 years of guarantee should be given by the manufacturer.
 - Material shall be done following ASTM A792M
 - The coating mass is AZ150 (Minimum 150 gms/sq.m total on both sides) Zinc Alum profile roofing sheet.
 - The nominal base metal thickness (BMT) should be 0.42 mm and the total coated thickness (TCT) not less than 0.47 mm, HI-Tensile steel with minimum 550 Mpa yield strength, metallic hot dip coated Aluminium-Zinc Alloy (55% Aluminium, 43.5% Zinc, 1.5% Silicon)
 - The minimum rib size is 28 mm
 - Fasteners must comply with Australian Standard AS 3566 Class 4 for outdoor use. For maximum water tightness, always position roof screws through the crests. For walling, you may use Either crest or valley fixing.

- **For electrical cable sections given in BSR, the following table should be followed**

Table-07: Standard cable sizes for Electrical Installations

Conductor cross-section mm²	Conductor cross-section a/dia. (mm)
mm²	
1.0	1/1.13
1.5	1/1.38
1.5	7/0.53
2.5	7/0.67
4.0	7/0.85
6.0	7/1.04
10	7/1.35
16	7/1.70
25	7/1.35
30	19/1.53

a = Number of strands

dia. = Diameter of a conductor

Method of Measurement

- Bill of Quantities have been generally prepared according to the Standard Method of Measurements for Building work in Sri Lanka (SLS 573 1999)
- Rates of each item include a 10km distance transport cost for the transport of cement, sand, metal, steel, and bricks. When the transport distance exceeds 10 km, additional transport costs should be added using the rates in Section Y.
- Head transport cost shall be calculated using the rates in Section Z. The necessity of head transport shall be decided by the Engineer.
- New rates shall be prepared for any item that deviates from the description of the BSR.
- All unit rates are in Sri Lankan Rupees.

Measurements of painting (Doors, Windows & Partitions)

Measurement of painting, when both sides are painted, shall be calculated by multiplying the area of one side of the door, window or partition painted by the coefficients as below.

✓ Doors, windows or partitions fully glazed	1.25
✓ Doors, windows Glazed and panelled	1.75
✓ Doors, windows fully paneled	2.25
✓ Doors, windows Battened, ledged & braced	2.25
✓ Doors, windows with wooden louvers	3.00

- **SI-British conversion factors.**

Table 08: Conversion Table

Mass 1kg	2.204 lb
Length 1m	3.281 ft
Volume 1m ³	35.315 ft ³
1 Cuft	0.028 m ³
1 Sqrs	9.290 m ²
1 cu	2.831 m ³
1 sqft	0.092 m ²
1 lb	0.453 kg
1 c.w.t.	50.802 kg
1 gal	4.546 l

- **Timber for different applications**

The engineer shall approve the use of timber species depending on application.

Under exceptional circumstances, any equivalent timber to the given species may be used with the approval of the Engineer.

Structural timber for Roof work, ceiling frames and Partitions

Local timber: Palu, Wewarana, Liyan, Alubo, Pihimbiya, Valdel, Mee, Milla, Halmilla, Kohomba, Micro, Kolon, Madan, Hulanhik., Treated Grandis

Imported timber: Balau, Kempas, Tulang

Valance board

Local timber: Ginisapu, Gammalu, Suriyamara, Hulanhik. Kolon

Imported timber: Tulang.

Floor Boarding Teak, Kumbuk

Door, Window and Fanlight

For Frame:

Local timber: Palu, Wewarana, Valdel, Mee, Milla, Halmilla, Hadawaka, Kohomba, Hulanhik.

Imported timber: Balau, Thulang

For sashes:

Local timber: Halmilla, Hulanhik, Sooriya mara, Kohomba

Imported timber: Thulang

Beadings Lunumidella, Mahogany

State Timber Corporation

Timber Classifications

Extracted from <http://www.timco.lk/stc/files/CLASSIFICATIONofTIMBER.pdf>

on 01/12/2022

CLASSIFICATION OF TIMBER

(Logs & Sawn Timber)

Super Luxury Class:

Teak, Ebony, Nedun, Calamander

Luxury Class:

Satin, Halmilla, Milla, Mahogany (Narrow-leaved), Mahogany (Broad-leaved), Jak

Special Class Upper:

Gammalu, Hulanhik, Margosa, Suriyamara, Rannai, Wewarana, Kolon, Velang, Palu

Special Class:

Tamarind (Hard Wood), Kumbuk, Eucalyptus microcorys

Class I:

Tawwana, Uva Mandora, Munamal, Ubberiya, Eucalyptus Pilularis, Eucalyptus Citriodora, Accasia Melanoxyton, Panakka, Hora, Kirihambiliya, Urukanu or Uruhonda, Mandora, Pihimbiya, Etathimbiriya or Ginikulu, Helamba, Del, Liyan, Neralu, Madan, Kon, Kirikon, Wanami, Mi, Na (Mesua ferrea), Ketakela, Pathkela & Keeriya, Trestania comserta, Paramara, Hedawaka, Treated Grandis, Damba, Dambu, Domba.

Class II:

All Dun species other than Thiniyadun, All Keena species other than Walukeena, Alubo, Dawata, Dawul-Kurundu, Godapara, Halmandora, Panamora, Wa, Welipenna, Toona, Mary, Karaw, Panu-Dan, Rathatiya, Thimbiri, Derana, Na Imbul, Gonapana, Thiththeta, Kosganna, Kiripedda, Talang, Eucalyptus Grandis, Cypress, Ethdemata, Ginisapu, Ehela, Boron Treated Sawn Rubberwood, Alastoniya (Havari Nuga), Boron Treated Sawn Pinus, Eucalyptus Robusta (Red Gum), Eucalyptus Globulus (Blue Gum), Comporta, Redness, Coconut, Eucalyptus Thoraliyana, Eucalyptus Kamaldensis, Kaya, Eucalyptus Tereticornis, Accacia docaran, Acacia mangium, Lunumidella.

Class III:

Arida, Malabada, Diyathaliya, Pinus, Thelambu, Bath-hik, Atamba, Bulu, Kahata, Rubber, Rata-Amba (Mango), Ratadel, Davu, Godakaduru, Gokatu, Sabbukku (Graviliya), Godakirilla, Mora, Kataboda, Goraka, Tammarin (Sapwood), Bakme, Kakuna, Casurina (Kasa Kasa), Beli, Dunumandala, Batadomba.

Class III Others:

All species are not otherwise classified.



General Manager
State Timber Corporation
2019.12.03

Testing of Precast Concrete products

- **Cement Blocks**

The test report shall be submitted by the contractor on compressive strength for every 500 cement blocks supplied to the site. When the number of blocks involved in the project is less than 500, the engineer shall decide the necessity of the test.

- **Interlock Blocks**

The test report shall be submitted by the contractor on compressive strength for every 800 interlock block supplied to the site. When the number of blocks involved in the project is less than 800, the engineer shall decide the necessity of the test.

- **Fence Posts.**

The test report shall be submitted by the contractor on the compressive strength of concrete(Rebound Hammer Test) for every 15 number of fence posts

BUILDING SCHEDULE OF RATES - 2025

BSR No.	DESCRIPTION	UNIT	With OH&P 16%	Without OH&P
	SECTION C - DEMOLITION / ALTERATION / REPAIR AND MAINTENANCE			
	C1 DEMOLITIONS			
	Hacking up pavings			
C-001	Demolishing, Hacking up & clearing debris away of floor paving brick or rubble inclusive of rendering.	m2	241.00	207.00
C-002	Demolishing, Hacking up & clearing debris away of floor concrete, inclusive of rendering.	m2	321.00	277.00
	C1.6 - Brickwork and Masonry			
C-003	Demolishing bricks / Masonry block walls up to 112.5mm thick inclusive of plaster and any fixtures including debris cleared away.	m2	643.00	554.00
C-004	Demolishing bricks / Masonry block walls thickness 112.5 mm to 225mm, inclusive of plaster and any fixtures including debris cleared away.	m2	593.00	511.00
C-005	Demolishing and clearing debris of 225mm wide drain in brick masonry.	m	318.00	274.00
C-006	Demolishing rubble masonry in cement and sand inclusive of plaster and any fixtures, rubble stacked and removing debris.	m3	3,282.00	2,829.00
	C1.8 - Flooring and Ceiling			
C-007	Demolishing & clearing tiled, glazed floor or wall. (including cement bedding)	m2	639.00	551.00
C-008	Removing asbestos ceiling including timber framework, stacking serviceable materials and debris cleared away in a single-story building.	m2	421.00	363.00
	C1.9 - Roofs			
C-009	Removing & clearing debris away Corrugated sheets, iron, asbestos or aluminium alloy from roofs, excluding frameworks in single-storied buildings.	m2	91.00	78.00
C-010	Removing & clearing debris away Corrugated sheets, iron, asbestos or aluminium alloy from roofs, including framework inclusive of wiring and fixtures, gutters, valance boards etc.. in single-storied buildings.	m2	273.00	235.00

BUILDING SCHEDULE OF RATES - 2025

BSR No.	DESCRIPTION	UNIT	With OH&P 16%	Without OH&P
C-011	Removing & clearing debris away Corrugated sheets, iron, asbestos or aluminium alloy from roofs including framework inclusive of wiring and fixtures, gutters, valance boards etc.. in two-storied buildings.	m2	293.00	252.00
C-012	Removing & clearing debris away Corrugated sheets, iron, asbestos or aluminium alloy from roofs, excluding frameworks in two-storied buildings.	m2	97.00	83.00
C-013	Removing & clearing debris away Corrugated sheets, iron, asbestos or aluminium alloy from roofs including framework inclusive of wiring and fixtures, gutters, valance boards etc.. in three-storied buildings.	m2	313.00	270.00
C-014	Removing & clearing debris away Corrugated sheets, iron, asbestos or aluminium alloy from roofs, excluding frameworks in three-storied buildings.	m2	104.00	89.00
C-015	Removing & clearing debris away tiles Calicut or half round, removed from roofs of single-storied buildings excluding framework including stacking serviceable materials and debris cleared away.	m2	160.00	138.00
C-016	Removing & clearing debris away, tiled roof with framework inclusive of wiring and fixtures, gutters, valance boards etc., stacking serviceable materials and debris cleared away in single-storied buildings.	m2	434.00	374.00
C-017	Removing & clearing debris away tiles Calicut or half round, removed from the roof of two-storied buildings excluding framework including stacking serviceable materials and debris cleared away.	m2	241.00	207.00
C-018	Removing & clearing debris away, tiled roof with framework inclusive of wiring and fixtures, gutters, valance boards etc., stacking serviceable materials and debris cleared away in two-storied buildings.	m2	594.00	512.00

BUILDING SCHEDULE OF RATES - 2025

BSR No.	DESCRIPTION	UNIT	With OH&P 16%	Without OH&P
C-019	Removing & clearing debris away tiles Calicut or half round, removed from the roof of three storied buildings and above excluding framework, including stacking serviceable materials and debris cleared away.	m2	321.00	277.00
C-020	Removing & clearing debris away, tiled roof with framework inclusive of wiring and fixtures, gutters, valance boards etc., stacking serviceable materials and debris cleared away in three-storied buildings.	m2	755.00	651.00
C-021	Removing & stacking Ridges, asbestos or tile.	m	117.00	101.00
C-022	Removing & stacking Gutters, downpipes, valleys GI or PVC including specials.	m	80.00	69.00
C-023	Removing & stacking Boards, valance and barge.	m	61.00	52.00
	C1.10 - Truss			
C-024	Removing and stacking trusses steel or timber 6.1m (20 L.ft) of span from a single-storied building.	nr	6,119.00	5,275.00
C-025	Removing and stacking trusses steel or timber 7.6m (25 L.ft) of span from a single-storied building.	nr	7,648.00	6,593.00
C-026	Removing and stacking trusses steel or timber 9.1m (30 L.ft) of span from a single-storied building.	nr	9,178.00	7,912.00
	C1.11 - Walls			
C-027	Demolishing reinforced concrete walls, beams or slabs up to the first floor and debris cleared away.	m3	21,081.00	18,173.00
C-028	Demolishing reinforced concrete walls, beams or slabs up to the second floor and debris cleared away.	m3	22,162.00	19,105.00
C-029	Demolishing reinforced concrete walls, beams or slabs up to the third floor and debris cleared away.	m3	23,784.00	20,503.00
	Doors & Windows			
C-030	Removing & stacking door or window (sash with frame) size up to 4.0m2 from existing walls.	nr	4,012.00	3,459.00
C-031	Removing & stacking Door or window (sash with frame) size over 4.0m2 from existing walls.	nr	4,533.00	3,907.00

BUILDING SCHEDULE OF RATES - 2025

BSR No.	DESCRIPTION	UNIT	With OH&P 16%	Without OH&P
C-032	Removing & stacking Door or window sash size up to 4.0m2 from existing frames.	m2	383.00	330.00
C-033	Removing & stacking Door or window sash only size over 4.0m2 from the existing frame.	m2	575.00	496.00
	Sanitary fittings & Accessories			
C-034	Removing and staking Low-level suits, squatting closets.	nr	1,189.00	1,025.00
C-035	Removing & stacking Wash basins, cisterns, sinks, and urinals.	nr	743.00	640.00
C-036	Removing & stacking Pipes PVC, GI.	m	39.00	33.00
	C2 ALTERATIONS			
C-037	Supplying & fixing approved closet squatting foot rest type (Orissa pan) with trap, supplied and fixed to working order, including connection to sewer line. Rate includes for breaking floor and concreting, cement rendering in damaged areas. (Squatting pan rate not included)	nr	15,614.00	13,460.00
C-038	Removing and re-fixing available wash basin.	nr	4,890.00	4,215.00
	C2.3 - Removing finishings			
C-039	Paint, removing from any surfaces with a blow lamp.	m2	479.00	413.00
C-040	Chipping & clearing debris away from brick wall plasters or brick floor rendering.	m2	359.00	310.00
C-041	Chipping & clearing debris away from concrete wall plasters or concrete floor rendering.	m2	539.00	465.00
C-042	Cement, lime and sand plaster, breaking the damaged areas and replastering with 20mm thick 1:1:5 cement, lime and sand, finished smooth with lime putty.	m2	1,799.00	1,551.00
C-043	Cement and sand rough plaster, breaking the damaged areas and replastering with 1:1:5 cement, lime and sand plaster, finished semi-rough with a wooden float.	m2	312.00	269.00
C-044	Floor re-rendering with 1:3 cement and sand after demolishing and clearing damaged areas, providing expansion joints filled in 1:2 bitumen and sand (Rate including for curing).	m2	1,724.00	1,486.00

BUILDING SCHEDULE OF RATES - 2025

BSR No.	DESCRIPTION	UNIT	With OH&P 16%	Without OH&P
	C2.4 - Removing coverings			
C-045	Removing & stacking partitions, weld mesh, shelves from existing walls.	m2	349.00	301.00
C-046	Uprooting & stacking all materials barbed wire up to 5 strands fence (Barbed wire Tobe rolled up, Length of the fence to be measured).	m	463.00	399.00
C-047	Refixing available RCC fence posts, Rate includes for concreting 1:3:6(40mm) where necessary.	nr	1,128.00	973.00
C-048	Strengthen & fixing available barbed wire 14 gauge 4 points, on exiting concrete or timber fence posts.	m	48.00	41.00
C-049	Supplying & fixing GI barbed wire 14 gauge 4 Points, on existing concrete or timber fence posts.	m	86.00	74.00
	C3 REPAIRS AND MAINTENANCE			
	C3.2 - Brick work/ Masonry with available material			
C-050	Brickwork in 1:5 cement sand mortar 112.5mm thick (Nominal) using available bricks.	m2	2,046.00	1,763.00
C-051	Brickwork in 1:8 cement & sand mortar 225mm thick (Nominal) or above. (using available bricks)	m3	12,442.00	10,725.00
C-052	R.R. masonry in 1:5 cement and sand mortar in foundations using available rubble.	m3	19,119.00	16,482.00
	C3.3 - Repointing			
C-053	Replacing glass panes plain / pinhead 3mm in complete.	m2	4,424.00	3,814.00
C-054	Replacing glass panes plain / pinhead 4.6mm in complete.	m2	4,617.00	3,980.00
C-055	Fabricating and fixing Security weld mesh in open-type buildings in GI weld mesh 50mm x 50mm SWG 10, welded on 40mm x 40mm x 5mm MS angle frame complete with application of two coats enamel paint over two coats of anticorrosive paint (using available weld mesh).	m2	6,457.00	5,566.00
C-056	Fabricating and fixing security weld mesh on existing window frames complete with class 1 timber beadings, and applying two coats of paint to match the existing including two coats of enamel paint & primer undercoat.	m2	3,666.00	3,160.00

BUILDING SCHEDULE OF RATES - 2025

BSR No.	DESCRIPTION	UNIT	With OH&P 16%	Without OH&P
C-057	Laying Calicut tiles (available) on a roof (For scattered laying) up to 10 tiles per building only.	nr	14.00	12.00
C-058	Supplying and laying of new Calicut tiles (scattered laying where necessary) up to 25 tiles per building only.	nr	97.00	84.00
C-059	Shifting and re-laying after cleaning Calicut tiles. (For measurements of area not exceeding 25 tiles).	nr	58.00	50.00
C-060	Replacing Asbestos roofing sheets with new sheets on an existing framework. With new nuts and bolts, apply two coats of emulsion paint on the underside of the sheet etc. (For roofs of area above 30 m2)	m2	3,682.00	3,174.00
C-061	Replacing Asbestos roofing sheets with new sheets on an existing framework. With new nuts and bolts, apply two coats of emulsion paint on the underside of the sheet etc. (For roofs of area up to 30 m2)	m2	3,863.00	3,330.00
C-062	Refixing available Asbestos roofing sheets on an existing framework. With new nuts and bolts, apply two coats of emulsion paint on the underside of the sheet etc. (Framework measured separately)	m2	401.00	345.00
	C3.5 - Old ceilings and beams			
C-063	Cleaning and placing available roof trusses in position, supplying necessary bolts and templates, 6m (20 L.ft) to 7.2m (24 L.ft) spans.	nr	19,488.00	16,800.00
C-064	Cleaning and placing available roof trusses in position, supplying necessary bolts and templates, 7.6m (25 L.ft) to 8.7m (29 L.ft) span.	nr	22,533.00	19,425.00
C-065	Cleaning and placing available roof trusses in position, supplying necessary bolts and templates, 9.1m (35 L.ft) and above up to 12.2m (40 L.ft) span.	nr	25,578.00	22,050.00
C-066	Fixing available steel purlins on roof structures complete with necessary bolts, welding, cleaning and painting two coats of anticorrosive paints etc.	m	493.00	425.00

BUILDING SCHEDULE OF RATES - 2025

BSR No.	DESCRIPTION	UNIT	With OH&P 16%	Without OH&P
	C3.10 - Repairing Timber			
C-067	Replacing with new class 1 timber 50mm x 25mm (nominal) for reapers including an application of two coats of wood preservative(stain) (Only up to 4.60m2 of roof area).	m	256.00	221.00
C-068	Replacing with new kempus timber 50mm x 25mm (nominal) for reapers including an application of two coats of wood preservative(stain) (Only up to 4.60m2 of roof area).	m	409.00	352.00
C-069	Replacing with new class 1 timber 50mm x 50mm (nominal) for battens including an application of two coats of wood preservative(stain) (Only up to 4.6m2 of roof area).	m	420.00	362.00
C-070	Replacing with new kempus timber 50mm x 50mm (nominal) for batons including an application of two coats of wood preservative(stain) (Only up to 4.6m2 of roof area)	m	781.00	674.00
C-071	Replacing with new class 1 timber 50mm x 100mm (nominal) for joists/ rafters, including an application of two coats of wood preservative (stain) (only up to 4.6m2 of roof area).	m	1,559.00	1,344.00
C-072	Replacing with new kempus timber 100mm x 50mm (nominal) for joists/ rafters including an application of two coats of wood preservative (stain) (only up to 4.6m2 of roof area)	m	2,171.00	1,872.00
C-073	Cleaning and fixing timber (available), on a roof, size 50mm x 25mm.	m	91.00	79.00
C-074	Cleaning and fixing timber (available), on a roof, size 50mm x 50mm.	m	99.00	86.00
C-075	Cleaning and fixing timber (available), on a roof, size 100mm x 50mm.	m	445.00	383.00
C-076	Cleaning and fixing timber (available), on a roof, size 100mm x 75mm.	m	445.00	383.00
C-077	Cleaning and fixing timber (available), on a roof, size 125mm x 50mm.	m	445.00	383.00
C-078	Repairing and re-fixing of door and window frames, timber if used measured separately.	nr	696.00	600.00
C-079	Repairing and re-fixing of door or window sash (timber, except beadings if used measured separately).	m2	3,745.00	3,229.00

BUILDING SCHEDULE OF RATES - 2025

BSR No.	DESCRIPTION	UNIT	With OH&P 16%	Without OH&P
C-080	Repairing door & window frames using treated kempas, 95mm x 45mm (Nominal).	m	2,318.00	1,998.00
C-081	Repairing door & window frames using treated kempas, 95mm x 70mm (Nominal).	m	3,365.00	2,901.00
C-082	Repairing door & window frames using Jack timber 95mm x 45mm (Nominal).	m	3,071.00	2,647.00
C-083	Repairing door & window frames using Jack timber 95mm x 70mm (Nominal).	m	4,189.00	3,611.00
C-084	Repairing door sash using class 1 or above timber up to 28mm thick planks. (Up to 2.0m2)	nr	10,667.00	9,196.00
C-085	Repairing door sash using special class or above timber up to 28mm thick planks. (Up to 2.0m2)	nr	12,753.00	10,994.00
C-086	Repairing glazed / panelled window sash using class 1 or above timber up to 28mm thick planks. (Up to 1.2m2)	nr	6,225.00	5,366.00
C-087	Repairing glazed / panelled window sash using special class or above timber up to 28mm thick planks. (Up to 1.2m2)	nr	7,268.00	6,266.00
	SECTION D - EXCAVATION AND EARTHWORK			
	D1 - Site preparation			
D-001	Clearing jungle along the fence.	m2	95.00	82.00
D-002	Cutting coconut trees removing root balls and stacking logs.	nr	10,106.00	8,712.00
D-003	Cutting coconut trees and removing stumps.	nr	7,134.00	6,150.00
D-004	Cutting trees girth 0.5m to 1.0m, removing root balls and stacking logs.	nr	16,129.00	13,905.00
D-005	Cutting trees girth 0.5m to 1.0m and stacking logs.	nr	10,155.00	8,755.00
D-006	Cutting trees girth 1.0m to 1.5m, removing root balls and stacking logs.	nr	23,298.00	20,085.00
D-007	Cutting trees girth of 1.0m to 1.5m and stacking logs.	nr	17,324.00	14,935.00
D-008	Cutting trees girth 1.5m to 2.0m, removing root balls and stacking logs.	nr	33,454.00	28,840.00
D-009	Cutting trees girth 1.5m to 2.0m and stacking logs.	nr	27,480.00	23,690.00
D-010	Cutting trees girth 2.5m to 3.0m, removing root balls and stacking logs.	nr	56,753.00	48,925.00
D-011	Cutting trees girth 2.5m to 3.0m and stacking logs.	nr	50,779.00	43,775.00

BUILDING SCHEDULE OF RATES - 2025

BSR No.	DESCRIPTION	UNIT	With OH&P 16%	Without OH&P
D-012	Cutting trees girth 3.0m to 3.5m, removing root balls and stacking logs.	nr	66,908.00	57,680.00
D-013	Cutting trees girth of 3.0m to 3.5m and stacking logs.	nr	60,934.00	52,530.00
	D2 - Excavation			
D-014	Earth excavation in topsoil for preservation, average depth of 200 mm and stockpiling within 30m.	m2	443.00	382.00
D-015	Earth excavation in levelling site inclusive of haulage up to 30m. (manual cutting only up to 450m3) Average depth <= 300mm.	m2	507.00	437.00
D-016	Earth excavation in levelling site inclusive of haulage up to 30m. (manual cutting only up to 450m3) Average depth > 300mm	m3	2,217.00	1,911.00
D-017	Earth excavation in levelling site inclusive of haulage up to 30m. (machine cutting only) in ordinary soil.	m3	290.00	250.00
D-018	Excavation and levelling site in soft rock involving manual digging, including haulage up to 30 m.	m3	3,268.00	2,817.00
D-019	Excavation in foundations in normal earth up to a depth of 1.0 m including backfilling, compacting and disposal of surplus earth.	m3	2,217.00	1,911.00
D-020	Excavation in foundations in normal earth, depth greater than 1.0 m and up to 2.0m including backfilling, compacting and disposal of surplus earth.	m3	2,480.00	2,138.00
D-021	Excavation in foundations in normal earth, depth greater than 2.0 m including backfilling, compacting and disposal of surplus earth.	m3	3,268.00	2,817.00
D-022	Excavation in foundations in soft rock requires manual digging, up to a depth of 1.0m including backfilling and disposal of surplus materials.	m3	2,801.00	2,415.00
D-023	Excavation in foundations in soft rock requires manual digging, a depth greater than 1.0m and up to 2.0m including backfilling and disposal of surplus materials.	m3	3,327.00	2,868.00
D-024	Excavation in foundations in soft rock requires manual digging, a depth greater than 2.0m including backfilling and disposal of surplus materials.	m3	4,377.00	3,773.00

BUILDING SCHEDULE OF RATES - 2025

BSR No.	DESCRIPTION	UNIT	With OH&P 16%	Without OH&P
D-025	Excavation in wells/pits in normal earth up to a depth of 1.0m including backfilling behind wall/ring and disposal of surplus earth, rate excluding shoring.	m3	2,217.00	1,911.00
D-026	Excavation in wells/pits in normal earth 1.0m to 2.0m depth including backfilling behind wall /ring and disposal of surplus earth, rate excluding shoring.	m3	2,743.00	2,364.00
D-027	Excavation in wells/pits in normal earth 2.0m to 3.0 m depth including backfilling behind wall /ring and disposal of surplus earth, rate excluding shoring.	m3	3,793.00	3,270.00
D-028	Excavation in wells/pits in normal earth, 3.0m to 4.0m depth, including backfilling behind wall /ring and disposal of surplus earth, rate excluding shoring.	m3	5,427.00	4,679.00
	D4 - Breaking out existing material			
D-029	Rock Requiring blasting & pilling inclusive of haulage up to 30 m. Payable on rubble measurement only. (Rubble volume measured as - Pilling measurement X 0.75)	m3	7,455.00	6,427.00
D-030	Rock Requiring blasting and removing the blasted rock from the site	m3	6,430.00	5,543.00
D-031	Rock excavation in column footings or wall foundations, removing the blasted rock from the site.	m3	10,743.00	9,261.00
	D7 - Earth work Support			
D-032	Shoring for excavations (Trenches / Footings etc.) up to 1.5m height. (Using Timber planks)	m2	1,308.00	1,128.00
D-033	Shoring for excavations up to 3m in height. All as per detail drawing No.CPC/CS/11/04/2017/Type-ST/03	m2	15,780.00	13,603.00
	D8 - Disposal			
D-034	Bailing out and cleaning of well total depth up to 3.0m (measured, capacity of well below the water table).	m3	958.00	826.00
D-035	Bailing out and cleaning of well total depth up to 4.8m (measured, capacity of well below the water table).	m3	1,917.00	1,653.00
D-036	Bailing out and cleaning of well total depth up to 7.5m (measured, capacity of well below the water table).	m3	2,685.00	2,314.00

BUILDING SCHEDULE OF RATES - 2025

BSR No.	DESCRIPTION	UNIT	With OH&P 16%	Without OH&P
D-037	Extra over excavation for removing boulders size exceeding 0.05m ³ , in any manner (Volume of each boulder measured as 0.75 x Average height x Squared area).	m ³	5,123.00	4,416.00
D-038	Depositing and spreading haulage of earth more than 30m away from the site by any means.	m ³	640.00	552.00
D-039	Levelling ground to required grading cutting lumps and spreading and compacting manually.	m ²	63.00	55.00
D-040	Disposal of surplus earth, including loading and unloading and transport up to 10 km. (Using Machine)	m ³	452.00	390.00
	D9 - Filling			
D-041	Filling earth and compacting (as approved by the Engineer) 150mm layers in large quantities. The rate includes transport of 30 m.	m ³	2,358.00	2,033.00
D-042	Filling earth and compacting (as approved by the Engineer) 150mm layers under floors. The rate includes transport of 30 m.	m ³	2,680.00	2,310.00
D-043	Compacting approved gravel, filled in 150mm layers by manual tamping as specified. (Gravel available at the site)	m ³	1,593.00	1,373.00
D-044	Compacting approved gravel in 150mm layers by any means except manual tamping as specified. (Gravel available at the site)	m ³	678.00	585.00
D-045	Supplying and spreading river sand in layers as specified under foundations, drainage sand blankets, filters, around soakage pits, wells etc.	m ³	6,194.00	5,340.00
D-046	Sand filling under foundations. (As a cushion)	m ³	6,184.00	5,331.00
D-047	Supplying and fixing M.S. Dowels, Spliced and Dove Tailed with Wedge at one end, 16mm dia, and 1m long, boring holes to 0.3m depth in fixing.	Nr	1,497.00	1,291.00
D-048	Supplying and fixing M.S. Dowels, Spliced and Dove Tailed with Wedge at one end, 20mm dia, and 1m long, boring holes to 0.3m depth in fixing.	Nr	1,888.00	1,627.00
D-049	Supplying and fixing M.S. Dowels, Spliced and Dove Tailed with Wedge at one end, 25mm dia, and 1m long, boring holes to 0.3m depth in fixing.	Nr	2,550.00	2,198.00

BUILDING SCHEDULE OF RATES - 2025

BSR No.	DESCRIPTION	UNIT	With OH&P 16%	Without OH&P
	SECTION F - CONCRETE WORKS			
	F1 - Insitu concrete			
F-001	Mixing and placing concrete grade 30 in position, nominal mix 1:1:2 (20mm) using a concrete mixer, including fuel/operator/handling/vibrator & curing.	m3	40,926.00	35,281.00
F-002	Mixing and placing concrete grade 25 in position, nominal mix 1:1 1/2:3 (20mm) using a concrete mixer including fuel/operator/handling/vibrator & curing.	m3	34,442.00	29,692.00
F-003	Mixing and placing concrete grade 20 in position, nominal mix 1:2:4 (20mm) using a concrete mixer including fuel/operator/handling/vibrator & curing.	m3	31,637.00	27,273.00
F-004	Mixing and placing concrete 1:2 1/2:5(25mm) in position using a concrete mixer including fuel/operator/handling/vibrator & curing.	m3	24,752.00	21,338.00
F-005	Mixing and placing concrete 1:3:6 (40mm) in position using a concrete mixer including fuel/operator/handling & curing.	m3	23,749.00	20,473.00
F-006	Mixing and placing concrete grade 20 in position, nominal mix 1:2:4 (20mm) manually including compacting and curing.	m3	32,518.00	28,032.00
F-007	Mixing and placing concrete in position 1:2 1/2:5(25mm) manually including compacting and curing.	m3	26,043.00	22,450.00
F-008	Mixing and placing concrete in position 1:3:6 (40mm) manually including compacting and curing.	m3	25,040.00	21,586.00
F-009	Rate of placing, poker vibrating, levelling and curing of Ready-mixed concrete of any grade. (The cost of Ready-mix concrete is not included)	m3	1,349.00	1,163.00
	F2 - Form Work			
F-010	Sawn timber formwork in class III timber for ground concrete work with side support or props, at ground level plinth beams, lintels etc. including fixing and dismantling.	m2	3,081.00	2,656.00

BUILDING SCHEDULE OF RATES - 2025

BSR No.	DESCRIPTION	UNIT	With OH&P 16%	Without OH&P
F-011	15 mm thick plywood sheets in formwork for ground concrete work with class III timber in side support or props, at ground level plinth beams, lintels etc. including fixing and dismantling.	m2	4,435.00	3,823.00
F-012	Sawn timber formwork in class III timber with bearers, joists and props including fixing and dismantling for the underside of the first-floor slab.	m2	2,350.00	2,026.00
F-013	15 mm thick plywood sheets in formwork with class III timber in bearers, joists and props including fixing and dismantling for the underside of the first floor slab.	m2	2,735.00	2,358.00
F-014	Sawn timber formwork in class III timber with side support using props for columns mould, including fixing, and dismantling at the ground floor level.	m2	4,207.00	3,626.00
F-015	15 mm thick plywood sheets in formwork with class III timber for side support using props in columns mould, including fixing, and dismantling at ground floor level.	m2	4,595.00	3,961.00
F-016	Pre-fabricated steel mould size 225mm x 225mm in formwork for columns with side supports, including fixing and dismantling at the ground floor level.	m	1,047.00	903.00
F-017	Pre-fabricated steel mould size 300 mm x 300 mm in formwork for columns with side supports, including fixing and dismantling at the ground floor level.	m	1,144.00	986.00
F-018	Sawn timber form work in class III timber with bearers, joists and props including fixing and dismantling the underside of first-floor beams.	m2	5,156.00	4,445.00
F-019	15mm thick plywood sheets in formwork with class III timber in bearers, joists and props including fixing and dismantling for the underside of first floor beams.	m2	5,420.00	4,673.00
F-020	Sawn timber formwork in class III timber with bearers, joists and props including fixing and dismantling for portal frames.	m2	4,546.00	3,919.00
F-021	15 mm thick plywood sheets in formwork with class III timber in bearers, joists and props including fixing and dismantling for portal frames.	m2	5,892.00	5,080.00

BUILDING SCHEDULE OF RATES - 2025

BSR No.	DESCRIPTION	UNIT	With OH&P 16%	Without OH&P
	F3 - Reinforcement			
F-022	Mild steel reinforcement bends to shape laid in position and tied with G.I. wire as directed. Including spaces & chairs.	Kg	490.00	422.00
F-023	Tor steel reinforcement bends to shape laid in position and tied with G.I. wire as directed. Including spaces & chairs.	Kg	490.00	422.00
	Flag Post			
F-024	2400mm x 825mm x 450mm plat form with 75mm thick 1:3:6 (40mm) base & 2400mm x 300mm x 225mm step in rubble and 75mm thick 1:2 :4 (20mm) concrete topping. Inclusive of 1:3 cement and sand rendering finished smooth with coloured cement floating and polishing and providing three numbers 2" dia.(O.D.),2.9 mm tk. G.I.pipe flag post complete with painting (two coats of metal primer and two coats of enamel) and provide necessary arrangements for hoisting the flag as per drawing No.CPC/CS/11/04/2017/Type-ST/02(i).	nr	75,219.00	64,843.00
F-025	3300mm x 1350mm x 600mm platform for Flag Post with 1:2:4 (20mm) concrete and 1:3 cement and sand rendering finished smooth with coloured cement floating and polishing and providing three numbers 2" dia. (O.D.) (2.3mm tk) G.I.pipe flag post complete with painting (two coats of metal primer and two coats of enamel) and provide necessary arrangements for hoisting the flag. All shall be in working order as per drawing Nos.CPC/CS/11/04/2017/Type-ST/02(i). CPC/CS/11/04/2017/Type-ST/02(ii).	nr	185,180.00	159,638.00
	Concrete catch pits / valve chambers			
F-026	Concrete catch pits/valve chambers in 50mm thick 1:2:4(20mm) concrete side walls and internal faces cement rendered with 1:3 cement and sand finished smooth, to be watertight, inclusive of provision for necessary pipe connection etc., with a suitable cover or grating on top to be flush with the floor level. Internal dimensions 150mm x 150mm x 300mm.	nr	1,659.00	1,802.00

BUILDING SCHEDULE OF RATES - 2025

BSR No.	DESCRIPTION	UNIT	With OH&P 16%	Without OH&P
F-027	Concrete catch pits/valve chambers in 50mm thick 1:2:4(20mm) concrete side walls and internal faces cement rendered with 1:3 cement and sand finished smooth, to be watertight, inclusive of provision for necessary pipe connection etc., with a suitable cover or grating on top to be flush with the floor level. Internal dimensions 150mm x 150mm x 450mm.	nr	2,097.00	1,808.00
F-028	Concrete catch pits/valve chambers in 50mm thick 1:2:4(20mm) concrete side walls and internal faces cement rendered with 1:3 cement and sand finished smooth, to be watertight, inclusive of provision for necessary pipe connection etc., with a suitable cover or grating on top to be flushed with the floor level. Internal dimensions 300mm x 300mm x 450mm.	nr	4,460.00	3,845.00
F-029	Extra over concrete chamber for earth electrode in 50mm thick 1:2:4(20mm) concrete side walls with R.C.C. cover slab on top. internal dimensions 150mm x 150mm x 300mm.	nr	2,349.00	2,025.00
	Drain			
F-030	Drain 225mm X 150mm (average depth) concrete 1:2 1/2:5 (25mm) 75mm thick, provide expansion joints at 3000mm crs 12mm thick, 1:3 cement, sand rendering finished smooth, including necessary excavation, formwork, laying polythene membrane under concrete and laid to required slope.	m	3,729.00	3,214.00
F-031	Drain 225mm X 300mm(average depth) concrete 1:2 1/2:5 (25mm) 75mm thick, provide expansion joints at 3000mm crs 12.5mm thick, 1:3 cement, sand rendering finished smooth, including necessary excavation, formwork, laying polythene membrane under concrete and laid to required slope.	m	6,188.00	5,334.00

BUILDING SCHEDULE OF RATES - 2025

BSR No.	DESCRIPTION	UNIT	With OH&P 16%	Without OH&P
F-032	Drain 225mm x 450mm(average depth) concrete 1:2 1/2:5 (25mm) 75mm thick, provide expansion joints at 3000mm crs 12.5mm thick, 1:3 cement, sand rendering finished smooth, including necessary excavation, formwork, laying polythene membrane under concrete and laid to required slope.	m	7,867.00	6,782.00
F-033	750mm wide ramp and 225mm X 150mm(average depth) drain in 1:2 1/2:5(25mm) concrete 75mm thick with 1:3 plaster finished smooth, including necessary excavation, formwork, providing expansion joints at 3000mm crs and laying polythene membrane under concrete and laid to required slope.	m	5,595.00	4,823.00
F-034	Concrete cover slabs 50mm thick 1:2:4 (20 mm) r/f with, 6mm dia. MS bars at bottom @ 100mm centre, both ways, 1:3 cement and sand rendering finished smooth, pre-cast in, pieces not exceeding 600mm x 450mm placed in position as directed, providing drain holes if required.	m ²	7,965.00	6,866.00
F-035	Concrete cover slabs 50mm thick 1:2:4 (20 mm) r/f with, 6mm dia. MS bars at bottom @ 100mm centre. both ways, pre-cast in, pieces not exceeding 600mm x 450mm placed in position as directed, providing drain holes if required. (Without rendering)	m ²	6,184.00	5,331.00
	Flight of Steps			
F-036	Constructing flight of steps in 1:2 1/2:5(25mm) concrete overall width 1.5m, waist 100mm on the well-compacted ground, waist below ground level, curb walls 150mm thick overall height 450mm in outer surface. Rate includes all formwork and 1:3 cement rendering finished smooth to exposed surfaces. Size of steps 150 mm rise and 275mm tread. (Measured sloping length)	m	22,605.00	19,487.00
F-037	Constructing landing flight of steps 1.5m wide overall base 100mm thick, curb walls 150mm thick and 150mm height externally, in 1:2 1/2:5(25mm) concrete, and 1:3.cement rendering finished smooth.	m	19,286.00	16,626.00

BUILDING SCHEDULE OF RATES - 2025

BSR No.	DESCRIPTION	UNIT	With OH&P 16%	Without OH&P
	SECTION G - MASONRY WORKS / BRICKWORK / BLOCKWORK			
	G1 - WALLS			
G-001	Brickwork in 1:5 cement sand mortar 225mm thick (Nominal) and above in foundations up to D.P.C.	m3	27,819.00	23,982.00
G-002	Brickwork in 1:8 cement sand mortar 225mm thick (Nominal) in superstructures at ground floor level.	m3	27,719.00	23,895.00
G-003	Brickwork in 1:5 cement sand mortar 112.5mm thick (Nominal) at ground floor level.	m2	3,546.00	3,056.00
G-004	Brickwork in 1:5 Cement Sand Mortar 225mm thick (nominal) Large brick at ground floor level.	m2	4,045.00	3,487.00
G-005	Brickwork in 1:5 Cement Sand Mortar 150mm thick (nominal) Large brick at ground floor level.	m2	2,634.00	2,271.00
G-006	Masonry block work 100mm thick (Nominal) in walls in cement and sand 1:5 mortar using hollow blocks made of cement and sand to the proportion of 1:10, confirming compressive strength not less than 2N/mm ² at ground floor level.	m2	3,304.00	2,848.00
G-007	Masonry block work 150mm thick (Nominal) in walls in cement and sand 1:5 mortar using hollow blocks made of cement and sand to the proportion of 1:10, confirming compressive strength not less than 2N/mm ² at ground floor level.	m2	3,744.00	3,228.00
G-008	Masonry block work 200mm thick (Nominal) in cement and sand 1:5 mortar using hollow blocks made of cement and sand to a proportion of 1:10, confirming to compressive strength not less than 2N/mm ² at ground floor level.	m2	4,957.00	4,273.00
	G2 - PROJECTION			
G-009	R.R. masonry in 1:5 cement and sand mortar in foundations.	m3	22,425.00	19,332.00
G-010	R.R. masonry in 1:5 cement and sand mortar in superstructure.	m3	24,576.00	21,186.00

BUILDING SCHEDULE OF RATES - 2025

BSR No.	DESCRIPTION	UNIT	With OH&P 16%	Without OH&P
G-011	Providing weep holes in retaining walls with 90mm diameter. PVC down pipes including metal packing around the inner mouth as directed, length of pipe up to 1050mm.	nr	903.00	778.00
G-012	Providing weep holes in retaining walls with 90mm diameter. PVC down pipes including metal packing around the inner mouth as directed, length of pipe 1050mm to 1800mm.	nr	1,147.00	988.00
G-013	Providing weep holes in retaining walls with 90mm diameter. PVC down pipes including metal packing around the inner mouth as directed, length of pipe 1800mm to 2250mm.	nr	1,401.00	1,208.00
G-014	Supplying and laying 1.5m x 1.0m x 1.0m galvanized gabion boxes with necessary rubble packing.	nr	25,998.00	22,412.00
G-015	Supplying and laying 2.0m x 1.0m x 1.0m galvanized gabion boxes with necessary rubble packing.	nr	34,857.00	30,049.00
G-016	Supplying and laying 1.0m x 1.0m x 1.0m galvanized gabion boxes with necessary rubble packing.	nr	18,976.00	16,358.00
G-017	Supplying and laying 1.5m x 1.0m x 1.0m PVC coated wire gabion boxes with necessary rubble packing.	nr	27,083.00	23,348.00
G-018	Supplying and laying 2.0m x 1.0m x 1.0m PVC coated wire gabion boxes with necessary rubble packing.	nr	36,319.00	31,309.00
G-019	Supplying and laying 1.0m x 1.0m x 1.0m PVC coated wire gabion boxes with necessary rubble packing.	nr	19,832.00	17,097.00
G-020	Supplying and laying geotextile layer behind gabion retaining walls type T.S. 30.	m2	491.00	423.00
	SECTION H - WATERPROOFING			
H-001	Supplying and laying of internal angle fillet (25mmX 25mm) at edges using non-shrinkage grout and fibre mesh (200mm width) after clearing at edges (preparing surface for waterproofing), as per the instructions of the Engineer.	m	497.00	428.00

BUILDING SCHEDULE OF RATES - 2025

BSR No.	DESCRIPTION	UNIT	With OH&P 16%	Without OH&P
H-002	Waterproofing in upper floor bathrooms, water tanks etc. with a waterproofing agent approved by the Engineer, (Barralastic or equivalent) apply two coats after a well-cleared surface.	m2	2,724.00	2,349.00
H-003	Waterproofing with cementitious waterproofing agent approved by the Engineer, (Xypex or equivalent) apply two coats after well clearing and surface preparation.	m2	3,531.00	3,044.00
H-004	Waterproofing with cementitious waterproofing agent approved by the Engineer, (Thoroseal or equivalent) apply two coats after well clearing and surface preparation. Damp proofing, width > 300mm	m2	1,882.00	1,622.00
H-005	20mm thick damp proof course in 1:2 cement and sand troweled smooth and applied two coats of hot tar, blinded with sand. Damp proofing, width > 300mm	m2	2,195.00	1,892.00
H-006	Supplying and laying of water bar, including underlay recessed to the early stage and new stage concrete with surface treatments as per the instructions of the Engineer.	m	3,494.00	3,012.00
	SECTION J - STRUCTURAL METAL WORKS FOR STEEL IN FRAMED STRUCTURES / ALUMINUM IN FRAMED STRUCTURES / METAL WORK IN UNFRAMED STRUCTURES			
J-001	Supplying & Fixing Lipped Channel Size 100 mm X 50 mm X 12 mm & 2mm thick GI with necessary nut & Bolts, 6mm thick cleat & Welding Works etc.	m	3,674.00	3,168.00
J-002	Supplying & Fixing Lipped Channel Size 150 mm X 65 mm X 14 mm & 2mm thick GI including prepare & necessary nut & Bolts 6mm thick cleat & Welding Works etc.	m	5,116.00	4,410.00
J-003	Fabricating and fixing Steel sections 2/ 62mm x 62mm x 6mm used in gable rafters purlins etc. Complete with fixing, bolts, 2 coats of anticorrosive paint and providing cleats where necessary. (Concrete pad paid separately)	m	5,826.00	5,022.00

BUILDING SCHEDULE OF RATES - 2025

BSR No.	DESCRIPTION	UNIT	With OH&P 16%	Without OH&P
J-004	Supplying, fabricating and erecting Web truss 20-40 feet span and pitch 10-45degree with Top and Bottom Chord 2/65x65x6mm and Internal members single angle 50x50x5mm, 10mm thick Gusset plate, 12mm thick base plate rate including welding and two coats of anticorrosive paint and placing in position. CPC/CS/11/04/2018/TYPE-TR/01(i),(ii) CPC/CS/11/04/2018/TYPE-TR/02(i),(ii) CPC/CS/11/04/2018/TYPE-TR/03(i),(ii) CPC/CS/11/04/2018/TYPE-TR/04(i),(ii) CPC/CS/11/04/2018/TYPE-TR/05(i),(ii)	Kg	570.00	491.00
J-005	Fabricating and erecting "I" section truss 20-30 feet span and pitch 10-45degree including two coats of anticorrosive paint and placing in position. (Truss Spacing 15'-0"-20'-0")The Sag rod is to be paid separately as per drawing No. CPC/CS/11/04/2018TYPE-ITR/02/1, CPC/CS/11/04/2018TYPE-ITR/02/2, CPC/CS/11/04/2018TYPE-ITR/02/3	Kg	555.00	478.00
J-006	Fabricating and erecting "I" section truss 30-40 feet span and pitch 10-45 degrees including two coats of anticorrosive paint and placing in position. (Truss Spacing 15'-0"-20'-0") Sag rod is to be paid separately as per drawing No. CPC/CS/11/04/2018TYPE-ITR/04/1, CPC/CS/11/04/2018TYPE-ITR/04/2, CPC/CS/11/04/2018TYPE-ITR/04/3	kg	485.00	418.00
J-007	Fabricating and erecting "I" section truss 20-30 feet span and pitch 10-45 degrees including two coats of anticorrosive paint and placing in position. (Truss Spacing 15'-0"maximum) As per drawing No. CPC/CS/11/04/2018TYPE-ITR/01/1, CPC/CS/11/04/2018TYPE-ITR/01/2.	kg	555.00	478.00
J-008	Fabricating and erecting "I" section truss 30-40 feet span and pitch 10-45degree including two coats of anticorrosive paint and placing in position. (Truss Spacing 15'-0"maximum) As per drawing No. CPC/CS/11/04/2018TYPE-ITR/03/1, CPC/CS/11/04/2018TYPE-ITR/03/2.	kg	485.00	418.00

BUILDING SCHEDULE OF RATES - 2025

BSR No.	DESCRIPTION	UNIT	With OH&P 16%	Without OH&P
	SECTION K - METAL WORK			
	K.1 Windows			
K-001	Fabricating and fixing Anodized aluminium glazed window with openable sash with aluminium architectural sections with 10 - 15 micron coating glazed 4.6 mm thick glass including all necessary rubber beading, rawl plug, etc. All as per detail drawing No. CPC/CS/11/04/2024/TYPE-DW/01	m2	26,450.00	22,802.00
K-002	Fabricating and fixing Anodized Aluminium glazed fanlight with openable sash with aluminium architectural sections with 10 - 15 micron coating glazed 4.6 mm thick glass including all necessary rubber beading, rawl plug etc. All as per detail drawing No. CPC/CS/11/04/2024/TYPE-DW/02	m2	35,570.00	30,664.00
K-003	Fabricating and fixing Anodized Aluminium glazed fixed fanlight with glass, with aluminium architectural sections with 10 - 15 micron coating glazed 4.6 mm thick glass including all necessary rubber beading, rawl plug etc. All as per detail drawing No. CPC/CS/11/04/2024/TYPE-DW/03	m2	21,001.00	18,104.00
K-004	Fabricating and fixing Anodized aluminium sliding window with aluminium architectural sections with 10 - 15 micron coating glazed with 4.6mm thick glass including all necessary rubber beading, rawl plug etc. All as per detail drawing No. CPC/CS/11/04/2024/TYPE-DW/04	m2	19,866.00	17,126.00
K-005	Fabricating and fixing Powder-coated aluminium glazed window with openable sash with aluminium architectural sections with 60 - 80 micron coating with 4.6 mm thick glass including all necessary rubber beading, rawl plug etc. All as per detail drawing No. CPC/CS/11/04/2024/TYPE-DW/01	m2	27,121.00	23,380.00

BUILDING SCHEDULE OF RATES - 2025

BSR No.	DESCRIPTION	UNIT	With OH&P 16%	Without OH&P
K-006	Fabricating and fixing Powder-coated aluminium glazed fanlight with openable sash with aluminium architectural sections with 10 - 15 micron coating glazed 4.6 mm thick glass including all necessary rubber beading, rawl plug etc. All as per detail drawing No. CPC/CS/11/04/2024/TYPE-DW/02	m2	36,488.00	31,455.00
K-007	Fabricating and fixing Powder coated Aluminium glazed fixed fanlight with glass, with aluminium architectural sections with 10 - 15 micron coating glazed 4.6 mm thick glass including all necessary rubber beading, rawl plug etc. All as per detail drawing No. CPC/CS/11/04/2024/TYPE-DW/03	m2	21,429.00	18,473.00
K-008	Fabricating and fixing Powder-coated aluminium glazed sliding window with aluminium architectural sections with 60 - 80 micron coating with 4.6mm thick glass including all necessary rubber beading, rawl plug & window lock, etc. All as per detail drawing No. CPC/CS/11/04/2024/TYPE-DW/04	m2	20,437.00	17,618.00
K.3 Louvers				
K-009	Fabricating and fixing Anodized aluminium louvre panels, fixed to aluminium windows or doors with aluminium architectural sections with 10 - 15 micron coating including all necessary fittings, etc. (Aluminium window or door measured separately). All as per detail drawing No. CPC/CS/11/04/2024/TYPE-DW/05	m2	35,830.00	30,888.00
K-010	Fabricating and fixing Powder-coated aluminium louvre panels, fixed to aluminium windows or doors with aluminium architectural sections with 10 - 15 micron coating including all necessary fittings, etc. (Aluminium window or door measured separately). All as per detail drawing No. CPC/CS/11/04/2024/TYPE-DW/05	m2	38,395.00	33,099.00

BUILDING SCHEDULE OF RATES - 2025

BSR No.	DESCRIPTION	UNIT	With OH&P 16%	Without OH&P
	K.6 Doors and gates			
K-011	Fabricating and fixing Anodized aluminium hinged type door sash with aluminium architectural sections with 10 - 15 micron coating glazed and panelled with 3mm plastic coated plyboard to both sides at the bottom and 4.6mm thick glass at the top. Including door lock and handle, etc. All as per detail drawing No. CPC/CS/11/04/2024/TYPE-DW/06	m2	41,144.00	35,469.00
K-012	Fabricating and fixing Anodized Aluminium hinged type door sash with aluminium architectural sections with 10 - 15 micron coating glazed and panelled with 4mm cladding board at the bottom and 4.6mm thick glass at the top. Including door lock and handle, etc. All as per detail drawing No. CPC/CS/11/04/2024/TYPE-DW/06	m2	39,974.00	34,461.00
K-013	Fabricating and fixing Anodized Aluminium hinged type sash door with aluminium architectural sections with 10 - 15 micron coating glazed and panelled with 4mm cladding board including door lock, etc. All as per detail drawing No. CPC/CS/11/04/2024/TYPE-DW/06	m2	40,511.00	34,923.00
K-014	Fabricating and fixing Anodized aluminium glazed sliding type door sash with single point locking handle, with aluminium architectural sections with 10 - 15 micron coating glazed and panelled with 3mm plastic coating plyboard to both sides, at the bottom and 4.6mm thick glass at the top, including door lock. All as per detail drawing No. CPC/CS/11/04/2024/TYPE-SS/01	m2	20,411.00	17,595.00

BUILDING SCHEDULE OF RATES - 2025

BSR No.	DESCRIPTION	UNIT	With OH&P 16%	Without OH&P
K-015	Fabricating and fixing Anodized aluminium glazed sliding type door sash with single point locking handle, with aluminium architectural sections with 10 - 15 micron coating glazed and panelled with 4mm cladding board at the bottom and 4.6mm thick glass at the top, including door lock. All as per detail drawing No. CPC/CS/11/04/2024/TYPE-SS/01	m2	18,629.00	16,060.00
K-016	Fabricating and fixing Powder coated aluminium hinged type door sash with aluminium architectural sections with 60 - 80 micron coating glazed and panelled with 3mm plastic coated plyboard to both sides at the bottom and 4.6mm thick glass at the top. Including door lock, etc. All as per detail drawing No. CPC/CS/11/04/2024/TYPE-DW/06	m2	42,249.00	36,421.00
K-017	Fabricating and fixing Powder-coated aluminium hinged type sash door with aluminium architectural sections with 60-80 micron coating glazed and panelled with 4mm cladding board including door lock, etc. All as per detail drawing No. CPC/CS/11/04/2024/TYPE-DW/06	m2	41,616.00	35,876.00
K-018	Fabricating and fixing Powder-coated aluminium hinged type sash door with aluminium architectural sections with 60-80 micron coating glazed and panelled with 4mm cladding board at the bottom and 4.6mm thick glass at the top. Including door lock, etc. All as per detail drawing No. CPC/CS/11/04/2024/TYPE-DW/06	m2	41,080.00	35,413.00
K-019	Fabricating and fixing Powder coated aluminium glazed sliding type door sash with aluminium architectural sections with 60 - 80 micron coating glazed and panelled with 3mm plastic coating plyboard to both sides, at the bottom and 4.6mm thick glass at the top, including door lock. All as per detail drawing No. CPC/CS/11/04/2024/TYPE-SS/01	m2	20,307.00	17,506.00

BUILDING SCHEDULE OF RATES - 2025

BSR No.	DESCRIPTION	UNIT	With OH&P 16%	Without OH&P
K-020	Fabricating and fixing Powder coated aluminium glazed sliding type door sash with aluminium architectural sections with 60 - 80 micron coating glazed and panelled with 4 mm cladding board at the bottom and 4.6mm thick glass at the top, including door lock. All as per detail drawing No. CPC/CS/11/04/2024/TYPE-SS/01	m2	19,138.00	16,498.00
K-021	Fabricating and fixing Anodized aluminium hinged type sash Bathroom door with aluminium architectural sections with 60-80 micron coating glazed and panelled with 3mm cladding board at bottom and top. Including door lock with handle, etc. All as per detail drawing No. CPC/CS/11/04/2024/TYPE-DW/07	m2	13,024.00	11,227.00
K-022	Fabricating and fixing Powder-coated aluminium hinged type sash Bathroom door with aluminium architectural sections with 60-80 micron coating glazed and panelled with 3mm cladding board at bottom and top. Including door lock with handle etc. All as per detail drawing No. CPC/CS/11/04/2024/TYPE-DW/07	m2	13,297.00	11,463.00
	K.7 Rolled shutters			
K-023	Supplying and fixing Zn/Al powder-coated roller door consisting of 0.6mm thick zinc aluminium Powder-coated sheet, pulleys, side plate with the racers and necessary U channels. All are complete and in working order. Excluding the covering box and electrical motor.	m2	10,673.00	9,201.00
	K.10 Grilles			
K-024	Fabricating & fixing Special security grill fixed for windows complete with perimeter & either side of middle opening frame in 16mm x 5mm M.S flat & 5.2mm dia. minimum MS bars at 105mm c/c horizontally and 135mm c/c vertically welded & fixed to walls with rawl plugs, screws inclusive of two coats of enamel paint and under two coats of anticorrosive paint.All as per detail drawing No. CPC/CS/11/04/2017/TYPE-ST/09	m2	10,418.00	8,981.00

BUILDING SCHEDULE OF RATES - 2025

BSR No.	DESCRIPTION	UNIT	With OH&P 16%	Without OH&P
	K.25 Wire mesh			
K-025	Fabricating & fixing security weld mesh door sash with locking device, in GI weld mesh 50mm x 50mm SWG 10, welded on 40mm x 40mm x 5mm MS angle frame complete with application of two coats enamel paint over two coats of anticorrosive paint complete. All as per detail drawing No. CPC/CS/11/04/2017/TYPE-ST/06	m2	20,389.00	17,576.00
K-026	Fabricating & fixing security weld mesh in open-type buildings in GI weld mesh 50mm x 50mm SWG 10, welded on 40mm x 40mm x 5mm angle frame complete with application of two coats enamel paint over two coats of anticorrosive paint and complete. All as per detail drawing No. CPC/CS/11/04/2017/TYPE-ST/07	m2	10,047.00	8,661.00
	K.26 Metal fences			
K-027	Chain link mesh fence 2.0m high (Gauge 12) with 48mm outer Dia. 2.3mm tk. GI pipe at 2.9m c/c uprights and 21mm Outer Dia. 1.8mm tk. GI vertical centre bracing. 48mm Outer Dia. 2.3mm tk. GI pipe at the top and bottom runners, including excavation foundation concrete work 1:2:4(20mm) welding work, painting of two coats of etching primer and finished with one coat of enamel, etc. (Chain-link fence open area 2"x2") All as per detail drawing No. CPC/CS/11/04/2017/Type-CLF/01	m	9,254.00	7,977.00
	K.27 Zn/Al mesh			
K-028	Fabricating and fixing Zn/Al diamond-shaped mesh fixed to Anodized Aluminium 1 1/2"X1 1/2" box bar frame for window opening, using Anodized Aluminum Channel (5153M) and complete. All as per detailed drawing No. CPC/CS/11/04/2024/TYPE-ST/08	m2	15,050.00	12,974.00
K-029	Fabricating and fixing Zn/Al diamond-shaped mesh to powder-coated Aluminium 1 1/2"X1 1/2" box bar frame for window opening, using powder-coated Aluminum Channel (5153M) and complete. All as per detailed drawing No. CPC/CS/11/04/2024/TYPE-ST/08	m2	15,516.00	13,376.00

BUILDING SCHEDULE OF RATES - 2025

BSR No.	DESCRIPTION	UNIT	With OH&P 16%	Without OH&P
	SECTION L - WOOD WORK			
	L1 - CARPENTRY			
	ROOF FRAMING			
L-001	Supplying and fixing class 1 timber 50mm x 25mm (nominal) for reapers, including applying two coats of wood preservative (stain).	m	239.00	206.00
L-002	Supplying and fixing Kempas timber 50mm x 25mm (nominal) for reapers, including applying two coats of wood preservative (stain).	m	387.00	333.00
L-003	Supplying and fixing class 1 timber 50mm x 50mm (nominal) for battens including applying two coats of wood preservative (stain).	m	405.00	349.00
L-004	Supplying and fixing Kempas timber 50mm x 50mm (nominal) for battens including applying two coats of wood preservative (stain).	m	756.00	652.00
L-005	Supplying and fixing class 1 timber 50mm x 100mm (nominal) for joists/ rafters including applying two coats of wood preservative (stain).	m	1,412.00	1,217.00
L-006	Supplying and fixing Kempas timber 100mm x 50mm (nominal) for joists/ rafters including applying two coats of wood preservative (stain).	m	1,952.00	1,683.00
L-007	Supplying and fixing any size (above 100mmx50mm) of class 1 timber beams including applying two coats of wood preservative (stain).	m3	334,175.00	288,082.00
L-008	Supplying and fixing any size (above 100 mm x 50 mm) of Kempas timber beams, including applying two coats of wood preservative (stain).	m3	456,658.00	393,670.00
	APPLYING WOOD PRESERVATIVE ON ROOF FRAME			
L-009	Applying one coat of wood preservative (stain) on a roof structure for a Calicut tile roof, measured in plan area.	m2	273.00	236.00

BUILDING SCHEDULE OF RATES - 2025

BSR No.	DESCRIPTION	UNIT	With OH&P 16%	Without OH&P
L-010	Applying two coats of wood preservative (stain) on a roof structure for a Calicut tile roof measured in the plan area.	m2	520.00	448.00
L-011	Applying one coat of wood preservative (stain) on a roof structure in an asbestos roof measured in the plan area.	m2	161.00	139.00
L-012	Applying two coats of wood preservative (stain) on a roof structure for an asbestos roof measured in the plan area.	m2	337.00	291.00
	L2 - JOINERY			
	TIMBER CEILING			
L-013	Supplying & Fixing 19mm thick Lunumidella tongued and grooved Ceiling, on the underside of rafters, in existing timber framework.	m2	3,119.00	2,689.00
L-014	Supplying & Fixing Flat Lunumidella tongued and grooved Ceiling 19mm thick complete with class 1 timber frame, 100mm x 50mm (nominal), joists at 0.6m crs. Rate included for application of wood preservative on timber framework twice. (Painting measured separately).	m2	6,375.00	5,496.00
	ASBESTOS CEILING			
L-015	Flat asbestos ceiling, Supplying & fixing with wire nails to 100mm x 50mm (nominal) joists at 1.2m c/c & 50mm x 50mm (nominal) bearers @ 0.6m c/c in class 1 timber including 35mm x 12mm (nominal) beadings and 50mm x 35mm (nominal) cove mouldings of approved timber. The rate included one coat of primer, two coats of emulsion paint to the underside of the ceiling and two coats of wood preservative(stain) to the timber framework.	m2	6,598.00	5,688.00
L-016	Flat asbestos ceiling, Supplying & fixing with wire nails to 100mm x 50mm (nominal) joists,1.2m c/c & 50mm x 50mm (nominal) bearers at 0.6m c/c in class 1 timber including 35mm x 12mm (nominal) beadings and 50mm x 35mm (nominal) cove mouldings of approved timber. The rate included two coats of wood preservative (stain) on the timber framework.	m2	5,715.00	4,926.00

BUILDING SCHEDULE OF RATES - 2025

BSR No.	DESCRIPTION	UNIT	With OH&P 16%	Without OH&P
L-017	Fixing flat asbestos ceiling underside of rafters, timber framework measured separately, rate included for wire nails, screws, beadings and mouldings.	m2	3,663.00	3,157.00
L-018	Fixing flat asbestos ceiling underside of steel purlins,50mm x 50mm (nominal) class 1 timber frame not more than 1.2m x 0.6m crs. Includes wire nails, screws, beadings and mouldings and 6mm dia. mild steel hanging hooks. Rate included for application of wood preservative (stain)timber frame.	m2	5,474.00	4,719.00
	TIMBER DOORS			
L-019	Fabricating & fixing door, 28mm (Nominal 26-28mm) thick class 1 or above, battened sash with 95mm x 45mm (Nominal) frame, in class 1 or above timber, oxidized heavy-duty furniture 100mm x 62mm iron butt hinges with inside and outside with 100mm barrel bolts, draw ring, sashes and frame painted with two coats of enamel paint and primer undercoats. (3Nos hinges)	m2	27,056.00	23,324.00
L-020	Fabricating & fixing door 28mm (Nominal 26-28mm) thick, class 1 timber or above battened sash single hung with 95mm x 45mm (Nominal) frame with Jack timber, oxidized heavy duty furniture with inside & outside 2 nos 100mm barrel bolt & draw rings. The rate included primer undercoats and two coats of enamel paint. (3Nos of hinges)	m2	30,984.00	26,710.00
L-021	Fabricating & fixing door 28mm (Nominal 26-28mm) thick, class 1 or above flush panelled sash single hung with 95mm x 70mm(Nominal) frame, in treated Kempas timber, oxidized heavy duty furniture, original mortise door lock approved by an engineer with 100mm barrel bolts 2 nos etc. rate included primer undercoat & two coats of enamel paint. (3Nos of hinges)	m2	38,036.00	32,789.00

BUILDING SCHEDULE OF RATES - 2025

BSR No.	DESCRIPTION	UNIT	With OH&P 16%	Without OH&P
L-022	Fabricating & fixing door 28mm (Nominal 26-28mm) thick, class 1 or above flush panelled sash single hung with 95mm x 70mm (Nominal) frame, Jack timber, oxidized heavy duty furniture original mortise door lock approved by an engineer with 100mm barrel bolts 2 nos etc. The rate included primer undercoat & two coats of enamel paint. (3Nos of hinges)	m2	40,486.00	34,902.00
L-023	Fabricating & fixing door 28mm (Nominal 26-28mm) thick, class 1 or above panelled & glazed double hung sashes and top fanlight, 95mm x 70mm (Nominal) frame in treated Kempas timber, oxidized heavy duty furniture, original mortise door lock approved by engineer with Oxidized barrel bolt 2 Nos of 150mm and 2 Nos of 100mm, rate included primer undercoat & two coats of enamel paint. (3pairs of hinges)	m2	35,727.00	30,799.00
L-024	Fabricating & fixing door 28mm (Nominal 26-28mm) thick, class 1 or above panelled & glazed double hung sashes and top fanlight 95mm x 70mm (Nominal) frame, in Jack timber, oxidized heavy duty furniture, original mortise door lock approved by an engineer with 100mm barrel bolt & 150mm barrel bolt, rate included primer undercoat & two coats of enamel paint. (3pairs of hinges)	m2	35,342.00	30,468.00
L-025	Fabricating & fixing door 28mm (Nominal 26-28mm) thick, class 1 or above flush panelled sash with 95mm x 45mm (Nominal) frame in timber class 1 or above, oxidized heavy duty furniture with inside and outside 100mm barrel bolts instead of lock and rate included primer undercoat & two coats of enamel paint. (3Nos of hinges)	m2	34,091.00	29,389.00

BUILDING SCHEDULE OF RATES - 2025

BSR No.	DESCRIPTION	UNIT	With OH&P 16%	Without OH&P
L-026	Fabricating & fixing door 28mm (Nominal 26-28mm) thick, class 1 or above flush panelled, with 95mm x 45mm (Nominal) frame in Jack timber, oxidized heavy-duty furniture with inside and outside 100mm bolts instead of lock and rate included primer undercoat & two coats of enamel paint. (3Nos of hinges)	m2	37,257.00	32,118.00
L-027	Fabricating & fixing door 28mm (Nominal 26-28mm) thick, plywood sash with 95mm x 70mm (Nominal) treated Kempas timber frame, oxidized heavy-duty furniture with original mortise door lock approved by an engineer with 1 No of 150mm oxidized barrel bolt. The rate included primer undercoat & two coats of enamel paint. (3Nos of hinges)	m2	23,189.00	19,990.00
L-028	Fabricating & fixing door 28mm (Nominal 26-28mm) thick, plywood sash with 95mm x 70mm (Nominal) Jack timber frame, oxidized heavy duty furniture, original mortise door lock approved by an engineer with 1 No of 150mm oxidized barrel bolt .rate included primer undercoat & two coats of enamel paint. (3Nos of hinges)	m2	25,639.00	22,103.00
L-029	Fabricating and fixing decorative door 28mm (Nominal 26-28mm) thick, class 1 or above flush panelled sash single hung with 2" x 1/4" Flat Iron fixed to sash at 600 mm c/c intervals, including necessary nuts and bolts approved by an engineer, with 95mm x 70mm (Nominal) frame in treated Kempas timber, oxidised heavy-duty furniture, and original mortise door lock approved by an engineer with 2 nos stainless steel door bolt latch slide barrel bolt clasp set (8" long) & 2 nos padlock. The rate will include two coats of enamel paint applied to steel and two coats of polyurethane varnish on the well-prepared timber surface.	m2	43,284.00	37,314.00
L-030	Supplying and fixing plywood door sash approved quality including of oxidized heavy duty furniture etc. (Painting & locks measured separately).	m2	8,036.00	6,928.00

BUILDING SCHEDULE OF RATES - 2025

BSR No.	DESCRIPTION	UNIT	With OH&P 16%	Without OH&P
	TIMBER WINDOWS			
L-031	Fabricating and fixing fully glazed window 28mm thick class 1 or above sashes and frame with nominal size 95mmx70mm using treated kempas timber complete with oxidized heavy-duty furniture,3.0mm clear / pinhead glass, including two coats of enamel paint & primer under coat.	m2	39,897.00	34,394.00
L-032	Fabricating and fixing fully glazed window 28mm thick special class sashes and 95mm x 70mm (Nominal) frame using Jack timber complete with oxidized heavy duty furniture, including two coats of enamel paint & primer under coat. (Glass thickness 3.0mm clear / pinhead).	m2	48,780.00	42,052.00
	DOOR,WINDOW FRAMES			
L-033	Supplying & fixing door, window frames new, measured length of timber using treated kempas, 95mm x 45mm (Nominal).	m	1,939.00	1,671.00
L-034	Supplying & fixing door, window frames new, measured length of timber using treated kempas, 95mm x 70mm (Nominal)..	m	2,936.00	2,531.00
L-035	Supplying & fixing door/ window frames with new jack timber 95mm x 45mm (Nominal)..	m	2,656.00	2,289.00
L-036	Supplying & fixing door/ window frames with new jack timber 95mm x 70mm (Nominal)..	m	3,721.00	3,207.00
L-037	Supplying & fixing door, window 28mm thick new sash glazed or paneled class1or above timber.	m2	16,843.00	14,519.00
L-038	Supplying & fixing door, window 28mm thick sash new glazed or paneled special or above.	m2	27,534.00	23,737.00
	L3 - IRONMONGERY			
	DOOR FURNITURE			
L-039	Supplying & fixing butt hinges brass 100mm x 62mm with brass screws.	Pair	2,006.00	1,729.00
L-040	Supplying & fixing butt hinges oxidized iron 100mm x 62mm with iron screws.	Pair	1,281.00	1,105.00
L-041	Supplying & fixing brass barrel bolts 100mm with brass screws.	nr	947.00	816.00
L-042	Supplying & fixing oxidized iron barrel bolts 100mm with iron screws.	nr	570.00	491.00

BUILDING SCHEDULE OF RATES - 2025

BSR No.	DESCRIPTION	UNIT	With OH&P 16%	Without OH&P
L-043	Supplying & fixing brass barrel bolts 150mm with brass screws.	nr	1,295.00	1,116.00
L-044	Supplying & fixing oxidized iron barrel bolts 150mm with iron screws.	nr	590.00	508.00
L-045	Supplying & fixing lock rim or night latch (Chinese).	nr	2,860.00	2,465.00
L-046	Supplying & fixing double hung mortise type door lock approved by an engineer.	nr	10,954.00	9,443.00
L-047	Supplying & fixing single hung mortise type door lock approved by an engineer.	nr	4,158.00	3,585.00
L-048	Supplying and fixing door rings 40mm diameter.	nr	541.00	466.00
L-049	Supplying & fixing hasp & staple 100mm to 150mm.(Pad lock Measured separately)	nr	984.00	849.00
	WINDOW FURNITURE			
L-050	Supplying & fixing casement stays 250mm iron oxidized.	nr	442.00	381.00
L-051	Supplying & fixing casement stays 300mm brass, circular type with brass screws.	nr	731.00	630.00
L-052	Supplying & fixing casement fasteners Iron oxidized.	nr	481.00	414.00
	SECTION N - PARTITIONS/LININGS/SUSPENDED CEILINGS			
	DEMOUNTABLE PARTITIONS			
N-001	Fabricating and fixing Anodized Aluminium partition with aluminium architectural sections with 10 - 15 micron coating, glazed and panelled with 4 mm cladding board at the bottom and 4.6mm thick glass at the top. All as per detail drawing No. CPC/CS/11/04/2024/TYPE-PT/01	m2	13,624.00	11,745.00
N-002	Fabricating and fixing Anodized Aluminium partition with aluminium architectural sections with 10 - 15 micron coating, glazed and panelled with 4 mm cladding board at the bottom and 4.6mm thick glass at the top. All as per detail drawing No. CPC/CS/11/04/2024/TYPE-PT/02	m2	12,289.00	10,594.00

BUILDING SCHEDULE OF RATES - 2025

BSR No.	DESCRIPTION	UNIT	With OH&P 16%	Without OH&P
N-003	Fabricating and fixing Anodized Aluminium partition with aluminium architectural sections with 10 - 15 micron coating, glazed and panelled with 4 mm cladding board at top & bottom and 4.6mm thick glass at middle. All as per detail drawing No. CPC/CS/11/04/2024/TYPE-PT/03	m2	13,830.00	11,923.00
N-004	Fabricating and fixing Anodized Aluminium partition with aluminium architectural sections with 10 - 15 micron coating, glazed and panelled with 4 mm cladding board, at the bottom and 4.6mm thick glass at the top. All as per detail drawing No. CPC/CS/11/04/2024/TYPE-PT/04	m2	15,331.00	13,217.00
N-005	Fabricating and fixing Powder-coated aluminium partition with aluminium architectural sections with 60 - 80 micron coating, glazed and panelled with 4 mm cladding board, at the bottom and 4.6mm thick glass at the top. All as per detail drawing No. CPC/CS/11/04/2024/TYPE-PT/01	m2	13,915.00	11,996.00
N-006	Fabricating and fixing Powder-coated aluminium partition with aluminium architectural sections with 60 - 80 micron coating, glazed and panelled with 4 mm cladding board, at the bottom and 4.6mm thick glass at the top. All as per detail drawing No. CPC/CS/11/04/2024/TYPE-PT/02	m2	12,565.00	10,832.00
N-007	Fabricating and fixing Powder-coated aluminium partition with aluminium architectural sections with 60 - 80 micron coating, glazed and panelled with 4 mm cladding board at top & bottom and 4.6mm thick glass at middle. All as per detail drawing No. CPC/CS/11/04/2024/TYPE-PT/03	m2	14,122.00	12,174.00

BUILDING SCHEDULE OF RATES - 2025

BSR No.	DESCRIPTION	UNIT	With OH&P 16%	Without OH&P
N-008	Fabricating and fixing Powder-coated aluminium partition with aluminium architectural sections with 60 - 80 micron coating, glazed and panelled with 4 mm cladding board, at the bottom and 4.6mm thick glass at the top All as per detail drawing No. CPC/CS/11/04/2024/TYPE-PT/04	m2	15,697.00	13,532.00
	SUSPENDED GRID SYSTEM CEILINGS			
N-009	Fabricating and fixing suspended type ceiling, PVC/Mineral fiber board/Cement Board ceiling with T and L sections complete as per detailed drawing. (Ceiling panel rate not included.) Panel size 600mm x 600mm.	m2	2,249.00	1,939.00
	SECTION P - ROOF COVERING / ROOF PLUMBING			
	TILE ROOF COVERING			
P-001	Supplying and laying Calicut pattern tiles, in any type of roof.	m2	1,298.00	1,119.00
P-002	Forming Plaster bands in 1:1:5 cement, lime and sand to tiled roof coloured to match tiles.	m	227.00	196.00
P-003	Laying Calicut pattern ridge tile bedded in cement, lime and sand mortar 1:1:5 coloured to match tiles.	m	1,190.00	1,026.00
P-004	Fixing ridge tiles (available) laid on roof, 1:1:5 cement, lime and sand bedding and coloured to match tiles.	m	843.00	727.00
	SHEET ROOF COVERING			
	ZN/AL SHEET			
P-005	Supplying & fixing colour Zn/Al. roofing sheets with self-drilling screws (fasteners) on the framework - Frame work measured separately. The nominal base metal thickness of the Roofing sheet (BMT) should be 0.42 mm and the total coated thickness (TCT) not be less than 0.47 mm, HI-Tensile steel with minimum 550 Mpa yield strength, the Coating mass of the roofing sheet is AZ150 (Minimum 150 gms/sq.m total on both sides). For the Zn/Al sheets, 10 years of guarantee should be given by the manufacture.	m2	4,697.00	4,049.00

BUILDING SCHEDULE OF RATES - 2025

BSR No.	DESCRIPTION	UNIT	With OH&P 16%	Without OH&P
P-006	Supplying & Fixing Zn / Al sheets- Tile profile, with self-drilling Screws (Fasteners) on the framework -Frame Work Measured Separately (Single & Double roof). The nominal base metal thickness of the Roofing sheet (BMT) should be 0.42 mm and the total coated thickness (TCT) not be less than 0.47 mm, HI-Tensile steel with a minimum 550 Mpa yield strength, the Coating mass of the roofing sheet is AZ150 (Minimum 150 gms/sq.m total on both sides). For the Zn/Al sheets, 10 years of guarantee should be given by the manufacture.	m2	6,843.00	5,899.00
P-007	Supplying & Fixing Zn / Al sheets, Tile profile, with self-drilling Screws (Fasteners) on the framework - Frame Work Measured Separately). (Hip roof) The nominal base metal thickness of the Roofing sheet (BMT) should be 0.42 mm and the total coated thickness (TCT) not be less than 0.47 mm, HI-Tensile steel with a minimum 550 Mpa yield strength, the Coating mass of the roofing sheet is AZ150 (Minimum 150 gms/sq.m total on both sides). For the Zn/Al sheets, 10 years of guarantee should be given by the manufacture.	m2	7,034.00	6,064.00
P-008	Supplying & Fixing Zn / Al sheets with self-drilling Screws (Fasteners) on framework - Frame Work Measured Separately. (Hip roof) The nominal base metal thickness of the Roofing sheet (BMT) should be 0.42 mm and the total coated thickness (TCT) not be less than 0.47 mm, HI-Tensile steel with a minimum 550 Mpa yield strength, the Coating mass of the roofing sheet is AZ150 (Minimum 150 gms/sq.m total on both sides). For the Zn/Al sheets, 10 years of guarantee should be given by the manufacture.	m2	4,824.00	4,159.00
	ASBESTOS SHEETS			
P-009	Supplying and fixing new asbestos roofing sheets confirming to SLS 9 on the existing framework with new nuts and bolts, applying two coats of emulsion paint under side of the sheet etc. (Framework measured separately).	m2	3,548.00	3,058.00

BUILDING SCHEDULE OF RATES - 2025

BSR No.	DESCRIPTION	UNIT	With OH&P 16%	Without OH&P
P-010	Supplying and fixing Asbestos roofing sheets on 62mm x 62mm x 6mm MS purlins not exceeding 1.35m crs. complete with necessary bolts/welds GI roofing bolts at not more than 0.55m crs. on every purlin, applying two coats of anticorrosive paint and applying two coats of emulsion paint underside of sheets. The rate included 20mm x 6mm flat iron brackets for fixing the valance board at 0.6m c/c.	m2	6,274.00	5,409.00
	FLASHING/RIDGES/CAPPINGS			
P-011	Supplying & Fixing Zn / Al Flashing (The nominal base metal thickness (BMT) should be 0.42 mm and total coated thickness (TCT) not less than 0.47 mm) with self-drilling Screws (Fasteners) & rawl plugs. nominal girth 470mm. The coating mass of the Zn/Al sheet is AZ150 (Minimum 150 gms/sq.m total on both sides).	m	3,001.00	2,587.00
P-012	Fixing close-fitting type asbestos ridging pairs with necessary bolts.	m	1,716.00	1,480.00
P-013	Supplying & fixing colour Zn /Al. ridge cap/ bottom ridge cap (The nominal base metal thickness (BMT) should be 0.42 mm and total coated thickness (TCT) not less than 0.47 mm) with self-drilling screws (Fasteners) minimum girth 470mm. The coating mass of the Zn/Al sheet is AZ150 (Minimum 150 gms/sq.m total on both sides).	m	2,904.00	2,503.00
P-014	Supplying & fixing colour Zn /Al. barge capping (The nominal base metal thickness (BMT) should be 0.42 mm and total coated thickness (TCT) not less than 0.47 mm) with self-drilling screws (Fasteners). The coating mass of the Zn/Al sheet is AZ150 (Minimum 150 gms/sq.m total on both sides).	m	2,357.00	2,031.00
P-015	Supplying & fixing colour Zn /Al. edge capping (The nominal base metal thickness (BMT) should be 0.42 mm and total coated thickness (TCT) not less than 0.47 mm) with self-drilling screws (Fasteners). The coating mass of the Zn/Al sheet is AZ150 (Minimum 150 gms/sq.m total on both sides).	m	2,357.00	2,031.00

BUILDING SCHEDULE OF RATES - 2025

BSR No.	DESCRIPTION	UNIT	With OH&P 16%	Without OH&P
	FIXING ALUMINIUM FOIL			
P-016	Supplying and laying 75mm x 75mm gauge 17 welded wire mesh under the roof as directed.	m2	600.00	517.00
P-017	Supplying and laying of laminated aluminium foil, 4 mm thick double side double bubble insulation layer, under the roof as directed. (Ultra bubble reflective layer)	m2	793.00	683.00
	ROOF PLUMBING			
P-018	Supplying and fixing Gutters colour Zn /Al (The nominal base metal thickness (BMT) should be 0.42 mm and total coated thickness (TCT) not less than 0.47 mm) 457mm girth with brackets not exceeding 0.6m crs. rate includes for specials. The coating mass of the Zn/Al sheet is AZ150 (Minimum 150 gms/sq.m total on both sides).	m	3,739.00	3,224.00
P-019	Supplying and fixing PVC gutters square type 150mm with PVC brackets not exceeding 225mm fixed to valance board using 20 mm wire nails, rate includes for specials.	m	2,116.00	1,824.00
P-020	Fabricating and fixing Valley gutters and flashing in GI sheets G22, including application of two coats of hot tar and blinding with sand (timber board measured separately) 900mm wide.	m	2,836.00	2,444.00
P-021	Supplying & Fixing Zn / Al Valley gutters (The nominal base metal thickness (BMT) should be 0.42 mm and total coated thickness (TCT) not less than 0.47 mm) including Screws. Nominal girth 470mm. The coating mass of the Zn/Al sheet is AZ150 (Minimum 150 gms/sq.m total on both sides).	m	2,727.00	2,351.00
P-022	Supplying and fixing class 1 Timber boarding, 20mm to 25mm thick for valley gutters, flashings etc, inclusive of applying two coats of wood preservative (stain) (Only up to 4.6m2 of roof area).	m2	11,067.00	9,541.00
P-023	Supplying and fixing valance boards beaded 225mm x 20mm thick Ginisapu, including one coat of primer and two coats of enamel paint (Flat iron bracket measured separately).	m	2,134.00	1,839.00

BUILDING SCHEDULE OF RATES - 2025

BSR No.	DESCRIPTION	UNIT	With OH&P 16%	Without OH&P
P-024	Supplying & Fixing Zn / Al Valance board of nominal girth 470mm. (The nominal base metal thickness (BMT) should be 0.42 mm and the total coated thickness (TCT) not less than 0.47 mm) including Screws. Nominal girth 470mm. The coating mass of the Zn/Al sheet is AZ150 (Minimum 150 gms/sq.m total on both sides).	m	3,979.00	3,430.00
P-025	Supplying & Fixing Zn / Al Valance board of nominal girth 300mm. (The nominal base metal thickness (BMT) should be 0.42 mm and the total coated thickness (TCT) not less than 0.47 mm) including Screws. The coating mass of the Zn/Al sheet is AZ150 (Minimum 150 gms/sq.m total on both sides).	m	2,959.00	2,551.00
P-026	Extra over-supplying & Fixing 20x 6mm flat iron valance board bracket at 0.6m c/c (total length 375mm) including painting anticorrosive two coats, welding works, etc.	nr	558.00	481.00
P-027	Supplying and fixing down pipes PVC 90mm dia. with brackets not exceeding 1.2m well secured to walls with plastic rawl plugs. (Rate includes for specials).	m	1,401.00	1,208.00
P-028	Supplying and fixing down pipes colour Zn/Al 100mm X 100mm (The nominal base metal thickness (BMT) should be 0.42 mm and total coated thickness (TCT) not less than 0.47 mm) with brackets not exceeding 1.2m crs. of the pipe, rate includes for specials. The coating mass of the Zn/Al sheet is AZ150 (Minimum 150 gms/sq.m total on both sides).	m	4,208.00	3,628.00
	SECTION Q - PLUMBING / SANITARY INSTALLATION			
	Q1 - Pipes			
Q-001	Supplying and laying Pipes pvc with specials, size 63mm dia. in wastewater lines, vent pipes etc. (Type 400/ Class 4)	m	1,178.00	1,015.00
Q-002	Supplying and laying Pipes PVC with specials, size 50mm dia. in wastes of sinks. Type 600.(PNT 7)	m	1,643.00	1,416.00
Q-003	Supplying and laying Pipes PVC type 600 (PNT 7) with specials, size 40mm dia. in waste of wash basins.	m	782.00	674.00

BUILDING SCHEDULE OF RATES - 2025

BSR No.	DESCRIPTION	UNIT	With OH&P 16%	Without OH&P
Q-004	Supplying and laying pipes PVC with specials, size 63mm diameter. Rate includes cutting trenches, testing and backfilling. (Type 1000/ PNT 11) .	m	2,253.00	1,943.00
Q-005	Supplying and laying Pipes PVC with specials, size 50mm dia. rate including cutting trenches, testing and backfilling. (Type 1000/ PNT 11) depth of the trench not less than 450mm.	m	1,599.00	1,378.00
Q-006	Supplying and laying Pipes PVC type 1000 (PNT 14) with specials, size 40mm dia. Rate includes cutting trenches, testing and backfilling. Depth of the trench, not less than 450mm.	m	1,171.00	1,010.00
Q-007	Supplying and laying Pipes PVC with specials, size 32mm dia. (Type 1000/PNT 11) rate includes cutting trenches, testing and backfilling, depth of the trench not less than 450mm.	m	895.00	772.00
Q-008	Supplying and laying Pipes PVC with specials, size 25mm dia. type 1000 (PNT 11) rate includes cutting trenches, testing and backfilling. Depth of the trench, not less than 450mm.	m	772.00	666.00
Q-009	Supplying and laying Pipes PVC with specials, size 20mm dia. type 1000 (PNT 14) rate includes cutting trenches, testing and backfilling. Depth of the trench, not less than 450mm.	m	594.00	512.00
Q-010	Supplying and laying Pipes PVC with specials, size 32mm dia. (Type 1000/PNT 11) on wall	m	700.00	604.00
Q-011	Supplying and laying Pipes PVC with specials, size 25mm dia. type 1000 (PNT 11) on wall	m	577.00	497.00
Q-012	Supplying and laying Pipes PVC with specials, size 20mm dia. type 1000 (PNT 14) on wall	m	399.00	344.00
	Q5 - Fixtures appliances and equipment			
Q-013	Supplying & fixing 20mm(1/2") dia. bidet spray approved best quality. (chromium-plated)	nr	1,700.00	1,465.00
Q-014	Supplying & fixing approved cistern plastic with 20mm(1/2") chromium-plated flexible hose. (Medium quality)	nr	13,029.00	11,231.00

BUILDING SCHEDULE OF RATES - 2025

BSR No.	DESCRIPTION	UNIT	With OH&P 16%	Without OH&P
Q-015	Supplying & fixing approved cistern plastic with 20mm(1/2") chromium-plated flexible hose. (Rocel or equivalent)	nr	11,781.00	10,156.00
Q-016	Supplying & fixing approved Closet, with working order including 20mm(1/2") dia. Chromium-plated angle valve and chromium-plated flexible hose. (Closet cost not included.)	nr	6,747.00	5,816.00
Q-017	Supplying & fixing Bowl type approved urinal with trap and urinal flush valve complete to working order.	nr	17,037.00	14,687.00
Q-018	Supplying & fixing approved new closet squatting footrest type with trap, supplied and fixed to working order including connection to the sewer line. (Cost of Squatting pan not included.)	nr	8,331.00	7,182.00
Q-019	Supplying & fixing approved new closet squatting footrest type (Orissa pan-Rocel or equivalent) with trap, supplied and fixed to working order including connection to the sewer line.	nr	19,131.00	16,492.00
Q-020	Supplying & fixing mirror for bathroom 450mm x 600mm size approved quality with screws, plugs etc.	nr	4,670.00	4,026.00
Q-021	Supplying & fixing approved sink stainless steel with single drain board with chromium plated wastewater chain, stay & waste plug (tap, brackets, water, wastewater connection & brickwork measured separately).	nr	13,032.00	11,234.00
Q-022	Supplying & fixing approved ceramic sink 600mm x 375mm x 175mm overall size and chromium plated swan neck type pillar tap complete with waste plug, chromium plated waste chain & stay (water connection, waste water connection & brick work measured separately).	nr	36,371.00	31,354.00

BUILDING SCHEDULE OF RATES - 2025

BSR No.	DESCRIPTION	UNIT	With OH&P 16%	Without OH&P
Q-023	Supplying & fixing Wash basin with pedestal Vitreous China 575 X 450 X 820mm (Rocell urban D or equivalent) and Chromium Plated Sawn neck Type Pillar Tap (Rocell N091214 or equivalent) complete with Waste Plug (Rocell A38, A43 or equivalent), chromium plated waste chain & stay (water connection, waste water connection & brick work measured separately).	nr	40,500.00	34,914.00
Q-024	Fixing approved sink ceramic laboratory, complete with waste, chromium-plated waste chain, stay and waste plug. (tap, water & wastewater connection, brickwork measured separately). (Laboratory ceramic sink rate NOT included).	nr	5,453.00	4,701.00
Q-025	Supplying and fixing approved corner wash basin ceramic with 20mm(1/2") dia. chromium plated pillar tap, waste plug, chain and stay. (water connection and wastewater connection measured separately).	nr	23,415.00	20,185.00
Q-026	Supplying and fixing Ceramic Corner Wash Basin (Rocell - Aqua RB.ACO.01G101.01.06 or equivalent) with 20mm(1/2") dia. Chromium plated Pillar tap - Rocel Vero or equivalent, Waste Plug (Rocell A38, A43 or equivalent), chain and stay. (water connection and wastewater connection measured separately).	nr	36,076.00	31,100.00
Q-027	Fixing wash basin supplied with 20mm(1/2") dia. Chromium-plated Pillar tap - Rocel Vero or equivalent, waste plug, chain and stay. (Water connection and waste water connection measured separately). (Wash basin rate NOT included).	nr	20,275.00	17,479.00
Q-028	Supplying and fixing 20mm(1/2") dia. Approved, brass-heavy quality chromium-plated Angle Valve with 20mm(1/2") dia. P.V.C. Faucet Socket.	nr	2,241.00	1,932.00
Q-029	Supplying & fixing 20mm(1/2") pipe dia.,150mm approved chromium plated shower rose.	nr	3,225.00	2,780.00

BUILDING SCHEDULE OF RATES - 2025

BSR No.	DESCRIPTION	UNIT	With OH&P 16%	Without OH&P
Q-030	Supplying and fixing 20mm(1/2") pipe dia. Chromium-plated Shower rose (Rocell FHS 30A or Equivalent).	nr	21,564.00	18,590.00
	Q 10 - Water Tanks			
Q-031	Supplying and installing a 1000 L capacity water tank made of polymer materials of approved quality on a sand bed. The rate for only the water tank. PVC pipes, valves, and fittings will measured separately.	nr	22,865.00	19,711.00
Q-032	Supplying and installing a 2000 L capacity water tank made of polymer materials of approved quality on a sand bed. The rate for only the water tank. PVC pipes, valves, and fittings were measured separately.	nr	38,824.00	33,469.00
Q-033	Supplying and installing a 500 L capacity water tank made of polymer materials of approved quality on a sand bed. The rate for only the water tank. PVC pipes, valves, and fittings were measured separately.	nr	15,472.00	13,338.00
	Q 13 - Cocks			
Q-034	Supplying and fixing Ball cock valve brass size 20mm dia. heavy quality.	nr	2,895.00	2,496.00
Q-035	Supplying and fixing Ball cock plastic size 25mm dia.	nr	1,201.00	1,035.00
Q-036	Supplying and fixing Ball cock plastic size 20mm dia.	nr	798.00	688.00
Q-037	Supplying and fixing Ball cock plastic size 32mm dia.	nr	1,358.00	1,171.00
	Q 14 - Valves			
Q-038	Supplying and fixing Gate valve ,brass, size 20mm dia. heavy quality.	nr	3,512.00	3,027.00
Q-039	Supplying and fixing Gate valve, brass, size 32mm dia. heavy quality.	nr	4,782.00	4,123.00
Q-040	Supplying and fixing Gate valve brass, size 40mm dia. heavy quality.	nr	6,872.00	5,924.00
Q-041	Supplying and fixing Gate valve brass, size 50mm dia. heavy quality.	nr	8,363.00	7,209.00
Q-042	Supplying and fixing Gate valve brass, size 63mm dia. heavy quality.	nr	13,333.00	11,494.00
Q-043	Supplying and fixing Ball valve ,brass, size 20mm dia.	nr	2,817.00	2,428.00
Q-044	Supplying and fixing Ball valve brass size 25mm dia.	nr	3,823.00	3,295.00
Q-045	Supplying and fixing Ball valve ,brass, size 32mm dia.	nr	6,027.00	5,196.00

BUILDING SCHEDULE OF RATES - 2025

BSR No.	DESCRIPTION	UNIT	With OH&P 16%	Without OH&P
Q-046	Supply and fix 20mm dia Chromium plated Brass Conceal Valve	nr	4,904.00	4,228.00
	Q17 - Taps			
Q-047	Supplying and fixing 20mm(1/2") dia. General approved chromium plated heavy quality swan neck type pillar tap with 01 No. P.V.C. Faucet Socket to existing wash basin/sink.	nr	6,889.00	5,939.00
Q-048	Supplying and fixing 20mm(1/2") dia. Approved, heavy quality chromium plated bib tap with 20mm(1/2") dia. P.V.C. Faucet Socket . (Rocell SD9A126 or equivalent)	nr	8,354.00	7,202.00
Q-049	Supplying and fixing 20mm(1/2") dia. approved plastic bib tap with 1 No.P.V.C Faucet Socket .	nr	914.00	788.00
Q-050	Construction of Stand post with 0.9m x 0.9m x 0.15m grade 20 concrete base and 0.15m x 0.15m x 0.75m RCC post, 20mm(1/2") plastic bib tap. Inclusive of 20mm PVC pipe connection. Concrete base and post to be rendered with 1:3 cement and sand finished smooth. (PVC supplied pipe measured separately).	nr	17,615.00	15,185.00
	Q 27 - Stopcock pits, Valve chambers			
Q-051	Constructing Valve chamber 225mm x 225mm x 225mm in 1:2:4(20mm) concrete, complete with RCC lid, necessary lifting hooks,R113 cement rendered in inner surfaces.	nr	7,389.00	6,370.00

BUILDING SCHEDULE OF RATES - 2025

BSR No.	DESCRIPTION	UNIT	With OH&P 16%	Without OH&P
	<u>SECTION S : ELECTRICAL INSTALLATIONS</u>			
	Note :			
	* All electrical installation shall be done according to the IET wiring regulations - 18th Edition - (BS 7671: 2018+A2:2022)			
	* All MCCB, RCD, MCB and Insulators shall be European, Japanese or equivalent.			
	* All types of fans shall be approved quality and shall have minimum one year warranty period.			
	* Ceiling fans shall be complied with the SLS 814, SLS 1600 and shall have cut-off safety switch and safety wire provided to prevent detachment of fan motor from the rod.			
	* All types of LED lamp fittings shall have minimum two year warranty period.			
	* Samples of all materials shall be approved by the engineer, prior to the installation.			
S-A	Installation of power cables in conduits			
S-001	Supply and installation of 2 x 6 mm ² Cu/PVC/ PVC cables concealed in conduits.	m	1,369.00	1,180.00
S-002	Supply and installation of 2 x 10 mm ² Cu/PVC/ PVC cables concealed in conduits.	m	2,275.00	1,961.00
S-003	Supply and installation of 2 x 16 mm ² Cu/PVC/PVC cables concealed in conduits.	m	3,382.00	2,916.00
S-004	Supply and installation of 2 x 25 mm ² Cu/PVC/PVC cables concealed in conduits.	m	6,726.00	5,798.00
S-005	Supply and installation of 2 x 6 mm ² Cu/PVC/PVC + 6 mm ² E cables concealed in conduits.	m	2,035.00	1,754.00
S-006	Supply and installation of 2 x 10 mm ² Cu/PVC/PVC + 10 mm ² cables concealed in conduits.	m	3,220.00	2,776.00
S-007	Supply and installation of 2 x 16 mm ² Cu/PVC/PVC + 16mm ² E cables concealed in conduits.	m	4,721.00	4,070.00
S-008	Supply and installation of 2 x 25 mm ² Cu/PVC/PVC + 16mm ² E cables concealed in conduits.	m	8,065.00	6,952.00
S-009	Supply and installation of 4 x 6 mm ² Cu/PVC/PVC cables concealed in conduits.	m	2,716.00	2,341.00
S-010	Supply and installation of 4 x 10 mm ² Cu/PVC/PVC cables concealed in conduits.	m	4,258.00	3,670.00

BUILDING SCHEDULE OF RATES - 2025

BSR No.	DESCRIPTION	UNIT	With OH&P 16%	Without OH&P
S-011	Supply and installation of 4 x 16 mm ² Cu/PVC/PVC cables concealed in conduits.	m	6,247.00	5,386.00
S-012	Supply and installation of 4 x 25 mm ² Cu/PVC/PVC cables concealed in conduits.	m	12,912.00	11,131.00
S-013	Supply and installation of 4 x 35 mm ² PVC/XLPE/Cu cables concealed in conduits.	m	16,393.00	14,132.00
S-014	Supply and installation of 4 x 6 mm ² Cu/PVC/PVC + 6 mm ² E cables concealed in conduits.	m	3,391.00	2,923.00
S-015	Supply and installation of 4 x 10 mm ² Cu/PVC/PVC + 10 mm ² E cables concealed in conduits.	m	5,471.00	4,716.00
S-016	Supply and installation of 4 x 16 mm ² Cu/PVC/PVC + 16mm ² E cables concealed in conduits.	m	7,857.00	6,773.00
S-017	Supply and installation of 4 x 25 mm ² Cu/PVC/PVC + 16mm ² E cables concealed in conduits.	m	14,632.00	12,614.00
S-018	Supply and installation of 4 x 35 mm ² PVC/XLPE/Cu + 25 mm ² E cables concealed in conduits.	m	19,239.00	16,585.00
S-B	Installation of power cables in casing			
S-019	Supply and installation of 2 x 6 mm ² Cu/PVC/PVC cables concealed in casing.	m	1,504.00	1,296.00
S-020	Supply and installation of 2 x 10 mm ² Cu/PVC/PVC cables concealed in casing.	m	2,219.00	1,913.00
S-021	Supply and installation of 2 x 16 mm ² Cu/PVC/PVC cables concealed in casing.	m	3,315.00	2,858.00
S-022	Supply and installation of 2 x 25 mm ² Cu/PVC/PVC cables concealed in casing.	m	6,659.00	5,741.00
S-023	Supply and installation of 2 x 6 mm ² Cu/PVC/PVC + 6 mm ² E cables concealed in casing.	m	1,979.00	1,706.00
S-024	Supply and installation of 2 x 10 mm ² Cu/PVC/PVC + 10 mm ² E cables concealed in casing.	m	3,153.00	2,718.00
S-025	Supply and installation of 2 x 16 mm ² Cu/PVC/PVC + 16mm ² E cables concealed in casing.	m	5,073.00	4,373.00
S-026	Supply and installation of 2 x 25 mm ² Cu/PVC/PVC + 16mm ² E cables concealed in casing.	m	8,387.00	7,230.00
S-027	Supply and installation of 4 x 6 mm ² Cu/PVC/PVC cables concealed in casing.	m	2,768.00	2,386.00

BUILDING SCHEDULE OF RATES - 2025

BSR No.	DESCRIPTION	UNIT	With OH&P 16%	Without OH&P
S-028	Supply and installation of 4 x 10 mm ² Cu/PVC/PVC cables concealed in casing.	m	4,646.00	4,005.00
S-029	Supply and installation of 4 x 16 mm ² Cu/PVC/ PVC cables concealed in casing.	m	6,570.00	5,664.00
S-030	Supply and installation of 4 x 25 mm ² Cu/PVC/PVC cables concealed in casing.	m	13,965.00	12,038.00
S-031	Supply and installation of 4 x 35 mm ² PVC/XLPE/Cu cables concealed in casing.	m	16,978.00	14,636.00
S-032	Supply and installation of 4 x 6 mm ² Cu/PVC/ PVC + 6 mm ² E cables concealed in casing.	m	3,243.00	2,796.00
S-033	Supply and installation of 4 x 10 mm ² Cu/PVC/ PVC + 10 mm ² E cables concealed in casing.	m	5,442.00	4,692.00
S-034	Supply and installation of 4 x 16 mm ² Cu/PVC/ PVC + 16mm ² E cables concealed in casing.	m	8,573.00	7,390.00
S-035	Supply and installation of 4 x 25 mm ² Cu/PVC/ PVC + 16mm ² E cables concealed in casing.	m	15,238.00	13,136.00
S-036	Supply and installation of 4 x 35 mm ² PVC/XLPE/Cu + 25 mm ² E cables concealed in casing.	m	19,844.00	17,107.00
S-C	Installation of earth cable in conduits			
S-037	Supply and installation of 6mm ² earth cable concealed in conduit.	m	667.00	575.00
S-038	Supply and installation of 10mm ² earth cable concealed in conduit.	m	1,003.00	864.00
S-039	Supply and installation of 16mm ² earth cable concealed in conduit.	m	1,509.00	1,301.00
S-040	Supply and installation of 25mm ² earth cable concealed in conduit.	m	3,102.00	2,674.00
S-041	Supply and installation of 35mm ² earth cable concealed in conduit.	m	3,871.00	3,337.00
S-D	Installation of earth cable in casing			
S-042	Supply and installation of 6mm ² earth cable concealed in casing.	m	770.00	663.00
S-043	Supply and installation of 10mm ² earth cable concealed in casing.	m	1,106.00	953.00
S-044	Supply and installation of 16mm ² earth cable concealed in casing.	m	1,643.00	1,416.00
S-045	Supply and installation of 25mm ² earth cable concealed in casing.	m	3,236.00	2,790.00
S-046	Supply and installation of 35mm ² earth cable concealed in casing.	m	3,984.00	3,435.00

BUILDING SCHEDULE OF RATES - 2025

BSR No.	DESCRIPTION	UNIT	With OH&P 16%	Without OH&P
S-E	Earthing electrodes			
S-047	Supply and installation of of 4 feet Cu earth electrode with 16mm diameter and other accessories in working order.	nr	3,072.00	2,648.00
S-048	Supply and installation of 5 feet GI pipe with 2 inch diameter as an earth electrode and other accessories in working order.	nr	5,777.00	4,980.00
S-F	Point wiring through conduits for socket outlets -13A, data & telephone			
S-049	13 A socket outlet / grouped socket outlets - point wiring to be carried out with 2 x 2.5 mm ² PVC insulated PVC sheathed copper cables and 2.5 mm ² earth cable wired in concealed conduit in wall and above ceiling, to be supplied and installed in working order.	nr	8,746.00	7,539.00
S-050	13 A socket outlet to be controlled by 20A D/pole switch with neon indicator - point wiring to be carried out with 2 x 2.5 mm ² PVC insulated PVC sheathed copper cables and 2.5 mm ² earth cable wired in concealed conduit in wall and above ceiling ,to be supplied and installed in working order.	nr	12,643.00	10,899.00
S-051	Data socket outlet (RJ 45) - point wiring to be carried out with 6U/ UTP AWG 24 CAT 6E PVC cables wired in concealed conduit in wall and above ceiling ,to be supplied and installed in working order.	nr	5,118.00	4,412.00
S-052	Telephone socket outlet (RJ 11) - point wiring to be carried out with 4 x 0.5 mm ² two Pair - BS 10653 cables wired with PVC casing on wall and on soffit of the slabs to be supplied and installed in working order.	nr	3,523.00	3,037.00
S-G	Point wiring through conduits for lamps and fans			
S-053	Pendant type lamp point wiring (including lamp switch) to be carried out with 2 x 1.0 mm ² PVC insulated PVC sheathed copper cables wired in concealed conduits in wall and above ceiling, to be supplied and installed in working order.	nr	4,706.00	4,057.00

BUILDING SCHEDULE OF RATES - 2025

BSR No.	DESCRIPTION	UNIT	With OH&P 16%	Without OH&P
S-054	2 numbers of pendant type lamp points to be controlled by one switch - point wirings (including lamp switch) to be carried out with 2 x 1.0 mm ² PVC insulated PVC sheathed copper cables wired in concealed conduit in wall and above ceiling, to be supplied and installed in working order.	nr	6,509.00	5,611.00
S-055	Recessed type / surface mounted type / ceiling mounted type lamp point wiring (including lamp switch) to be carried out with 2 x 1.0 mm ² PVC insulated PVC sheathed copper cables wired in concealed conduit in wall and above ceiling, to be supplied and installed in working order.	nr	4,171.00	3,596.00
S-056	2 numbers of recessed type / surface mounted type / ceiling mounted type lamp point to be controlled by one switch - point wirings (including lamp switch) to be carried out with 2 x 1.0 mm ² PVC insulated PVC sheathed copper cables wired in concealed conduit in wall and above ceiling, to be supplied and installed in working order.	nr	5,439.00	4,689.00
S-057	3 numbers of recessed type / surface mounted type / ceiling mounted type lamp point to be controlled by one switch - point wirings (including lamp switch) to be carried out with 2 x 1.0 mm ² PVC insulated PVC sheathed copper cables wired in concealed conduit in wall and above ceiling, to be supplied and installed in working order.	nr	6,707.00	5,782.00
S-058	Indoor bracket lamp point wiring (including lamp switch) to be carried out with 2 x 1.0 mm ² PVC insulated PVC sheathed copper cables wired in concealed conduit in wall and above ceiling, to be supplied and installed in working order..	nr	4,171.00	3,596.00
S-059	2 numbers of indoor bracket lamp points to be controlled by one switch - point wirings (including lamp switch) to be carried out with 2 x 1.0 mm ² PVC insulated PVC sheathed copper cables wired in concealed conduit in wall and above ceiling, to be supplied and installed in working order.	nr	5,439.00	4,689.00

BUILDING SCHEDULE OF RATES - 2025

BSR No.	DESCRIPTION	UNIT	With OH&P 16%	Without OH&P
S-060	Stairway lamp point wiring (including lamp switch) with two way switch - to be carried out with 2 x 1.0 mm ² PVC insulated PVC sheathed copper cables wired in concealed conduit in wall and above ceiling, to be supplied and installed in working order.	nr	6,843.00	5,899.00
S-061	Watertight lamp point wiring (including lamp switch) - to be carried out with 2 x 1.0 mm ² PVC insulated PVC sheathed copper cables wired in concealed conduit in wall and above ceiling, to be supplied and installed in working order.	nr	4,171.00	3,596.00
S-062	2 numbers of watertight lamp points to be controlled by one lamp switch - point wirings (including lamp switch) to be carried out with 2 x 1.0 mm ² PVC insulated PVC sheathed copper cables wired in concealed conduit in wall and above ceiling, to be supplied and installed in working order.	nr	5,439.00	4,689.00
S-063	3 numbers of watertight lamp points to be controlled by one lamp switch - point wirings (including lamp switch) to be carried out with 2 x 1.0 mm ² PVC insulated PVC sheathed copper cables wired in concealed conduit in wall and above ceiling, to be supplied and installed in working order..	nr	6,707.00	5,782.00
S-064	Ceiling fan point wiring completed with fan hook - to be carried out with 2 x 1.0 mm ² PVC insulated PVC sheathed copper cables and 2.5 mm ² earth cable wired in concealed conduit in wall and above ceiling, to be supplied and installed in working order.	nr	5,542.00	4,777.00
S-H	Point wiring through PVC casing for socket outlets -13A, data & telephone			
S-065	13 A socket outlet / grouped socket outlets - point wiring to be carried out with 2 x 2.5 mm ² PVC insulated PVC sheathed copper cables and 2.5 mm ² earth cable wired with PVC casing on wall and on soffit of the slabs to be supplied and installed in working order.	nr	9,249.00	7,973.00

BUILDING SCHEDULE OF RATES - 2025

BSR No.	DESCRIPTION	UNIT	With OH&P 16%	Without OH&P
S-066	13 A socket outlet to be controlled by 20A D/pole switch with neon indicator - point wiring to be carried out with 2 x 2.5 mm ² PVC insulated PVC sheathed copper cables and 2.5 mm ² earth cable wired with PVC casing on wall and on soffit of the slabs to be supplied and installed in working order.	nr	13,146.00	11,333.00
S-067	Data socket outlet (RJ 45) - point wiring to be carried out with 6U/ UTP AWG 24 CAT 6E PVC cables wired with PVC casing on wall and on soffit of the slabs to be supplied and installed in working order.	nr	5,526.00	4,764.00
S-068	Telephone socket outlet (RJ 11) - point wiring to be carried out with 4 x 0.5 mm ² Two Pair - BS 10653 cables wired with PVC casing on wall and on soffit of the slabs to be supplied and installed in working order.	nr	3,931.00	3,389.00
S-I	Point wiring through PVC casing for lamps and fans			
S-069	Pendent type lamp point wiring (including lamp point) - to be carried out with 2 x 1.0 mm ² PVC insulated PVC sheathed copper cables wired with PVC casing on wall and on soffit of the slabs to be supplied and installed in working order .	nr	5,175.00	4,462.00
S-070	2 numbers of pendent lamp points to be controlled by one switch - point wirings (including lamp switch) to be carried out with 2 x 1.0 mm ² PVC insulated PVC sheathed copper cables wired with PVC casing on wall and on soffit of the slabs to be supplied and installed in working order .	nr	7,122.00	6,140.00
S-071	Recessed type / surface mounted type / ceiling mounted type lamp point wiring (including lamp switch) - to be carried out with 2 x 1.0 mm ² PVC insulated PVC sheathed copper cables wired with PVC casing on wall and on soffit of the slabs to be supplied and installed in working order .	nr	4,640.00	4,000.00

BUILDING SCHEDULE OF RATES - 2025

BSR No.	DESCRIPTION	UNIT	With OH&P 16%	Without OH&P
S-072	2 numbers of recessed type / surface mounted type / ceiling mounted type lamp points (including lamp switch) to be controlled by one switch- point wirings (including lamp switch) to be carried out with 2 x 1.0 mm ² PVC insulated PVC sheathed copper cables wired with PVC casing on wall and on soffit of the slabs to be supplied and installed in working order .	nr	6,052.00	5,217.00
S-073	3 numbers of recessed type / surface mounted type / ceiling mounted type lamp points to be controlled by one switch- point wirings (including lamp switch) to be carried out with 2 x 1.0 mm ² PVC insulated PVC sheathed copper cables wired with PVC casing on wall and on soffit of the slabs to be supplied and installed in working order.	nr	7,464.00	6,434.00
S-074	Indoor bracket lamp point wiring (including lamp switch) - to be carried out with 2 x 1.0 mm ² PVC insulated PVC sheathed copper cables wired with PVC casing on wall and on soffit of the slabs to be supplied and installed in working order.	nr	4,640.00	4,000.00
S-075	2 numbers of indoor bracket lamp points to be controlled by one switch - point wirings (including lamp switch) to be carried out with 2 x 1.0 mm ² PVC insulated PVC sheathed copper cables wired with PVC casing on wall and on soffit of the slabs to be supplied and installed in working order.	nr	6,052.00	5,217.00
S-076	Stairway lamp point wiring (including lamp switch) - to be carried out with 2 x 1.0 mm ² PVC insulated PVC sheathed copper cables wired with PVC casing on wall and on soffit of the slabs to be supplied and installed in working order.	nr	7,752.00	6,683.00
S-077	Watertight lamp point wiring (including lamp switch) - to be carried out with 2 x 1.0 mm ² PVC insulated PVC sheathed copper cables wired with PVC casing on wall and on soffit of the slabs to be supplied and installed in working order.	nr	4,640.00	4,000.00

BUILDING SCHEDULE OF RATES - 2025

BSR No.	DESCRIPTION	UNIT	With OH&P 16%	Without OH&P
S-078	2 numbers of watertight lamp points to be controlled by one switch - point wirings (including lamp switch) to be carried out with 2 x 1.0 mm ² PVC insulated PVC sheathed copper cables wired with PVC casing on wall and on soffit of the slabs to be supplied and installed in working order.	nr	6,052.00	5,217.00
S-079	3 numbers of watertight lamp points to be controlled by one switch - point wirings (including lamp switch) to be carried out with 2 x 1.0 mm ² PVC insulated PVC sheathed copper cables wired with PVC casing on wall and on soffit to be supplied and installed in working order.	nr	7,464.00	6,434.00
S-080	Ceiling fan point wiring completed with fan hook - to be carried out with 2 x 1.0 mm ² PVC insulated PVC sheathed copper cables and 2.5 mm ² earth cable wired with PVC casing on wall and on soffit of the slabs to be supplied and installed in working order.	nr	6,011.00	5,182.00
S-J	Point wiring for Socket outlets -13A, Data & Telephone (Excluding cost of supply and installation of conduits / casings)			
S-081	13 A socket outlet / grouped socket outlets - point wiring to be carried out with 2 x 2.5 mm ² PVC insulated PVC sheathed copper cables and 2.5 mm ² earth cable wired in working order - Excluding cost of supply and installation of conduits / casings . (For installtions in PVC trunking or metal trunking)	nr	7,532.00	6,493.00
S-082	Data socket outlet (RJ 45) - point wiring to be carried out with 6U/ UTP AWG 24 CAT 6E PVC cables wired in working order - Excluding cost of supply and installation of conduits / casings . (For installtions in PVC trunking or metal trunking)	nr	3,982.00	3,433.00
S-K	Supply and installation of socket outlets - 13A, industrial type, data & telephone			
S-083	Supply and installation of of 13 A socket outlet in working order .	nr	1,327.00	1,144.00

BUILDING SCHEDULE OF RATES - 2025

BSR No.	DESCRIPTION	UNIT	With OH&P 16%	Without OH&P
S-084	Supply and installation of of 13 A socket outlet with neon indicator in working order.	nr	1,496.00	1,289.00
S-085	Supply and installation of of 16A / 32A 3 pin industrial socket outlet in working order.	nr	2,367.00	2,041.00
S-086	Supply and installation of of 16A / 32A 5 pin industrial socket outlet in working order.	nr	2,417.00	2,083.00
S-087	Supply and installation of of RJ45 data socket outlet in working order.	nr	4,614.00	3,977.00
S-088	Supply and installation of of RJ11 telephone socket outlet in working order.	nr	2,037.00	1,756.00
S-L	Supply and installation of lamp fittings			
S-089	Supply and installation of 7 W LED Globe in working order (Efficacy shall be equal or greater than 80 lm / W).	nr	810.00	699.00
S-090	Supply and installation of 12 W LED Globe in working order (Efficacy shall be equal or greater than 80 lm / W).	nr	1,039.00	895.00
S-091	Supply and installation of 1200mm fluorescent lamp fitting completed with prismatic diffuser and 2 numbers of 36W, 1200mmx175mm(+/-10%) fluorescent bulb in working order. (with electronic ballast).	nr	7,065.00	6,091.00
S-092	Supply and installation of watertight bracket lamp (Bulkhead) with 7W LED globe (Efficacy shall be equal or greater than 80 lm / W) in working order.	nr	3,046.00	2,626.00
S-093	Supply and installation of watertight bracket lamp (Bulkhead) with 12 W (Efficacy shall be equal or greater than 80 lm / W) in working order.	nr	3,274.00	2,823.00
S-094	Supply and installation of 10W LED floodlight with IP65 rating or greater in working order. (shall have minimum two year warranty period).	nr	3,756.00	3,238.00
S-095	Supply and installation of 20W LED floodlight with IP65 rating or greater in working order. (Shall have minimum two year warranty period).	nr	4,898.00	4,222.00
S-096	Supply and installation of 30W LED floodlight with IP65 rating or greater in working order. (Shall have minimum two year warranty period).	nr	6,387.00	5,506.00

BUILDING SCHEDULE OF RATES - 2025

BSR No.	DESCRIPTION	UNIT	With OH&P 16%	Without OH&P
S-097	Supply and installation of 50W LED floodlight with IP65 rating or greater in working order. (Shall have minimum two year warranty period).	nr	8,373.00	7,218.00
S-098	Supply and installation of 100W LED floodlight with IP65 rating or greater in working order. (Shall have minimum two year warranty period).	nr	12,344.00	10,641.00
S-099	Supply and installation of surface mounted type 6W LED panel lamp fitting in to working order. (Shall have minimum two year warranty period).	nr	2,336.00	2,014.00
S-100	Supply and installation of surface mounted type 12W LED panel lamp fitting in to working order. (Shall have minimum two year warranty period).	nr	3,264.00	2,814.00
S-101	Supply and installation of surface mounted type 18W LED panel lamp fitting in to working order. (Shall have minimum two year warranty period).	nr	4,141.00	3,570.00
S-M	32A single phase distribution boards (Plastic enclosure)			
S-102	Supply and installation of 6 way single phase distribution board in surface mounted type plastic enclosure including 32A 2P MCB , 40A 2P RCD (30mA) , 02 nos. single pole M.C.B s.	nr	27,021.00	23,294.00
S-103	Supply and installation of 8 way single phase distribution board in surface mounted type plastic enclosure including 32A 2P MCB , 40A 2P RCD (30mA) , 04 nos. single pole M.C.B s.	nr	30,630.00	26,405.00
S-104	Supply and installation of 10 way single phase distribution board in surface mounted type plastic enclosure including 32A 2P MCB , 40A 2P RCD (30mA) , 06 nos. single pole M.C.B s.	nr	34,567.00	29,799.00
S-105	Supply and installation of 12 way single phase distribution board in surface mounted type plastic enclosure including 32A 2P MCB , 40A 2P RCD (30mA) , 08 nos. single pole M.C.B s.	nr	38,608.00	33,283.00
S-106	Supply and installation of 14 way single phase distribution board in surface mounted type plastic enclosure including 32A 2P MCB , 40A 2P RCD (30mA) , 10 nos. single pole M.C.B s.	nr	42,729.00	36,835.00

BUILDING SCHEDULE OF RATES - 2025

BSR No.	DESCRIPTION	UNIT	With OH&P 16%	Without OH&P
S-107	Supply and installation of 16 way single phase distribution board in surface mounted type plastic enclosure including 32A 2P MCB , 40A 2P RCD (30mA) , 12 nos. single pole M.C.B s.	nr	46,502.00	40,088.00
S-108	Supply and installation of 18 way single phase distribution board in surface mounted type plastic enclosure including 32A 2P MCB , 40A 2P RCD (30mA) , 14 nos. single pole M.C.B s.	nr	50,536.00	43,565.00
S-N	32A single phase distribution boards (Metal enclosure)			
S-109	Supply and installation of 6 way single phase distribution board in surface mounted type powder coated metal enclosure including 32A 2P MCB , 40A 2P RCD (30mA) , 02 nos. single pole M.C.B s.	nr	34,038.00	29,343.00
S-110	Supply and installation of 8 way single phase distribution board in surface mounted type powder coated metal enclosure including 32A 2P MCB , 40A 2P RCD (30mA) , 04 nos. single pole M.C.B s.	nr	35,612.00	30,700.00
S-111	Supply and installation of 10 way single phase distribution board in surface mounted type powder coated metal enclosure including 32A 2P MCB , 40A 2P RCD (30mA) , 06 nos. single pole M.C.B s.	nr	42,607.00	36,730.00
S-112	Supply and installation of 12 way single phase distribution board in surface mounted type powder coated metal enclosure including 32A 2P MCB , 40A 2P RCD (30mA) , 08 nos. single pole M.C.B s.	nr	45,924.00	39,589.00
S-113	Supply and installation of 14 way single phase distribution board in surface mounted type powder coated metal enclosure including 32A 2P MCB , 40A 2P RCD (30mA) , 10 nos. single pole M.C.B s.	nr	52,288.00	45,076.00
S-114	Supply and installation of 16 way single phase distribution board in surface mounted type powder coated metal enclosure including 32A 2P MCB , 40A 2P RCD (30mA) , 12 nos. single pole M.C.B s.	nr	53,728.00	46,317.00

BUILDING SCHEDULE OF RATES - 2025

BSR No.	DESCRIPTION	UNIT	With OH&P 16%	Without OH&P
S-115	Supply and installation of 18 way single phase distribution board in surface mounted type powder coated metal enclosure including 32A 2P MCB , 40A 2P RCD (30mA) , 14 nos. single pole M.C.B s.	nr	59,112.00	50,958.00
S-0	63A single phase distribution boards(Plastic enclosure)			
S-116	Supply and installation of 6 way single phase distribution board in surface mounted type plastic enclosure including 63 A 2P MCB , 63A 2P RCD (30mA) , 02 nos. single pole M.C.B s.	nr	33,333.00	28,735.00
S-117	Supply and installation of 8 way single phase distribution board in surface mounted type plastic enclosure including 63 A 2P MCB , 63A 2P RCD (30mA) , 04 nos. single pole M.C.B s.	nr	36,943.00	31,847.00
S-118	Supply and installation of 10 way single phase distribution board in surface mounted type plastic enclosure including 63 A 2P MCB , 63A 2P RCD (30mA) , 06 nos. single pole M.C.B s.	nr	40,880.00	35,241.00
S-119	Supply and installation of 12 way single phase distribution board in surface mounted type plastic enclosure including 63 A 2P MCB , 63A 2P RCD (30mA) , 08 nos. single pole M.C.B s.	nr	44,921.00	38,725.00
S-120	Supply and installation of 14 way single phase distribution board in surface mounted type plastic enclosure including 63 A 2P MCB , 63 2P RCD (30mA) , 10 nos. single pole M.C.B s.	nr	49,042.00	42,277.00
S-121	Supply and installation of 16 way single phase distribution board in surface mounted type plastic enclosure including 63 A 2P MCB , 63A 2P RCD (30mA) , 12 nos. single pole M.C.B s.	nr	52,815.00	45,530.00
S-122	Supply and installation of 18 way single phase distribution board in surface mounted type plastic enclosure including 63 A 2P MCB , 63A 2P RCD (30mA) , 14 nos. single pole M.C.B s.	nr	56,812.00	48,976.00

BUILDING SCHEDULE OF RATES - 2025

BSR No.	DESCRIPTION	UNIT	With OH&P 16%	Without OH&P
S-P	63A single phase distribution boards (Metal enclosure)			
S-123	Supply and installation of 6 way single phase distribution board in surface mounted type powder coated metal enclosure including 63 A 2P MCB , 63A 2P RCD (30mA) , 02 nos. single pole M.C.B s.	nr	40,350.00	34,785.00
S-124	Supply and installation of 8 way single phase distribution board in surface mounted type powder coated metal enclosure including 63 A 2P MCB , 63A 2P RCD (30mA) , 04 nos. single pole M.C.B s.	nr	41,924.00	36,142.00
S-125	Supply and installation of 10 way single phase distribution board in surface mounted type powder coated metal enclosure including 63 A 2P MCB , 63A 2P RCD (30mA) , 06 nos. single pole M.C.B s.	nr	48,920.00	42,172.00
S-126	Supply and installation of 12 way single phase distribution board in surface mounted type powder coated metal enclosure including 63 A 2P MCB , 63A 2P RCD (30mA) , 08 nos. single pole M.C.B s.	nr	52,236.00	45,031.00
S-127	Supply and installation of 14 way single phase distribution board in surface mounted type powder coated metal enclosure including 63 A 2P MCB , 63 2P RCD (30mA) , 10 nos. single pole M.C.B s.	nr	58,601.00	50,518.00
S-128	Supply and installation of 16 way single phase distribution board in surface mounted type powder coated metal enclosure including 63 A 2P MCB , 63A 2P RCD (30mA) , 12 nos. single pole M.C.B s.	nr	60,041.00	51,759.00
S-129	Supply and installation of 18 way single phase distribution board in surface mounted type powder coated metal enclosure including 63 A 2P MCB , 63A 2P RCD (30mA) , 14 nos. single pole M.C.B s.	nr	65,388.00	56,369.00
S-Q	Other distribution boards			
S-130	Supply and installation of of 40A 10kA 2P MCB in plastic enclosure.	nr	6,467.00	5,575.00

BUILDING SCHEDULE OF RATES - 2025

BSR No.	DESCRIPTION	UNIT	With OH&P 16%	Without OH&P
S-131	Supply and installation of 42 way (14 x 3) 3 row metal enclosure including 1 no. of 32A 4P MCB, 3 nos. of 32A 2P MCB, 3 nos. of 40A/ 30mA 2P RCD, 18 nos. of 1P MCB and all other necessary items including internal wiring in working order.	nr	108,972.00	93,941.00
S-132	Supply and installation of 42 way (14 x 3) 3 row metal enclosure including 1 no. of 63A 4P MCB ,3 nos. of 63A 2P MCB, 3 nos. of 63A 30mA 2P RCD, 18 nos. of 1P MCB and all other necessary items including internal wiring.	nr	126,402.00	108,967.00
S-133	Supply of 1 number of 1P MCB. (6A,10A,16A,20A,25A,32A)	nr	1,288.00	1,111.00
S-134	Supply of 1 number of 2P MCB. (6A,10A,16A,20A,25A,32A)	nr	3,306.00	2,850.00
S-135	Supply of 1 number of 40A 2P MCB	nr	3,653.00	3,149.00
S-R	Installation of surge protector			
S-136	Supply and installation of 20kA , 385V, 1P+N surge protector and 1 no. of 32A 10kA 1P MCB in a 300X300X150mm metal enclouser and completed with internal wiring in working order.	nr	53,761.00	46,346.00
S-137	Supply and installation of 20kA , 385V, 1P+N surge protector and 1 no. of 63A 10kA 1P MCB in a 300X300X150mm metal enclouser and completed with internal wiring in working order.	nr	53,980.00	46,534.00
S-138	Supply and installation of 20kA, 385V, 3P+N surge protector and 3 nos. of 32A 100kA HRC fuse in a 300X300X150mm metal enclouser and completed with internal wiring in working order.	nr	98,057.00	84,532.00
S-139	Supply and installation of 20kA, 385V, 3P+N surge protector and 3 nos. of 63A 100kA HRC fuse in a 300X300X150mm metal enclouser and completed with internal wiring in working order.	nr	98,504.00	84,917.00
S-140	Supply and installation of 40kA, 385V, 3P+N surge protector and 3 nos. of 32A 100kA HRC fuse in a 300X300X150mm metal enclouser and completed with internal wiring in working order.	nr	108,145.00	93,228.00
S-141	Supply and installation of 40kA, 385V, 3P+N surge protector and 3 nos. of 63A 100kA HRC fuse in a 300X300X150mm metal enclouser and completed with internal wiring in working order.	nr	108,592.00	93,613.00

BUILDING SCHEDULE OF RATES - 2025

BSR No.	DESCRIPTION	UNIT	With OH&P 16%	Without OH&P
S-S	Installation of MCB type changeover			
S-142	Supply and installation of 40A 2P MCB type changeover in powder coated metal enclosure in working order.	nr	8,479.00	7,310.00
S-143	Supply and installation of 63A 2P MCB type changeover in powder coated metal enclosure in working order.	nr	12,034.00	10,374.00
S-144	Supply and installation of 40A 4P MCB type changeover in powder coated metal enclosure in working order.	nr	15,841.00	13,656.00
S-145	Supply and installation of 63A 4P MCB type changeover in powder coated metal enclosure in working order.	nr	17,886.00	15,419.00
S-T	Supply and installation of fans			
S-146	Supply and installation of of type 1 (complied with SLS 814) ceiling fan 1400mm dia. complete with 5 speed humfree (electrical switch size 85X85mm) regulator, safety switch and safety wire in working order - Excluding Wiring .	nr	26,026.00	22,436.00
S-147	Supply and installation of of type 2 (approved by the engineer) ceiling fan 1400mm dia. complete with 5 speed humfree (electrical switch size 85X85mm) regulator in working order - Excluding Wiring .	nr	12,830.00	11,060.00
S-148	Supply and installation of type 2 (approved by the engineer) wall fan with speed regulator in working order- excluding wiring. (Prime cost- Rs.17 170.00 * Excluding VAT)	nr	12,307.00	10,609.00
S-149	Supply and installation of type 2 (approved by the engineer) 200mm dia. exhaust fan with auto shutter in working order - excluding wiring. (Prime Cost - Rs.8 686.00 * Excluding VAT)	nr	11,644.00	10,038.00
S-150	Supply and installation of type 2 (approved by the engineer) 300mm dia. exhaust fan with auto shutter in working order - excluding wiring. (Prime Cost - Rs.11 232.00 * Excluding VAT)	nr	14,965.00	12,901.00

BUILDING SCHEDULE OF RATES - 2025

BSR No.	DESCRIPTION	UNIT	With OH&P 16%	Without OH&P
	SECTION T - FLOOR / WALL / CEILING FINISHES			
	T1 FLOOR FINISHES			
	T1.1 - Cement Sand Screed			
T-001	Floor rendering with 1:3 cement and sand, normal cement floated surface with expansion joints filled with 1:2 bitumen sand.(Rate including for curing)	m2	1,452.00	1,251.00
T-002	Floor rendering with 1:3 cement and sand approved coloured surface with expansion joints filled with 1:2 bitumen and sand. (Rate including for curing)	m2	1,858.00	1,601.00
T-003	62mm thick floor paved with brick, and rendering 1:3 cement , finishing smooth with gray cement floating with expansion joints filled in 1:2 bitumen and sand. (Rate including for brick paved with 2:5 lime mortar and curing)	m2	4,468.00	3,852.00
T-004	62mm thick floor paved with brick, and rendering 1:3 cement , finishing smooth with gray cement floating with expansion joints filled in 1:2 bitumen and sand. (Rate including for brick paved with 2:5 lime mortar and curing). Bricks available at site.	m2	3,559.00	3,068.00
T-005	100mm high skirting in cement and sand 1:3 projected or flush to walls finished smooth with gray cement floating including forming groove.	m	876.00	755.00
T-006	100mm high skirting in cement and sand 1:3 projected or flush to walls finished smooth with coloured cement including forming groove.	m	941.00	811.00
T-007	Extra over, for waxing and polishing coloured cement floor .	m2	374.00	323.00
	T1.2 - Concrete			
T-008	Floor concrete with 1:2 1/2:5(25mm) 75mm thick, 1:3 normal cement and sand rendering finished smooth with expansion joints filled with 1:2 bitumen and sand. Rate including for curing, compacting ground and laying polythene sheets under the concrete.	m2	3,436.00	2,962.00

BUILDING SCHEDULE OF RATES - 2025

BSR No.	DESCRIPTION	UNIT	With OH&P 16%	Without OH&P
T-009	Floor concrete with 1:2 1/2:5(25mm) 62mm thick, 1:3 normal cement and sand rendering finished smooth with expansion joints filled with 1:2 bitumen and sand. Rate including for curing, compacting ground and laying polythene sheets under the concrete.	m2	2,828.00	2,438.00
T-010	Floor concrete with 1:2 1/2:5(25mm) 75mm thick with expansion joints filled with 1:2 bitumen and sand rate including for the curing, compacting ground and laying polythene sheet under the concrete.	m2	1,984.00	1,710.00
T-011	Floor concrete with 1:2 1/2:5(25mm) 62mm thick with expansion joints filled with 1:2 bitumen and sand rate including for the curing, compacting ground and laying polythene sheet under the concrete.	m2	1,376.00	1,186.00
	GRANITE/ CERAMIC/ CLAY, TERRAZZO/TILES, MOSAIC/ WOOD BLOCKS, PARQUET FLOORING, CONCRETE SLABS			
	T1.9 - Ceramic Tiles			
T-012	Floor paving with approved pattern and colour ceramic floor tiles on 1:3 cement mortar, joints filled with tile grout, to match the colour of tiles and cleaning. (Cost of tile is not included)	m2	1,635.00	1,409.00
T-013	Floor paved with approved pattern and colour floor tiles (homogeneous /porcelain/ceramic) with tile mortar on 1:3 cement mortar, joints filled with tile grout to match the colour of tiles and cleaning. (Tile rate not included)	m2	2,007.00	1,730.00
T-014	100mm high tile skirting approved pattern and colour ceramic floor tiles on 1:3 cement mortar, joints filled with tile grout to match the colour of tiles and cleaning. (Cost of tile is not included)	m	508.00	438.00
T-015	100mm high tile skirting approved pattern and colour floor tiles (homogeneous / porcelain) on 1:3 tile mortar, joints filled with tile grout to match the colour of tiles and cleaning. (Tile rate not included)	m	546.00	471.00

BUILDING SCHEDULE OF RATES - 2025

BSR No.	DESCRIPTION	UNIT	With OH&P 16%	Without OH&P
	T2 WALL AND CEILING FINISHES			
	PLASTERED / RENDERED / ROUGHCAST COATING , MINERALS COATINGS, SPRAYED OR SPECIAL WORK, PLASTER ROAD, TERRAZZO . GRANO			
	T2.1 - Walls			
T-016	1:1:5 cement, lime and sand plaster reveals 35mm to 150mm wide finished smooth with lime putty.	m	506.00	436.00
T-017	1:1:5 cement, lime and sand plaster to reveals 35mm to 150mm wide finished semi-rough.	m	406.00	350.00
T-018	16mm thick cement and sand 1:5 plaster to reveals 35mm to 150mm wide finished semi-rough with wooden float.	m	401.00	346.00
T-019	16mm thick 1:1:5 cement, lime and sand plastering to walls finished smooth with lime putty.	m2	1,487.00	1,281.00
T-020	16mm thick cement, lime and sand 1:1:5 plaster finished semi-rough with wooden float.	m2	1,182.00	1,019.00
T-021	Plinth plaster 12mm thick in 1:3 cement and sand finished smooth with gray cement floating.	m2	1,215.00	1,047.00
T-022	Plinth plaster 12mm thick in 1:3 cement and sand finished smooth with coloured cement floating.	m2	1,621.00	1,397.00
T-023	Cement and sand 1:3 plaster finished smooth with lime putty on exposed faces of concrete surfaces and soffits, 10mm thick.	m2	2,225.00	1,918.00
T-024	16mm thick cement and sand 1:5 plaster finished semi-rough with wooden float.	m2	1,151.00	993.00
T-025	Rendering cement and sand 1:3, 20mm thick, finished smooth with grey cement floating on walls.	m2	1,781.00	1,535.00
T-026	Black board plastering with 1:3 cement and sand finished smooth with black cement floating including moulding at perimeter 20mm thick.	m2	2,329.00	2,008.00
T-027	Tiles glazed of approved pattern and colour with all specials fixed to walls including raking plaster and bedding in cement mortar 1:3, joints finished with tile grout to match colour of tiles and cleaning. (Tile rate not included)	m2	2,169.00	1,870.00

BUILDING SCHEDULE OF RATES - 2025

BSR No.	DESCRIPTION	UNIT	With OH&P 16%	Without OH&P
	SECTION U - GLAZING / INFILL PANELS			
	GLAZING			
U-001	Supplying & fixing glass panes 3mm (nominal) thick, clear/pinhead, rate includes for necessary beadings etc.	m2	4,000.00	3,448.00
U-002	Supplying & fixing glass panes 4.6mm (nominal) clear / pinhead ,rate includes for necessary beadings etc.	m2	4,193.00	3,615.00
	SECTION V - PAINTING			
	V1 - Plastered work			
V-001	Paint emulsion two coats, after preparing and applying one coat of alkali-resisting primer to the walls.	m2	866.00	746.00
V-002	Paint emulsion, applying one coat after cleaning and preparing the surface.	m2	306.00	264.00
V-003	Paint emulsion, applying two coats after cleaning and preparing the surface.	m2	570.00	492.00
V-004	Floor paint, applying one coat after cleaning and preparing surface .	m2	614.00	529.00
V-005	Floor paint, applying two coats after cleaning and preparing surface .	m2	1,418.00	1,222.00
V-006	Paint exterior emulsion, applying one coat after cleaning and preparing on surfaces .	m2	285.00	246.00
V-007	Paint exterior emulsion, applying two coats after cleaning and preparing on surfaces .	m2	526.00	454.00
V-008	Paint exterior emulsion, applying two coats for new walls after applying one coat of primer .	m2	879.00	758.00
V-009	White or colour washing , applying one coat to walls.	m2	44.00	38.00
V-010	White or colour washing , applying one coat to walls after patching up and preparing surface.	m2	103.00	89.00
V-011	White or colour washing , applying two coat to walls after scraping to original plaster and patching up.	m2	201.00	173.00
V-012	White washing, applying one coat to ceilings and soffit .	m2	119.00	102.00
V-013	White washing, applying two coat to ceilings and soffit .	m2	212.00	182.00
V-014	Skim coat compound, applying two coats on walls or soffit, finished smooth. (Preparing surface for painting)	m2	654.00	564.00

BUILDING SCHEDULE OF RATES - 2025

BSR No.	DESCRIPTION	UNIT	With OH&P 16%	Without OH&P
	V2 - Asbestos Cement work			
V-015	Paint roofing, applying two coats on roof after cleaning .	m2	551.00	475.00
	V4 - Wood work / Metal Work			
V-016	Paint enamel, applying two coats after cleaning and preparing surface in new wood work (inclusive of one coat of primer).	m2	1,510.00	1,301.00
V-017	Paint enamel, applying one coats after cleaning and preparing surface .	m2	639.00	551.00
V-018	Paint enamel, applying two coats after cleaning and preparing surface .	m2	1,465.00	1,263.00
V-019	Polyurethane varnish, applying two coats after sand papering and cleaning surface .	m2	798.00	688.00
V-020	Polyurethane varnish, applying one coat for old wooden surfaces after sand papering and cleaning .	m2	588.00	507.00
V-021	Paint anticorrosive, applying one coat on steel work after removing scales and wire brushing.	m2	671.00	578.00
V-022	Paint anticorrosive, applying two coat on steel work after removing scales and wire brushing.	m2	984.00	848.00
V-023	Paint Zn Phosphate (Yellow/ Black) metal primer, two coats on steel work after removing scales and wire brushing.	m2	1,135.00	978.00
	SECTION W - DRAINAGE SYSTEMS			
	W.10 Pipes			
W-001	Supplying and fixing of pvc 110mm diameter (type 400) on walls with pvc brackets, Rawl Plug (Specials paid separately)	m	2,418.00	2,084.00
W-002	Supplying and laying of pvc 110mm diameter (type 400) on trenches excluding excavation. (Specials paid separately)	m	2,044.00	1,762.00
W-003	Supplying and fixing of pvc 160mm diameter (type 400) on walls with pvc brackets, Rawl Plug (Specials paid separately)	m	4,266.00	3,678.00
W-004	Supplying and laying of pvc 160mm diameter (type 400) on trenches excluding excavation. (Specials paid separately)	m	3,892.00	3,356.00

BUILDING SCHEDULE OF RATES - 2025

BSR No.	DESCRIPTION	UNIT	With OH&P 16%	Without OH&P
W-005	Supplying and fixing elbow pvc 110mm.	nr	2,709.00	2,336.00
W-006	Supplying and fixing, Cleaning eye bend pvc (89D) 110mm.	nr	1,938.00	1,670.00
W-007	Supplying and fixing bend PVC 110 for drainage.	nr	1,471.00	1,268.00
W-008	Supplying and fixing Tee, pvc 110mm for drainage.	nr	2,014.00	1,736.00
W-009	Supplying and fixing 150mm x 150mm PVC gully including concreting and supplying necessary grating.	nr	1,342.00	1,157.00
	W.13 Manholes			
W-010	Construction of manhole 600mm x 600mm x 600mm internally complete with cement concrete 1:2:4 (20mm) in 75mm thick base, 225mm tk.brick walls on top of base slab and channeling & benching, 1:3 cement and sand rendered in internal surfaces, 75mm thick RC. cover slab r/f with 10mm tor steel @ 150mm c/c. both ways, complete with lifting handles. Drawing No.CPC/CS/11/04/2018/TYPE-MH/01	nr	29,325.00	25,280.00
W-011	Construction of manhole 1.05m x 0.675m x 0.60m internally complete with cement concrete 1:2:4(20mm) in 75mm thick base, 225mm tk.brick walls on top of base slab and channeling and benching, 1:3 cement and sand rendered in internal surfaces, 75mm thick R.C.C. cover slab r/f with 10mm tor steel @ 150mm c/c. both ways, complete with lifting handles. Drawing No.CPC/CS/11/04/2018/TYPE-MH/02	nr	45,176.00	38,945.00
W-012	Construction of manhole 1.05m x 0.675m internally brick walls 225mm , 1:3 cement and sand rendered in internal surfaces extra over each additional 0.3 m depth.	nr	11,085.00	9,556.00
W-013	Construction of manhole 600mm x 600mm internally complete with brick walls 1:3 cement and sand rendered in internal surfaces, extra over for each additional 0.3m depth.	nr	8,352.00	7,200.00

BUILDING SCHEDULE OF RATES - 2025

BSR No.	DESCRIPTION	UNIT	With OH&P 16%	Without OH&P
	W.15 Soakage Pit			
W-014	Construction of 1.2m diameter internal fully built type soakage pit, built up 225mm thick brick work in 1:8 cement ,sand mortar invert depth from ground level 3.0m,on 225mm x 150mm ring beam 1:2:4(20mm) concrete mix, including 1:3 cement, sand plaster finished smooth with neat gray cement (0.9m invert depth only) & 100mm high 1:2:4(20mm) concrete ring pad above ground level, complete with 75mm thick RCC cover slab with lifting handle. All as per detail drawing No.CPC/CS/11/04/2018/TYPE-SP/03.	nr	205,789.00	177,404.00
W-015	Construction of 1.2m diameter internal semi built type soakage pit, built up 225mm thick brick work in 1:8 cement and sand mortar invert depth from ground level 0.90m, on 225mm x 150mm ring beam 1:2:4(20mm) concrete mix, including 1:3 cement and sand plaster finished smooth with neat gray cement & 100mm high 1:2:4(20mm) concrete ring pad above ground level, complete with 75mm thick RCC cover slab with lifting handle. All as per detail drawing No.CPC/CS/11/04/2018/TYPE-SP/04	nr	91,995.00	79,306.00
W-016	Construction of 1.8m diameter internal fully built type soakage pit , built up 225mm thick brick work in 1:8 cement ,sand mortar invert depth from ground level 3.0m, on 225mm x 150mm ring beam 1:2:4(20mm) concrete mix, including 1:3 cement and sand plaster finished smooth with neat gray cement (0.9m invert depth only) & 100mm high 1:2:4(20mm) concrete ring pad above ground level, complete with 75mm thick RCC cover slab with lifting handle. All as per detail drawing No.CPC/CS/11/04/2018/TYPE-SP/05	nr	295,811.00	255,010.00
	W.17 Septic tank			
W-017	Construction of septic tank for 30 persons. as per detail drawing No. CPC/CS/11/04/2018/TYPE-SEPT/01-(i) and CPC/CS/11/04/2018/TYPE-SEPT/01-(ii)	nr	251,408.00	216,731.00

BUILDING SCHEDULE OF RATES - 2025

BSR No.	DESCRIPTION	UNIT	With OH&P 16%	Without OH&P
W-018	Construction of septic tank for 30 persons. as per detail drawing, extra over for invert depth exceeding up to 1800mm, per each additional 0.3 m.	nr	24,639.00	21,240.00
W-019	Construction of septic tank for 50 persons. as per detail drawing No. CPC/CS/11/04/2018/TYPE-SEPT/01-(i) and CPC/CS/11/04/2018/TYPE-SEPT/01-(ii)	nr	302,329.00	260,628.00
W-020	Construction of septic tank for 50 persons. as per detail drawing, extra over for invert depth exceeding up to 1800mm, per each additional 0.3 m.	nr	28,361.00	24,449.00
W-021	Construction of septic tank for 100 persons.as per detail drawing No. CPC/CS/11/04/2018/TYPE-SEPT/01-(i) and CPC/CS/11/04/2018/TYPE-SEPT/01-(ii)	nr	399,581.00	344,466.00
W-022	Construction of septic tank for 100 persons. as per detail drawing, extra over for invert depth exceeding up to 1800mm, per each additional 0.3 m.	nr	35,278.00	30,412.00
	SPECIAL ITEM			
W-023	Supplying and laying type 400 pvc 110mm for sewer line in medium soil, joints embedded in 1:3:6(40mm) concrete including necessary excavation, back filling, and compaction, invert depth up to 600mm.	m	2,278.00	1,964.00
W-024	Supplying and laying type 400 pvc 110mm for sewer line in medium soil, joints embedded in 1:3:6 (40mm) concrete including necessary excavation, back filling, and compaction invert depth up to 600mm to 900mm.	m	2,484.00	2,141.00
W-025	Supplying and laying type 400 pvc 160mm for sewer line in medium soil, joints embedded in 1:3:6(40mm) concrete including necessary excavation, back filling, and compaction invert depth up to 600mm.	m	4,116.00	3,548.00
W-026	Supplying and laying type 400 pvc 160mm for sewer line in medium soil, joints embedded in 1:3:6(40mm) concrete including necessary excavation, back filling, and compaction invert depth to 600mm to 900mm.	m	4,322.00	3,726.00

BUILDING SCHEDULE OF RATES - 2025

BSR No.	DESCRIPTION	UNIT	With OH&P 16%	Without OH&P
W-027	Shallow drains in floors 75mm diameter in cement concrete 1:2:4(20mm), 75mm thick in bottom and sides including cement and sand rendering.	m	3,179.00	2,740.00
	SECTION X - EXTERNAL WORK			
	PAVIOR			
	X 19 - Paving			
X-001	Paving interlock blocks (strength 15N/mm ²) rough or smooth , gray colour nominal thickness 80mm with quarry dust bedding including compacting and levelling (Earth levelling and compacting measured separately)	m ²	4,200.00	3,620.00
X-002	Paving interlock blocks (strength 25N/mm ²) rough or smooth , gray colour nominal thickness 80mm with quarry dust bedding including compacting and levelling (Earth levelling and compacting measured separately)	m ²	4,676.00	4,031.00
X-003	Paving interlock blocks (strength 25N/mm ²) rough or smooth, colour, nominal thickness 80mm with quarry dust bedding including compacting and levelling (Earth levelling and compacting measured separately)	m ²	5,630.00	4,853.00
X-004	Paving interlock blocks (strength 30N/mm ²) rough or smooth, gray colour nominal thickness 80mm with quarry dust bedding including compacting and levelling (Earth levelling and compacting measured separately)	m ²	4,819.00	4,155.00
	MISCELLANEOUS / GENERAL			
	X 41 - Turfing			
X-005	Cutting turf sods, loading to hand carts and transporting up to 30 m, laying and watering for 30days. (Royalty for turf sods, and transport beyond 30m paid separately)	m ²	561.00	483.00

BUILDING SCHEDULE OF RATES - 2025

BSR No.	DESCRIPTION	UNIT	With OH&P 16%	Without OH&P
X-006	Preparing a filter layer behind the retaining wall using 4" dia. perforated T600 PVC pipe, geo textile, 3/4" metal packing and river sand (Waterproofing and protective layer to be paid separately). All as per the detailed drawing No.CPC/CS/11/04/2017/Type-ST/04	m	5,249.00	4,525.00
	X 75 - Fencing			
X-007	Fence GI Barbed wire, 7 strands 14 BWG with 4 points at 75mm crs and R.C.C posts 1:1 1/2:3 (20mm) concrete 1.70m high and section 150mm x 150mm at bottom and 100mm x 100mm at top, at 2.4m c/c, r/f with 4 nos 6mm dia. MS rods with 14BWG wire stirrups at 150mm crs. Rate to include for excavation,1:3:6(40mm) cement concrete foundations to all posts and providing straightening bolts with washers and nuts.All as per detail drawing No .CPC/CS/11/04/2017/Type-ST/05	m	3,311.00	2,854.00
X-008	Fence GI Barbed wire, 10 strands 14 BWG with 4 points at 75mm crs and R.C.C posts 1:1 1/2:3 (20mm) concrete 2.25m high and section 150mm x 150mm at bottom and 100mm x 100mm at top, at 2.4m c/c, r/f with 4 nos 6mm dia. MS rods with 14BWG wire stirrups at 150mm crs. Rate to include for excavation,1:3:6(40mm) cement concrete foundations to all posts and providing straightening bolts with washers and nuts. All as per detail drawing No .CPC/CS/11/04/2018/Type-ST/12	m	4,098.00	3,532.00

BUILDING SCHEDULE OF RATES - 2025

BSR No.	DESCRIPTION	UNIT	With OH&P 16%	Without OH&P
X-009	Fence PVC coated Barbed wire , 7strands with 4 points at 75mm crs and R.C.C posts 1:1 1/2:3 (20mm) concrete 1.70m high and section 150mm x 150mm at bottom and 100mm x 100mm at top, at 2.4m c/c, r/f with 4 nos 6mm dia. MS rods with 14BWG wire stirrups at 150mm crs. Rate to include for excavation,1:3:6(40mm) cement concrete foundations to all posts and providing straightening bolts with washers and nuts.All as per detail drawing No .CPC/CS/11/04/2017/Type-ST/05	m	3,384.00	2,917.00
X-010	Fence PVC coated Barbed wire, 10 strands with 4 points at 75mm crs and R.C.C posts 1:1 1/2:3 (20mm) concrete 2.25m high and section 150mm x 150mm at bottom and 100mm x 100mm at top, at 2.4m c/c, r/f with 4 nos 6mm dia. MS rods with 14BWG wire stirrups at 150mm crs. Rate to include for excavation,1:3:6(40mm) cement concrete foundations to all posts and providing straightening bolts with washers and nuts. All as per detail drawing No .CPC/CS/11/04/2018/Type-ST/12	m	4,201.00	3,622.00
	X 76 - Special Supports extra over fencing			
X-011	Fence posts intermediate, or struts Casting & erecting in cement concrete 1:1 1/2:3(20mm) r/f with 4 nos 6mm dia. MS rods and 14BWG wire stirrups at 150crs, 1.7m high and section 150mm x 150mm at bottom and 100mm x 100mm at top, as per detail drawing including fixing with 1:3:6 concrete, excavation etc. All as per detail drawing No .CPC/CS/11/04/2017/Type-ST/10	nr	5,793.00	4,994.00
X-012	Fence posts intermediate, or struts Casting & erecting in cement concrete 1:1 1/2:3(20mm) r/f with 4 nos 6mm dia. MS rods and 14BWG wire stirrups at 150crs, 2.25m high and section 150mm x 150mm at bottom and 100mm x 100mm top, as per detail drawing including fixing with 1:3:6 concrete, excavation etc. All as per detail drawing No .CPC/CS/11/04/2018/Type-ST/11	nr	6,888.00	5,938.00

BUILDING SCHEDULE OF RATES - 2025

BSR No.	DESCRIPTION	UNIT	With OH&P 16%	Without OH&P
	SECTION Y - SCHEDULE OF TRANSPORT			
Y-001	Transport of metal, sand, gravel and earth from 10 km to 50 km, per km rate for one cubic meter.	km	54.20	46.70
Y-001a	Transport of metal, sand, gravel and earth from 50 km to 100 km, per km rate for one cubic meter.	km	52.70	45.40
Y-001b	Transport of metal, sand, gravel and earth beyond 100 km, per km rate for one cubic meter.	km	52.30	45.10
Y-002	Transport of cement from 10 km to 50 km, per km rate for one bag (50kg)	km	1.89	1.63
Y-002a	Transport of cement from 50 km to 100 km, per km rate for one bag (50kg)	km	1.84	1.59
Y-002b	Transport of cement beyond 100 km, per km rate for one bag (50kg)	km	1.83	1.58
Y-003	Transport of steel beyond 10 km, per km rate for 1000kg.	km	38.90	33.50
Y-004	Transport of bricks from 10 km to 50 km, per km rate for 1000Nos.	km	102.00	88.00
Y-004a	Transport of bricks from 50 km to 100 km, per km rate for 1000Nos.	km	100.00	86.00
Y-004b	Transport of bricks beyond 100 km, per km rate for 1000Nos.	km	99.00	85.00
Y-005	Transport of Calicut tile from 10 km to 50 km, per km rate for 1000Nos.	km	102.00	88.00
Y-005a	Transport of Calicut tile from 50 km to 100 km, per km rate for 1000Nos.	km	100.00	86.00
Y-005b	Transport of Calicut tile beyond 100 km, per km rate for 1000Nos.	km	99.00	85.00

BUILDING SCHEDULE OF RATES - 2025

Table 01 : Manual Transport charges for Material

Material	Density Kg/m3	Manual Transport charges for 100 m per Kg Rs.	
		Gradient up to 10%	* Gradient above 10%
Bricks	1750	0.8	1
Metal /Rubbel	1600		
Concrete Block	1800		
Sand	1600		
Steel	7850	1.9	2.4
Timber	750		
Asbestos sheet	1900		
Cement	1440		
Lime	640		

BUILDING SCHEDULE OF RATES - 2025

MATERIAL TESTING RATES 2025

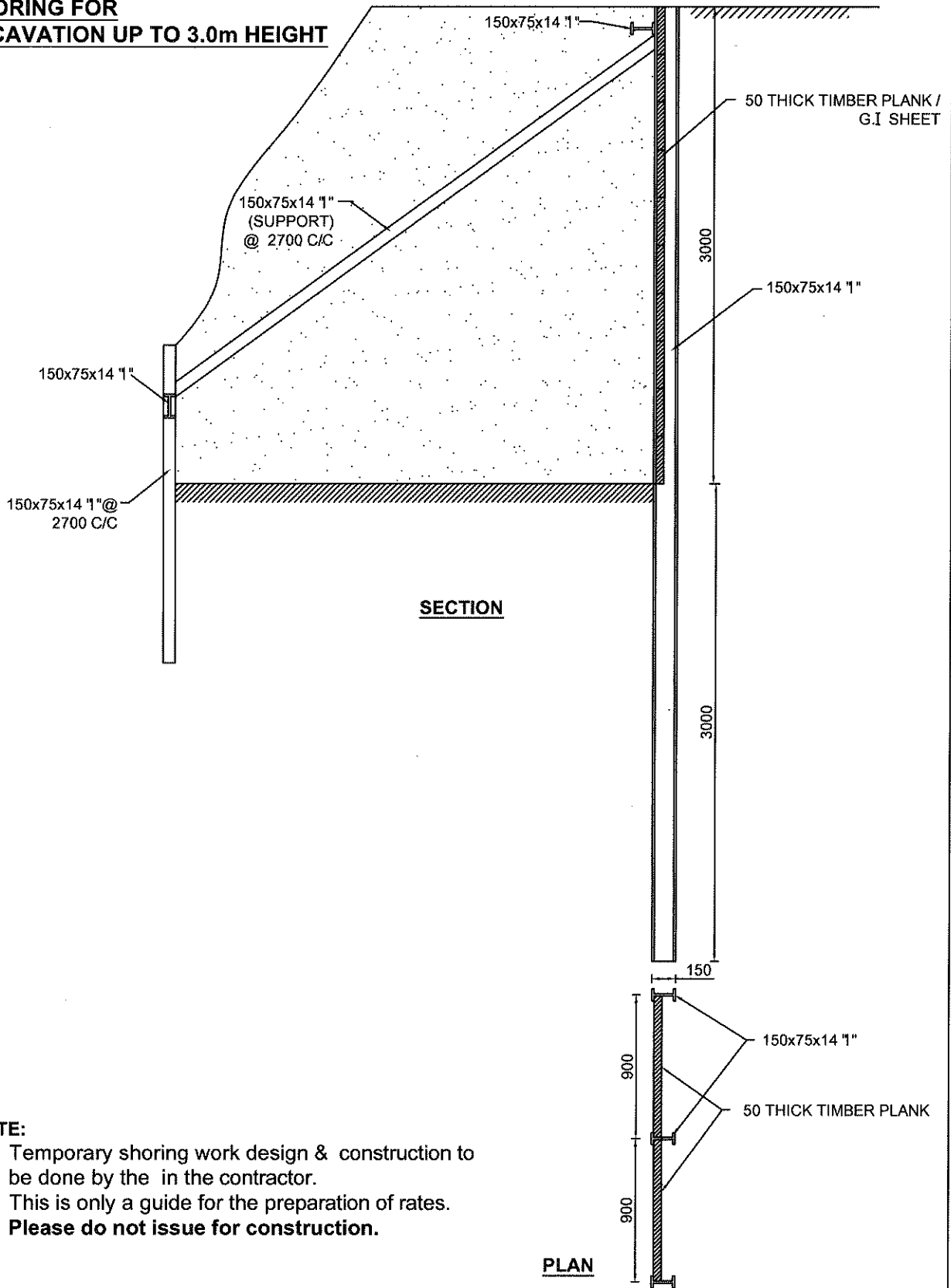
		Rate (Rs.)
	Concrete Test	
C1	Concrete cube test (3 cubes)	1,900.00
	For additional cube	600.00
C2	Concrete cover and Reinforcement check (per point)	5,800.00
C3	Rebound Hammer test (per point)	1,900.00
C4	Slump cone test	900.00
C5	Concrete mix design	32,500.00
C6	Setting time(Cement)	2,100.00
C7	Compressive strength of interlocking	1,300.00
	Soil Test	
S1	Particle size distribution (Sieve Analysis)	3,600.00
S2	Field Density test	3,700.00
S3	Consolidation test	17,000.00
S4	Direct shear test	12,000.00
S5	Hand Auger Investigation (per m. length)	1,900.00
S6	Atterberg limit test	4,700.00
S7	Moisture content test	1,200.00
S8	Standard compaction test	6,550.00
S9	Mackintosh probe test(without transport)	5,300.00
	Depth beyond 4.8m upto 7.2m	1800.00/m depth
	Depth beyond 7.2m	2400.00/m depth
	Mobilisation Chargers	
	Up to 30km	Free
	From 30 km to 100km	6,300.00
	Burnt Clay Brick Test	
B1	Compressive Strength of Burnt clay brick	1,400.00
B2	Water absorption test for burnt clay brick	1,300.00
B3	Dimension checking of burnt clay brick	500.00
	Aggregate Test	
A1	Aggregate grading test	3,400.00
A2	Aggregate flakiness Index	3,300.00
A3	Aggregate Elongation Index	2,800.00
	Other Test	
1	Powder coating thickness	1,600.00
2	Hardness test	3,300.00
3	Thickness measurements using Micrometer and Vernier Calliper	900.00
4	M/S and T/S Steel bars weight check/3 bars & other steel sections per m length	1,200.00
	M/S and T/S Steel for additional bars & other steel sections per m length	600.00
	Special Items	
I	For Extra copy of one report	100.00
II	Detailed report with Photos	200.00
III	Additional Detailed report (As per the request of the Client)	200.00

*****All above rates are excluded the cost of transport**

SCHEDULE OF DRAWINGS

No	BSR Item	Description	Drawing No.
1	D-033	Type Plan of Shoring for excavations up to 3m in height.	CPC/CS/11/04/2017/Type-ST/03
2	F-024	Type Plan of GI pipe Flag post - Type 01	CPC/CS/11/04/2017/Type-ST/02(i).
3	F-025	Type Plan of GI pipe Flag post - Type 02	CPC/CS/11/04/2017/Type-ST/02(ii).
4	J-004	Detail of Web truss - Type 01	CPC/CS/11/04/2018/TYPE-TR/01(i),(ii)
		Detail of Web truss - Type 02	CPC/CS/11/04/2018/TYPE-TR/02(i),(ii)
		Detail of Web truss - Type 03	CPC/CS/11/04/2018/TYPE-TR/03(i),(ii)
		Detail of Web truss - Type 04	CPC/CS/11/04/2018/TYPE-TR/04(i),(ii)
		Detail of Web truss - Type 05	CPC/CS/11/04/2018/TYPE-TR/05(i),(ii)
5	J-005	Type Plan of "I" section Truss for span 20-30 feet (Truss Spacing 15'-0"-20'-0")	CPC/CS/11/04/2018TYPE-ITR/02/ 1, 2,3
6	J-006	Type Plan of "I" section Truss for span 30-40 feet (Truss Spacing 15'-0"-20'-0")	CPC/CS/11/04/2018TYPE-ITR/04/ 1,2,3
7	J-007	Type Plan of "I" section Truss for span 20-30 feet (Truss Spacing 15'-0"maximum)	CPC/CS/11/04/2018TYPE-ITR/01/ 1,2
8	J-008	Type Plan of "I" section truss 30-40 feet (Truss Spacing 15'-0"maximum)	CPC/CS/11/04/2018/TYPE-ITR/03/ 1,2
9	K-001 / K-005	Type plan of Aluminium glazed window with openable sash	CPC/CS/11/04/2024/TYPE-DW/01
10	K-002 / K-006	Type plan of Aluminium glazed fanlight with openable sash	CPC/CS/11/04/2024/TYPE-DW/02
11	K-003/ K-007	Type plan of Aluminium glazed fixed fanlight.	CPC/CS/11/04/2024/TYPE-DW/03
12	K-004/K-008	Type plan of Aluminium sliding window	CPC/CS/11/04/2024/TYPE-DW/04
13	K-009/K-010	Type plan of Aluminium louvre panels window	CPC/CS/11/04/2024/TYPE-DW/05
14	K-011/K-012/K-013/K-016/K-017/K-018	Type plan of Aluminium hinged type door	CPC/CS/11/04/2024/TYPE-DW/06
15	K-014/K-015/K-019/K-020	Type plan of Aluminium sliding type door	CPC/CS/11/04/2024/TYPE-SS/01
16	K-021/K-022	Type plan of Bathroom door	CPC/CS/11/04/2024/TYPE-DW/07
17	K-024	Type plan of Special security Grill fixed to windows	CPC/CS/11/04/2018/TYPE-ST/09
18	K-025	Type plan of security weld mesh door with Locking device	CPC/CS/11/04/2017/TYPE-ST/06
19	K-026	Type plan of security weld mesh in open-type buildings	CPC/CS/11/04/2017/TYPE-ST/07
20	K-027	Type plan of pre-fabricated Chain link Fence	CPC/CS/11/04/2017/Type-CLF/01
21	K-028/K-029	Type plan for Zn/Al Security Mesh fixed to windows	CPC/CS/11/04/2024/TYPE-ST/08
22	N-001/N-005	Type plan for Aluminium Partition Type 01	CPC/CS/11/04/2024/TYPE-PT/01
23	N-002/N-006	Type plan for Aluminium Partition Type 02	CPC/CS/11/04/2024/TYPE-PT/02
24	N-003/N-007	Type plan for Aluminium Partition Type 03	CPC/CS/11/04/2024/TYPE-PT/03
25	N-004/N-008	Type plan for Aluminium Partition Type 04	CPC/CS/11/04/2024/TYPE-PT/04
26	W-010	Type plan of Manhole (600mm x 600mm x 600mm)	CPC/CS/11/04/2018/TYPE-MH/01
27	W-011	Type plan of Manhole (1.05m x 0.675m x 0.60m)	CPC/CS/11/04/2018/TYPE-MH/02
28	W-014	Type Plan of Soakage pit 4' 0" (Loose Soil) (Fully built 1.2m)	CPC/CS/11/04/2018/TYPE-SP/03.
29	W-015	Type Plan of Soakage pit 4' 0" (Hard Soil) (Semi built 1.2m)	CPC/CS/11/04/2018/TYPE-SP/04
30	W-016	Type Plan of Soakage pit 6' 0" (Loose Soil) (Fully built 1.8m)	CPC/CS/11/04/2018/TYPE-SP/05
31	W-017/W-019/W-021	Type Plan of Septic tank for 30-100 persons (Brick)	CPC/CS/11/04/2018/TYPE-SEPT/01-(i),(ii)
32	X-006	Type Plan for Perforated pipes in retaining wall	CPC/CS/11/04/2017/Type-ST/04
33	X-007/X-009	Type Plan for Barbed wire Fence (7 strands)	CPC/CS/11/04/2017/Type-ST/05
34	X-008/X-010	Type Plan for Barbed wire Fence (10 strands)	CPC/CS/11/04/2018/Type-ST/12
35	X-011	Type Plan for Casting & erecting Fence posts (1.7m height)	CPC/CS/11/04/2017/Type-ST/10
36	X-012	Type Plan for Casting & erecting Fence posts (2.25m height)	CPC/CS/11/04/2018/Type-ST/11

SHORING FOR EXCAVATION UP TO 3.0m HEIGHT



NOTE:

- Temporary shoring work design & construction to be done by the contractor.
- This is only a guide for the preparation of rates.
- **Please do not issue for construction.**

DEPARTMENT OF ENGINEERING SERVICES
CENTRAL PROVINCE,
KANDY

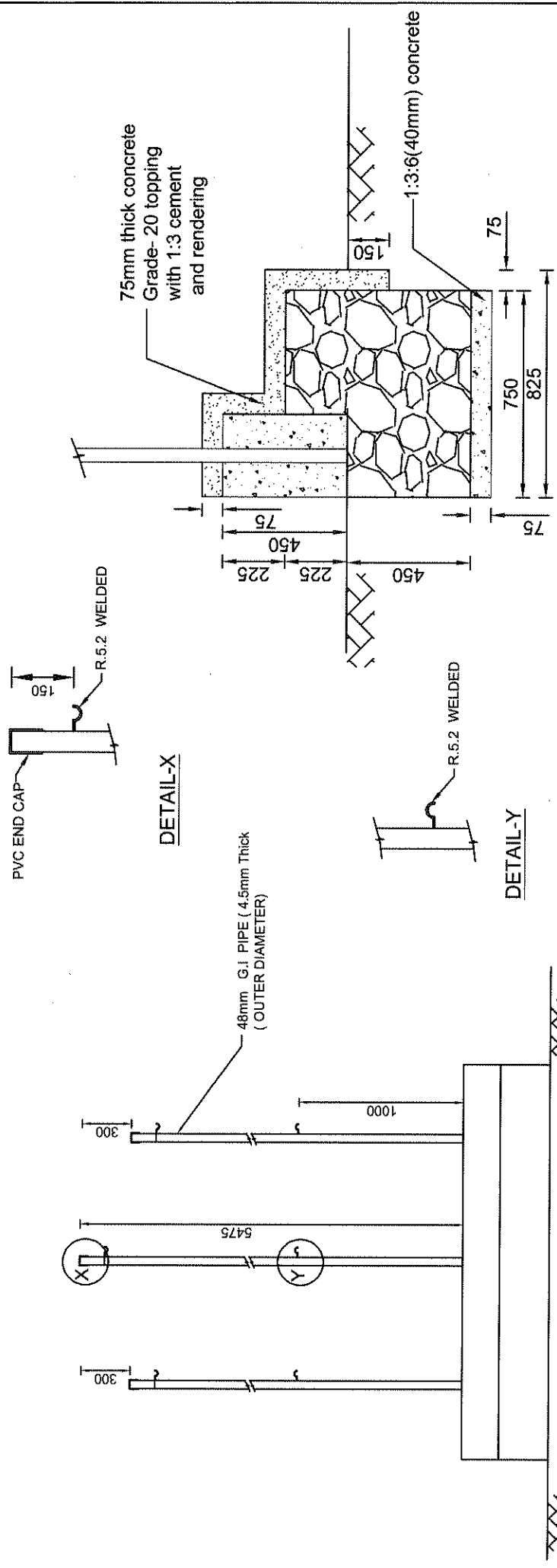
TYPE PLAN OF SHORING FOR
EXCAVATION UP TO 3.0m
HEIGHT
DETAIL DRAWING

D- 033

DRAWN BY - CHANDRIKA	SCALE - NTS	DRG. NO.-CPC/CS/ 11/ 04 /2017/TYPE-ST/03
DESIGNED BY- Eng. W.M.A.WICKRAMASINGHE	DATE - 13-12-2017	
CHECKED BY-		

Eng. S.A.S.K. WIJESEKARA
Deputy Provincial Director (Engineering Services)
Planning
Department of Engineering Services
Central Provincial Council
Kandy.

Eng. R. B. R. Senha
Provincial Director (Engineering Services)
Department of Engineering Services
Central Provincial Council
Kandy.



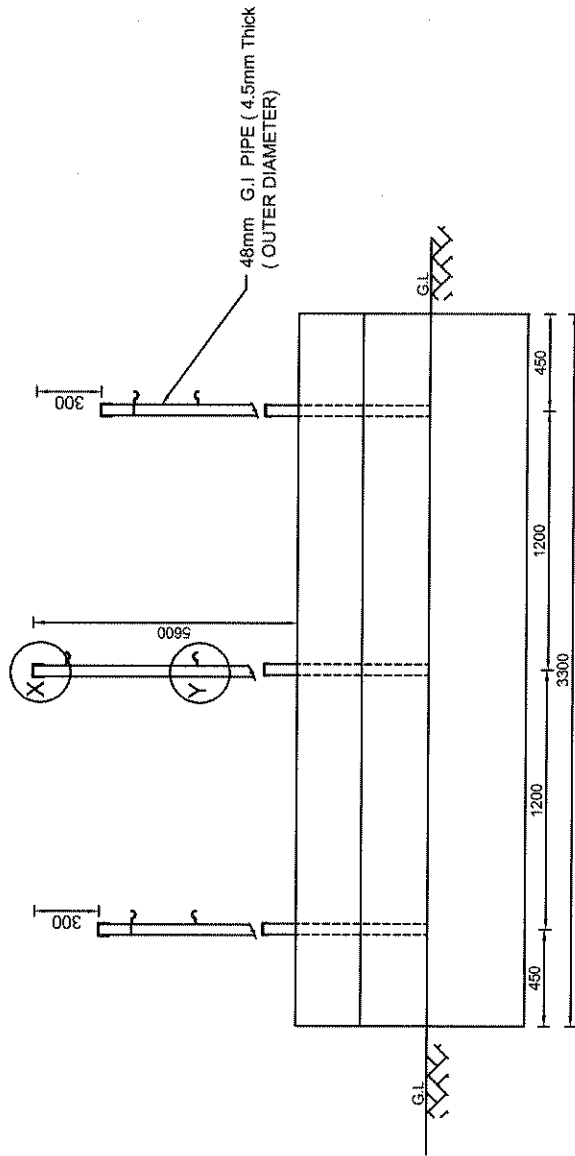
NOTE:-

1. FLAG TO FLAG POLE HEIGHT RATIO

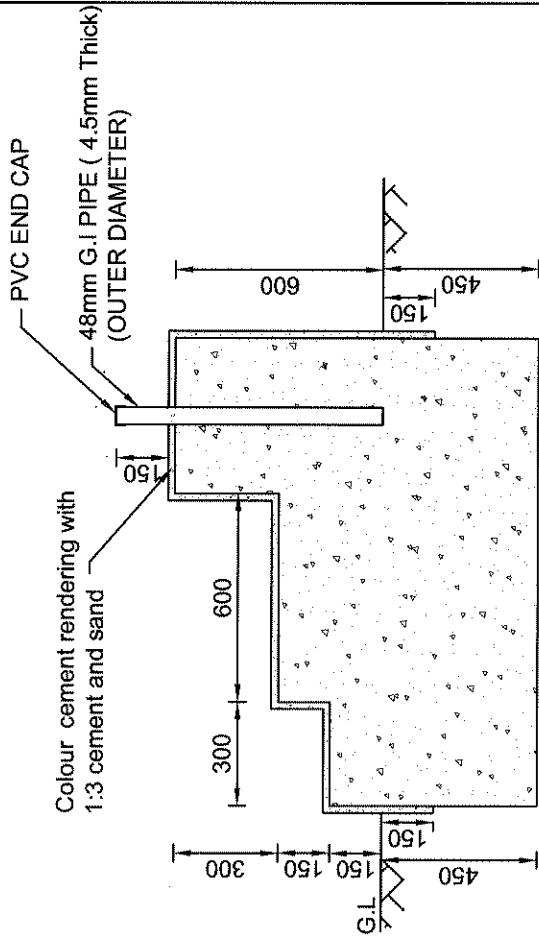
POLE HEIGHT /mm	FLAG SIZE (mm x mm)
(4500 - 6000)	900 x 1500
7500	1200 x 1800
9000	1500 x 2400
(10500 - 12000)	1800 x 3000

2. GRADE 20 CONCRETE TO BE USED

DEPARTMENT OF ENGINEERING SERVICES CENTRAL PROVINCE, KANDY	TYPE PLAN OF G.I PIPE FLAG POST - TYPE 01	DRAWN BY- CHANDRIKA DESIGNED BY- Eng. A.G.SAMARASINGHE CHECKED BY-	SCALE - NTS DRG. NO.-CPC/CSI/11/04/2017/TYPE-ST/02 (I) DATE - 13-12-2018
	DETAIL DRAWING F - 024	Eng. S.A.S.K. WIJESEKARA Deputy Provincial Director (Engineering Services), Department of Engineering Services, Central Provincial Council, Kandy. DEPUTY PROVINCIAL DIRECTOR (Eng. Services) PLANNING	Eng. R. K. R. Seneviratne Provincial Director (Engineering Services), Department of Engineering Services, No. 23/05, S.W.R.D. Bandaranayake Mawatha, Kandy. PROVINCIAL DIRECTOR (ENGINEERING SERVICES)

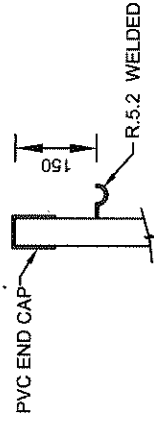


ELEVATION

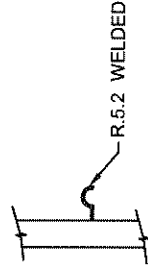


**SECTION A-A
(NTS)**

DETAIL-X



DETAIL-Y



NOTE:-

1. FLAG TO FLAG POLE HEIGHT RATIO

POLE HEIGHT /mm	FLAG SIZE (mm x mm)
(4500 - 6000)	900 x 1500
7500	1200 x 1800
9000	1500 x 2400
(10500 - 12000)	1800 - 3000

2. GRADE 20 CONCRETE TO BE USED
3. SIZE OF FLAG POST = 48mm G.I PIPE (4.5mm Thick)

**DEPARTMENT OF ENGINEERING SERVICES
CENTRAL PROVINCE,
KANDY**

**TYPE PLAN OF G.I PIPE FLAG
POST - TYPE 02**

DETAIL DRAWING

F - 025

DRAWN BY- CHANDRIKA

DESIGNED BY- Eng. A.G.SAMARASINGHE

CHECKED BY-

SCALE - NTS

DRG. NO.-CPC/CS/ 11/04/2017(TYPE-ST/02 (ii))

DATE - 13-12-2018

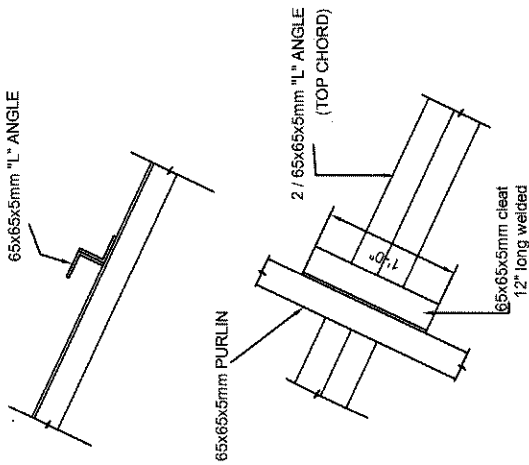
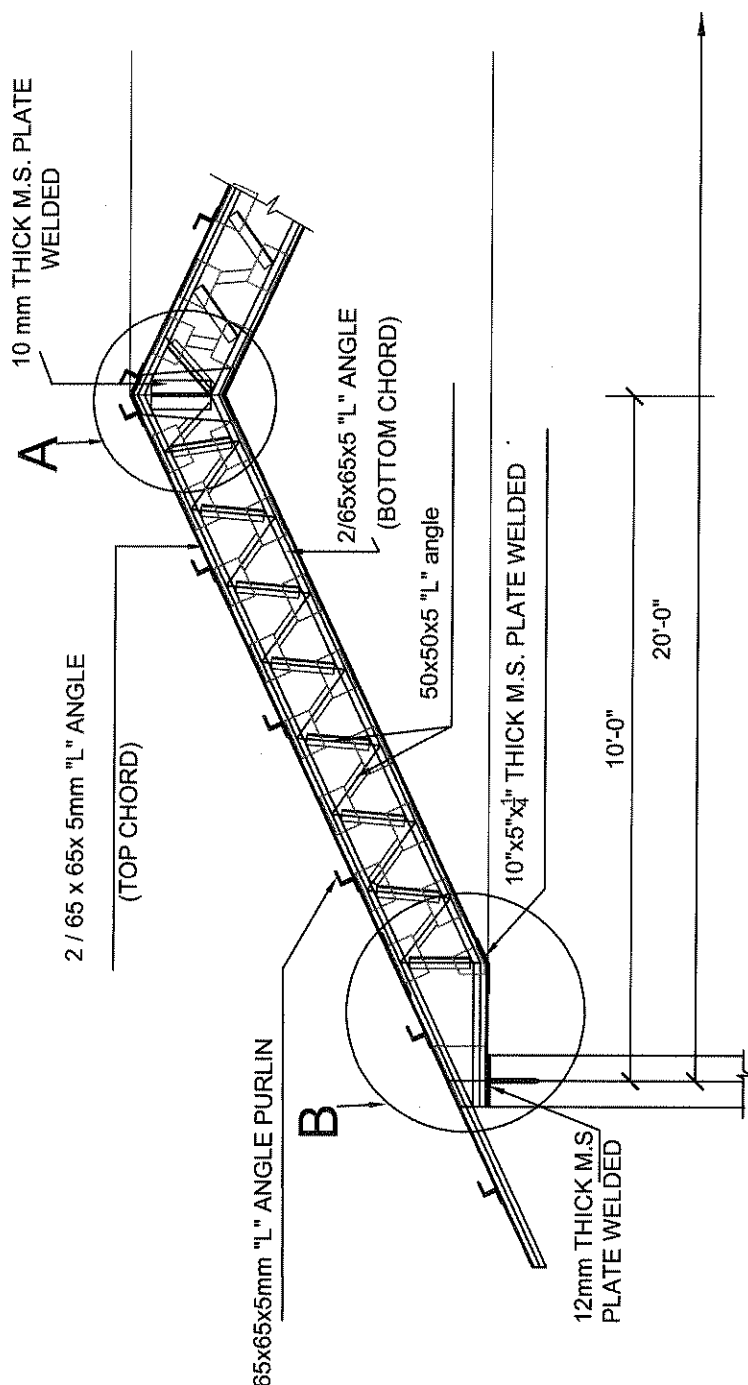
Eng. S.A.S.K. WIJESEKARA
Planning
Deputy Provincial Director (Engineering Services)
Central Provincial Council
Kandy

DEPUTY PROVINCIAL DIRECTOR (Eng. Services)
PLANNING

[Signature]
2018-12-17 **Eng. R. K. R. Seneviratne**
Provincial Director (Engineering Services)
Department of Engineering Services
No. 230/3,
PROVINCIAL DIRECTOR, ENGINEERING SERVICES

NOTE-

1. SPAN OF TRUSS - 20'-0"
2. SPACING OF TRUSS - 15'-0"
3. ROOF COVERING - ASBESTOS SHEETS
4. CEILING - LIGHT WEIGHT MATERIAL
5. THICKNESS OF WELDING - 20mm (3/4")
6. MINIMUM LENGTH OF WELDING - 50mm (2")
7. DOUBLE ANGLES TOP AND BOTTOM CHORDS TO SPOT WELDED AT TOP AND BOTTOM OF CHORD AT 2'-0" CENTERS STAGGERED
8. PURLING
 - (i). 65X65X5mm ANGLE IRON
 - (ii). MAXIMUM SPACING - 6'-0"



PLAN

DETAIL OF FIXING PURLING

DESIGNED BY:
Eng. W.M.A. WICKRAMASINGHE

CHECKED BY:

APPROVED BY:
Eng. R. K. R. Seneviratne
Provincial Director (Engineering Services)
Department of Engineering Services
No. 230/3,
PROVINCIAL DIRECTOR (ENGINEERING SERVICES)

RECOMMENDED BY:
Eng. S.A.S.K. WIJESEKARA
Deputy Provincial Director (Engineering Services)
Planning
Department of Engineering Services
Central Provincial Council
No. 10, Kandy,
SRI LANKA

DRG. NO. :
CPC/CS/1/04/2018/TYPE-TR/01 (I)

SCALE : NTS

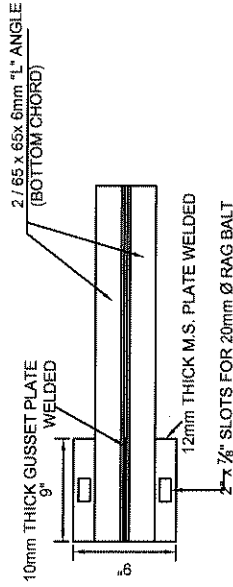
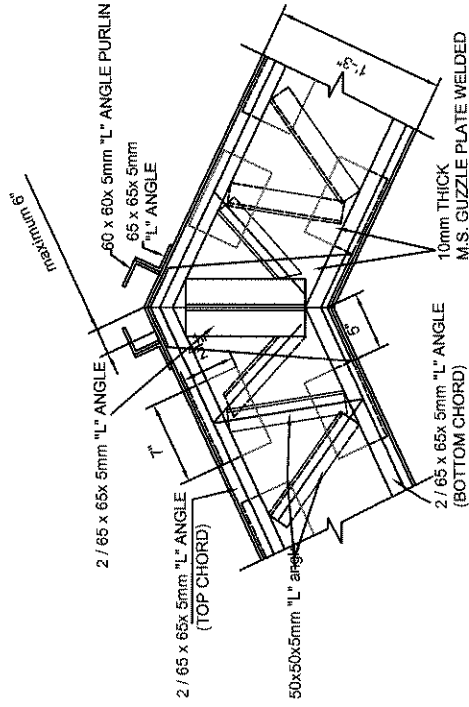
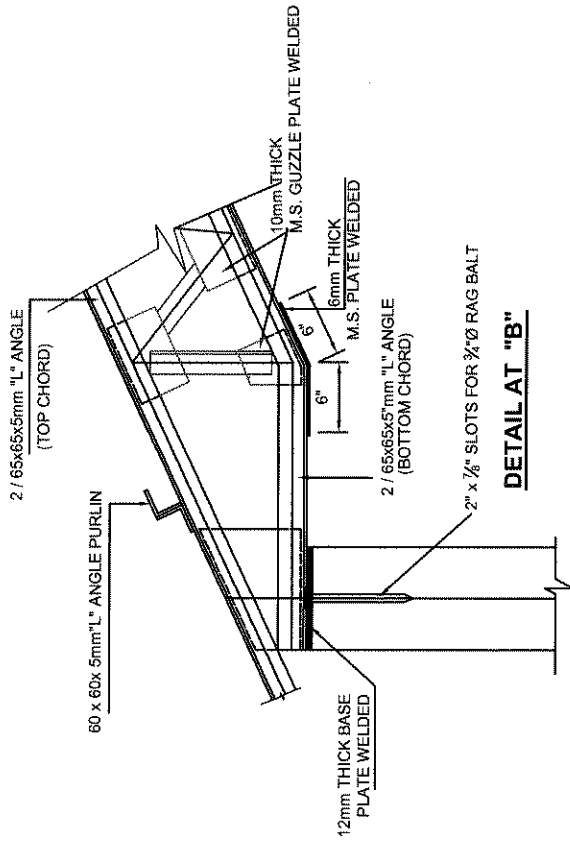
DRAWN BY: NILMINI

DATE : 01-11-2018

DRAWING TITLE:
DETAIL OF WEB TRUSS -TYPE 1

BSR ITEM - J-004

DEPARTMENT OF ENGINEERING SERVICES,
CENTRAL PROVINCIAL COUNCIL.



DRAWING TITLE:

DETAIL OF WEB TRUSS -TYPE 1

DRG. NO : CPC/CS/11/04/2018/TYPE-TR/01 (ii)

SCALE : NTS

DESIGNED BY:

Eng. W.M.A. WICKRAMASINGHE

RECOMMENDED BY:

Eng. S.A.S.K. WIJESEKARA
 Deputy Provincial Director (Engineering Services)
 Department of Engineering Services
 Central Provincial Council
 Colombo
 Sri Lanka

APPROVED BY:

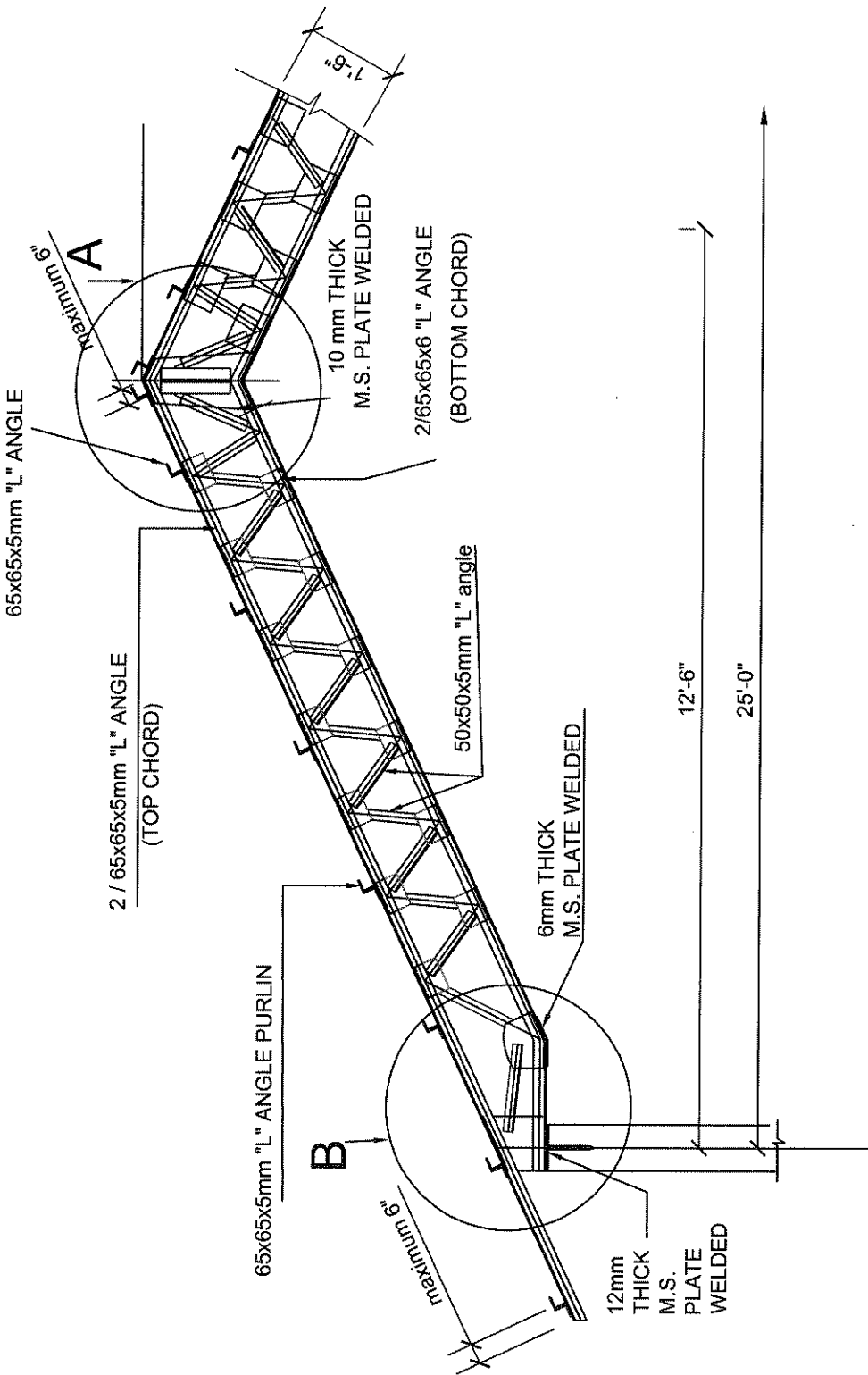
Eng. R. K. R. Seneviratne
 Provincial Director (Engineering Services)
 Department of Engineering Services
 No. 230/3,
 Provincial Engineering Services
 Colombo
 Sri Lanka

DRAWN BY: NILMINI

DATE : 01-11-2018

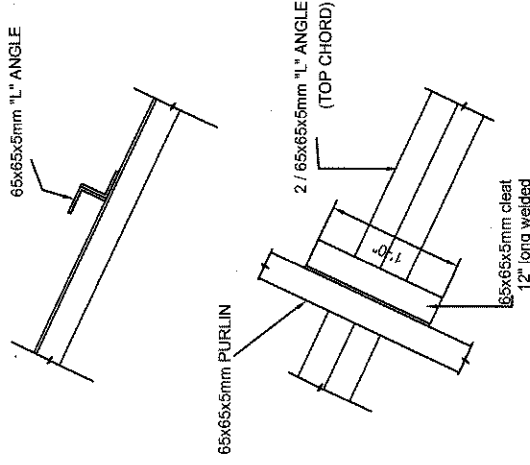
BSR ITEM -J-004

DEPARTMENT OF ENGINEERING SERVICES,
CENTRAL PROVINCIAL COUNCIL.



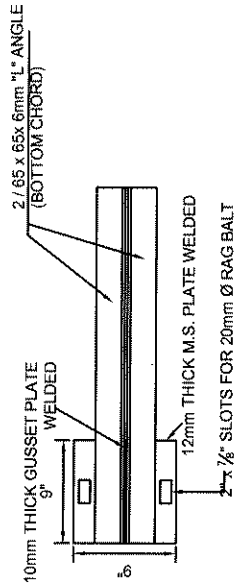
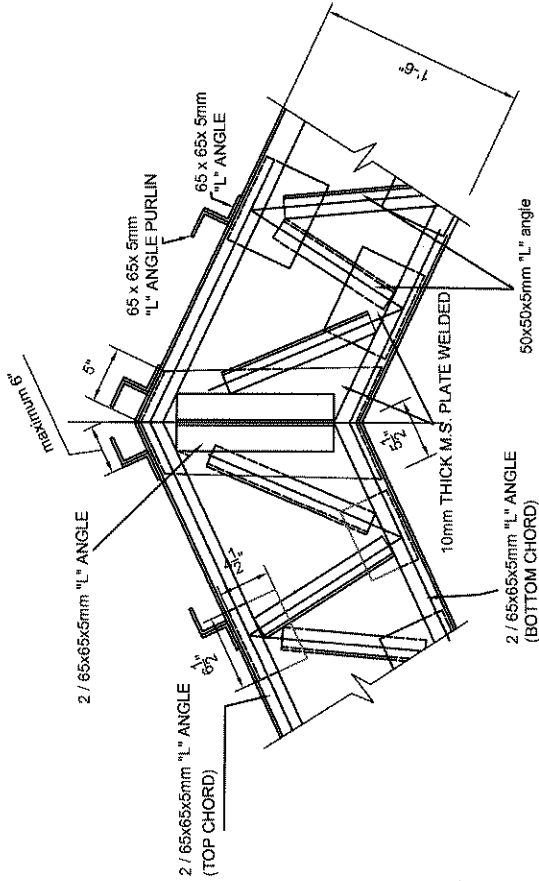
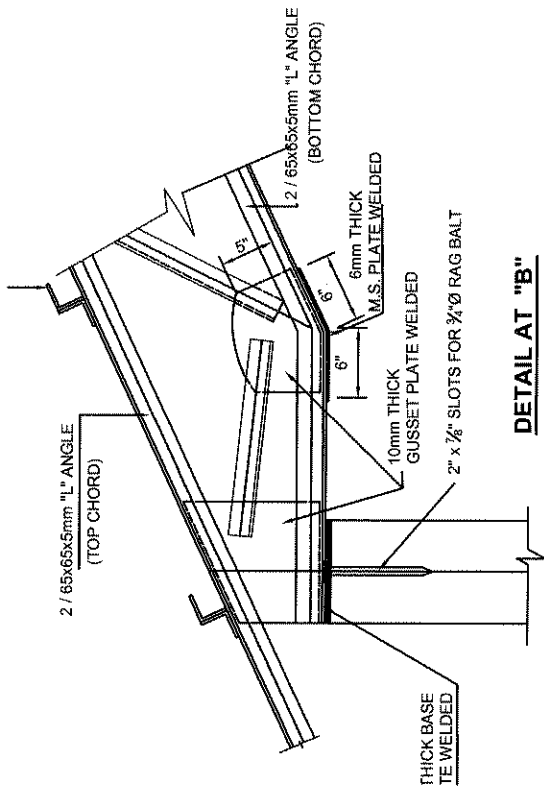
NOTE-

1. SPAN OF TRUSS - 25'-0"
2. SPACING OF TRUSS - 15'-0"
3. ROOF COVERING - ASBESTOS SHEETS
4. CEILING - LIGHT WEIGHT MATERIAL
5. THICKNESS OF WELDING - 20mm (3/4")
6. MINIMUM LENGTH OF WELDING - 50mm (2")
7. DOUBLE ANGLES TOP AND BOTTOM CHORDS TO SPOT WELDED AT TOP AND BOTTOM OF CHORD AT 2'-0" CENTERS STAGGERED
8. PURLING
 - (i). 65X65X5mm ANGLE IRON
 - (ii). MAXIMUM SPACING - 6'-0"

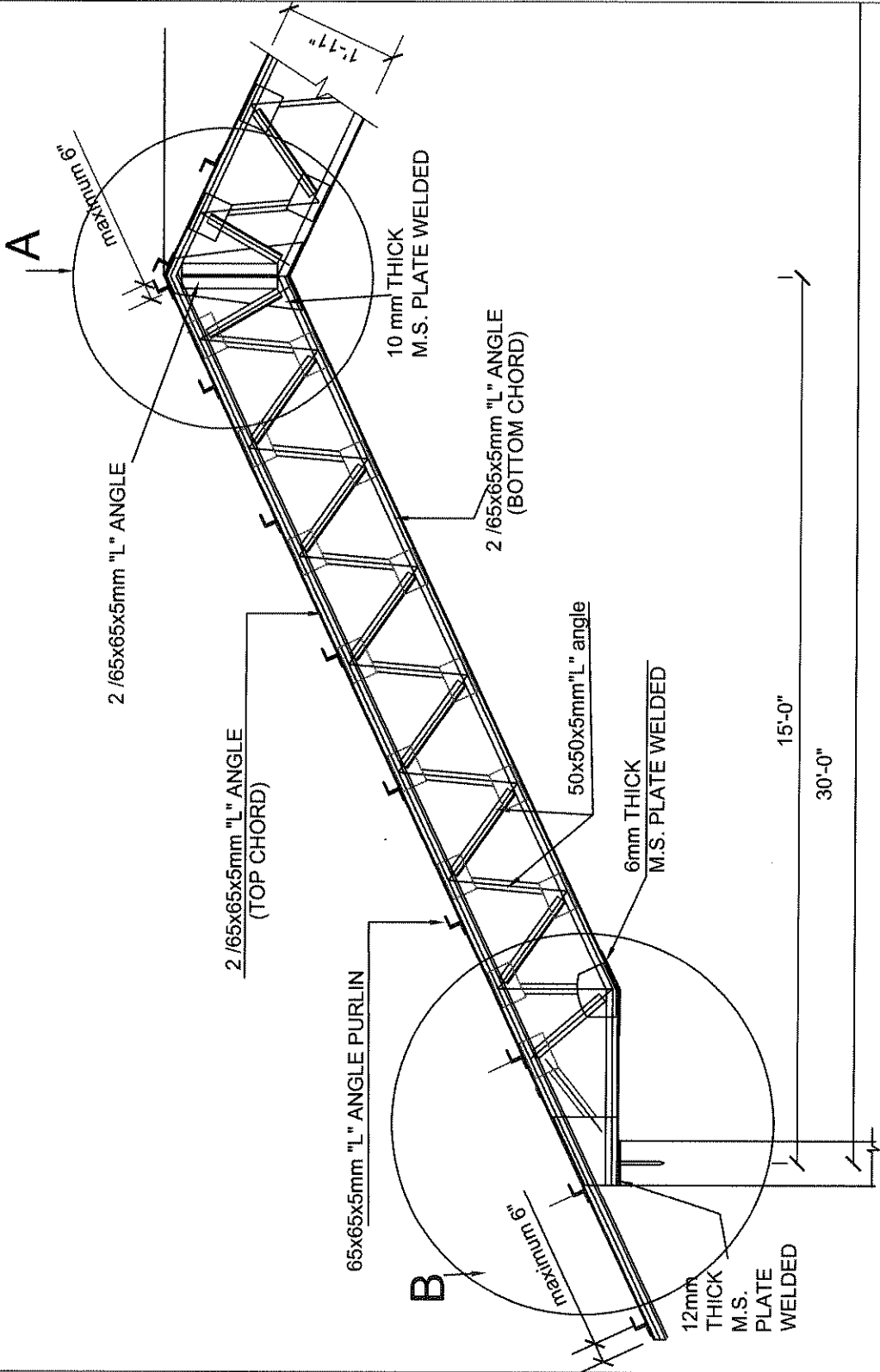


PLAN
DETAIL OF FIXING PURLIN

DEPARTMENT OF ENGINEERING SERVICES, CENTRAL PROVINCIAL COUNCIL.	DRAWING TITLE: DETAIL OF WEB TRUSS -TYPE 2	DRG.NO. : CPC/CS/11/04/2018/TYPE-TR/02 (1)	DESIGNED BY: Eng. W.M.A. WICKRAMASINGHE
	BSR ITEM -J-004	SCALE : NTS	CHECKED BY:
		DRAWN BY: NILMINI	RECOMMENDED BY:
		DATE : 01-11-2018	APPROVED BY:
			Eng. R. K. R. Seneviratne Provincial Director (Engineering Services) Department of Engineering Services No. 230/3, Provincial Director (Engineering Services)
			Eng. S.A.S.K. WIJESSEKARA Deputy Provincial Director (Engineering Services) Planning Department of Engineering Services Central Provincial Council Deputy Provincial Director (Engineering Services)

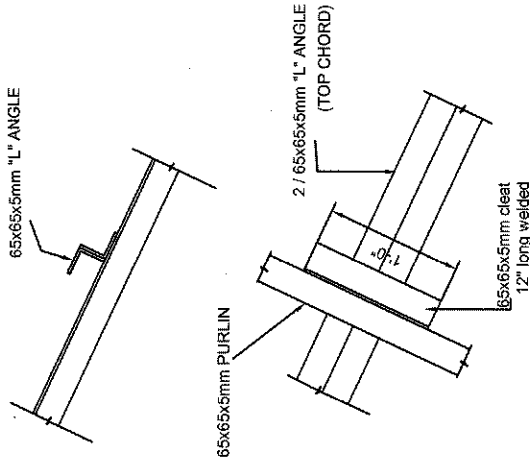


DEPARTMENT OF ENGINEERING SERVICES, CENTRAL PROVINCIAL COUNCIL.	DRAWING TITLE: DETAIL OF WEB TRUSS -TYPE 2	DRG. NO. : CPC/CS/11/04/2018/TYPE-TR/02 (ii)	DESIGNED BY: Eng. W.M.A. WICKRAMASINGHE	RECOMMENDED BY: 	APPROVED BY:
	BSR ITEM -J-004	SCALE : NTS	CHECKED BY: 	Eng. S.A.S.K. WIJESSEKARA Deputy Provincial Director (Engineering Services), Department of Engineering Services, Central Provincial Council, Colombo 03, Sri Lanka.	Eng. R. R. Seneviratne Provincial Director (Engineering Services), Department of Engineering Services, No. 230/3, Provincial Director (Engineering Services), Colombo 03, Sri Lanka.



NOTE-

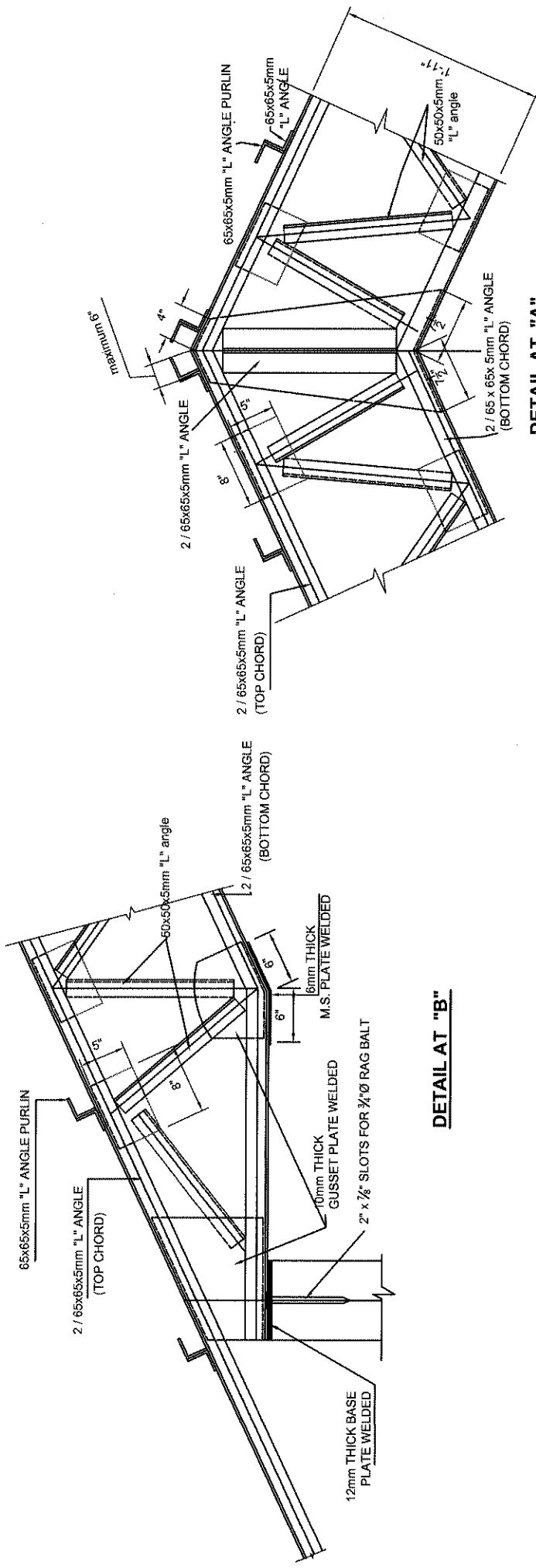
1. SPAN OF TRUSS - 30'-0"
2. SPACING OF TRUSS - 15'-0"
3. ROOF COVERING - ASBESTOS SHEETS
4. CEILING - LIGHT WEIGHT MATERIAL
5. THICKNESS OF WELDING -20mm (3/4")
6. MINIMUM LENGTH OF WELDING -50mm (2")
7. DOUBLE ANGLES TOP AND BOTTOM CHORDS TO SPOT WELDED AT TOP AND BOTTOM OF CHORD AT 2'-0" CENTERS STAGGERED
8. PURLING
 - (i). 65X65X5mm ANGLE IRON
 - (ii). MAXIMUM SPACING -6'-0"



PLAN

DETAIL OF FIXING PURLIN

DEPARTMENT OF ENGINEERING SERVICES, CENTRAL PROVINCIAL COUNCIL.	DRAWING TITLE: DETAIL OF WEB TRUSS -TYPE 3	DRG. NO. : CPC/CS/11/04/2018/TYPE-TR/03 (i)	DESIGNED BY: Eng. W.M.A. Wickramasinghe	RECEIVED BY: 	APPROVED BY:
	BSR ITEM -J-004	SCALE : NTS	CHECKED BY: 	Eng. S.A.S.K. WIJESEKARA Deputy Provincial Director (Engineering Services) Planning Department of Engineering Services Central Provincial Council Colombo.	Eng. R. K. R. Senewiratne Provincial Director (Engineering Services) Department of Engineering Services No. 230/3, Provincial Director (Engineering Services)
		DRAWN BY: NILMINI DATE : 01-11-2018			






DETAIL AT "A"

DETAIL AT "B"

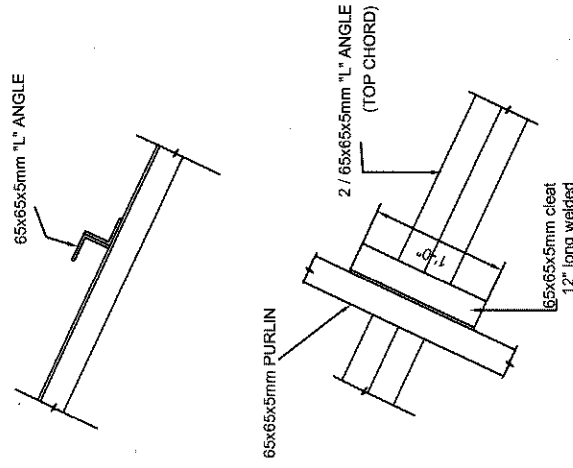
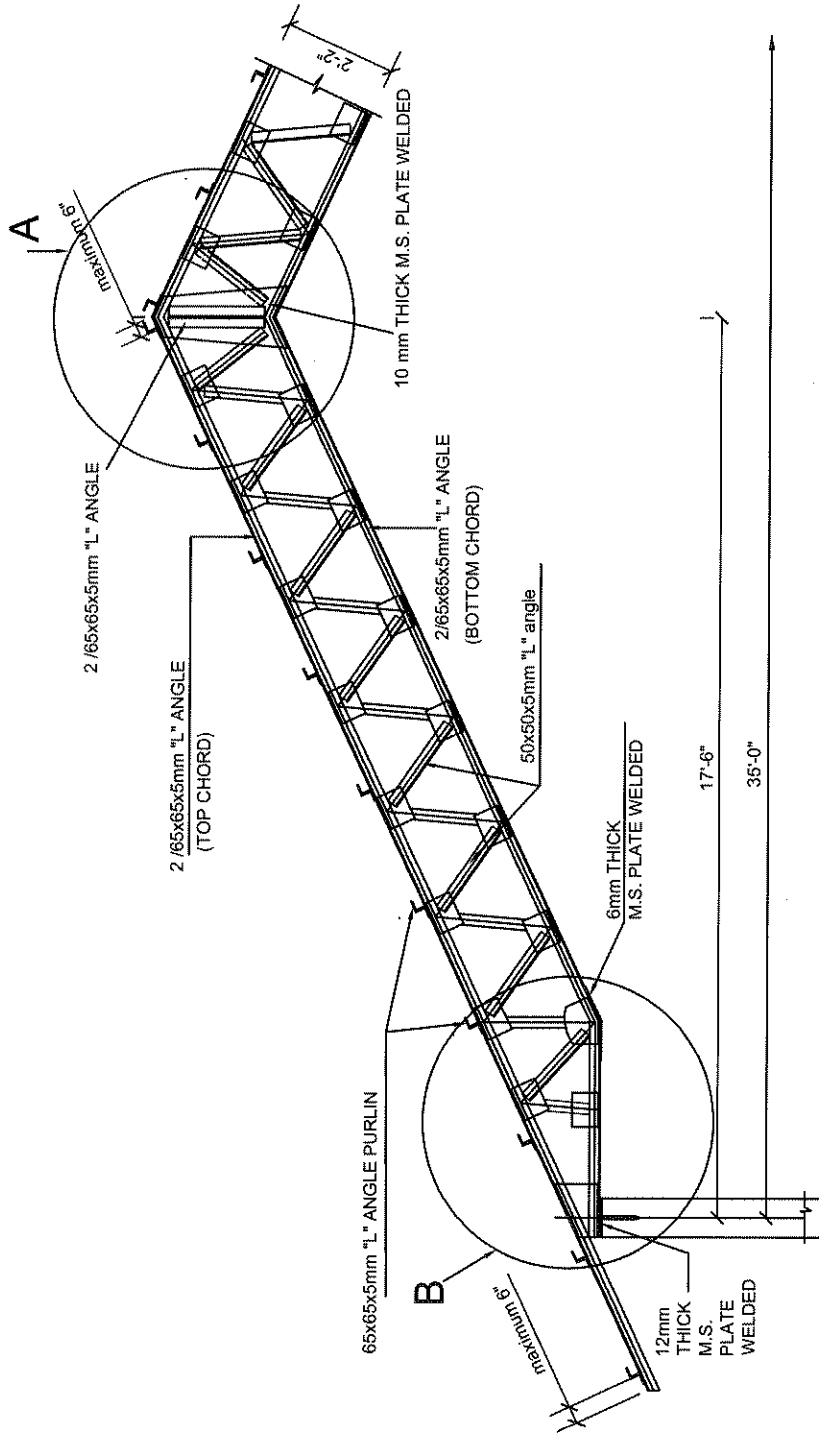
PLAN

TYPICAL DETAIL OF BASE PLATE

DEPARTMENT OF ENGINEERING SERVICES, CENTRAL PROVINCIAL COUNCIL.	DRAWING TITLE: DETAIL OF WEB TRUSS -TYPE 3	ORG. NO. : CPC/CS/11/04/2018/TYPE-TR/03 (ii)	DESIGNED BY: Eng. W.M.A. WICKRAMASINGHE	RECOMMENDED BY: 	APPROVED BY: 
	BSR ITEM -J-004	SCALE : NTS	CHECKED BY: 	Eng. S.A.S.K. WIJESEKARA Deputy Provincial Director (Engineering Services) Department of Engineering Services Central Provincial Council Colombo, Sri Lanka.	Eng. R. K. R. Seneviratne Provincial Director (Engineering Services) Department of Engineering Services No. 230/3, Provincial Director (Engineering Services) Department of Engineering Services Colombo, Sri Lanka.

NOTE-

1. SPAN OF TRUSS - 35'-0"
2. SPACING OF TRUSS - 15'-0"
3. ROOF COVERING - ASBESTOS SHEETS
4. CEILING - LIGHT WEIGHT MATERIAL
5. THICKNESS OF WELDING - 20mm (3/4")
6. MINIMUM LENGTH OF WELDING - 50mm (2")
7. DOUBLE ANGLES TOP AND BOTTOM CHORDS TO SPOT WELDED AT TOP AND BOTTOM OF CHORD AT 2'-0" CENTERS STAGGERED
8. PURLING
 - (i). 65X65X5mm ANGLE IRON
 - (ii). MAXIMUM SPACING - 6'-0"



PLAN

DETAIL OF FIXING PURLIN

DEPARTMENT OF ENGINEERING SERVICES,
CENTRAL PROVINCIAL COUNCIL.

DRAWING TITLE:
DETAIL OF WEB TRUSS -TYPE 4

DRG. NO. :
CPC/CS/11/04/2018/TYPE-TR/04 (i)

DESIGNED BY:
Eng. W.M.A. WICKRAMASINGHE

RECOMMENDED BY:

APPROVED BY:

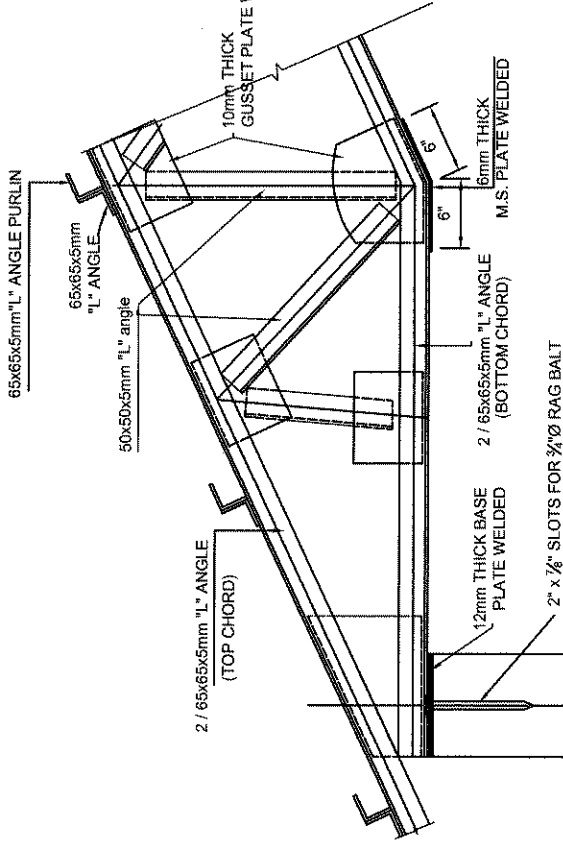
BSR ITEM - J-004

SCALE : NTS
DRAWN BY: NILMINI
DATE : 01-11-2018

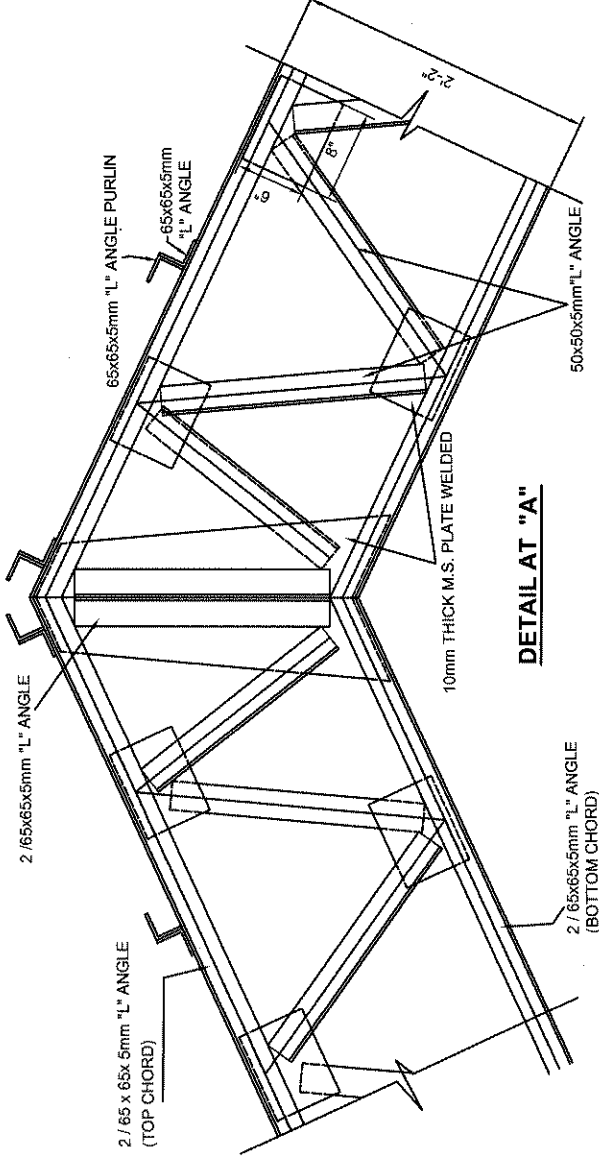
CHECKED BY:

Eng. S.A.S.K. WIJESEKARA
Deputy Provincial Director (Engineering Services)
Department of Engineering Services
Central Provincial Council
Sri Lanka

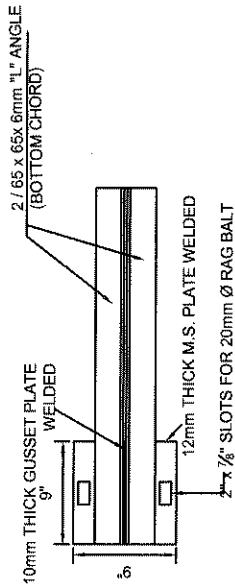
Eng. R. K. Somaviratne
Provincial Director (Engineering Services)
Department of Engineering Services
No. 230/3,
PROVINCIAL OFFICE FOR ENGINEERING SERVICES
Kandy.



DETAIL AT "B"



DETAIL AT "A"



PLAN

TYPICAL DETAIL OF BASE PLATE

DRAWING TITLE:

DETAIL OF WEB TRUSS -TYPE 4

DRG. NO. :
CPC/CS/11/04/2018/TYPE-TR/04 (ii)

DESIGNED BY:
Eng. W.M.A. WICKRAMASINGHE

RECOMMENDED BY:

APPROVED BY:

SCALE : NTS
DRAWN BY: NILMINI
DATE : 01-11-2018

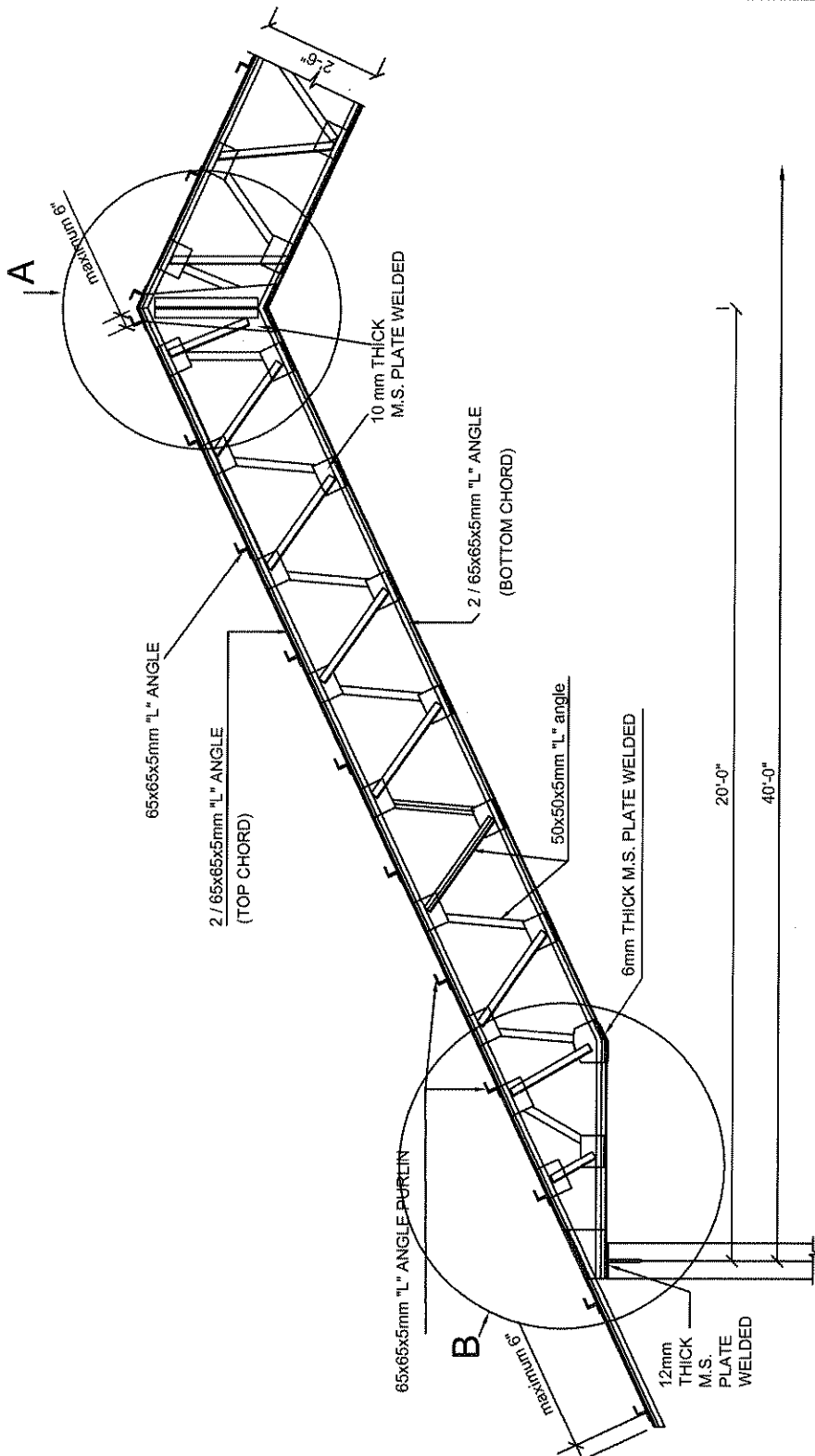
CHECKED BY:

Eng. S.A.S.K. WIJESEKARA
Deputy Provincial Director (Engineering Services)
Department of Engineering Services
Central Provincial Council
Sri Lanka

Eng. R. K. Seneviratne
Provincial Director (Engineering Services)
Department of Engineering Services
NO. 230/3
PROVINCIAL DIRECTOR GENERAL SERVICES

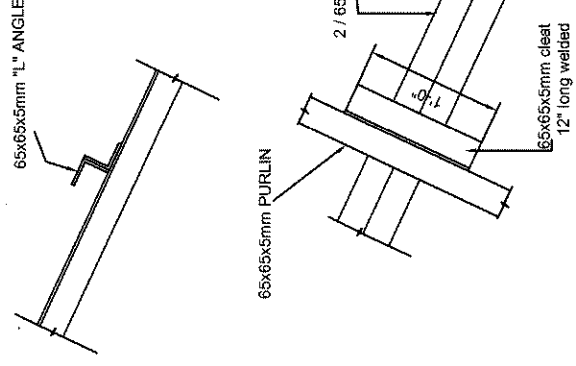
DEPARTMENT OF ENGINEERING SERVICES,
CENTRAL PROVINCIAL COUNCIL.

BSR ITEM -J-004



NOTE-

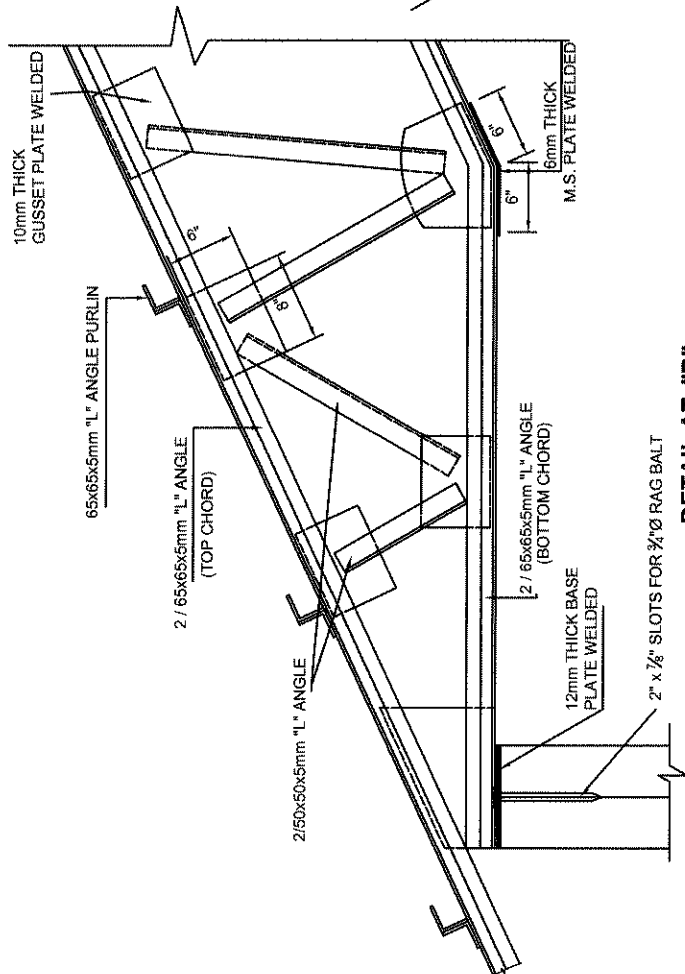
1. SPAN OF TRUSS - 40'-0"
2. SPACING OF TRUSS - 15'-0"
3. ROOF COVERING - ASBESTOS SHEETS
4. CEILING - LIGHT WEIGHT MATERIAL
5. THICKNESS OF WELDING -20mm (3/4")
6. MINIMUM LENGTH OF WELDING -50mm (2")
7. DOUBLE ANGLES TOP AND BOTTOM CHORDS TO SPOT WELDED AT TOP AND BOTTOM OF CHORD AT 2'-0" CENTERS STAGGERED
8. PURLING
 - (i). 65X65X5mm ANGLE IRON
 - (ii). MAXIMUM SPACING -6'-0"



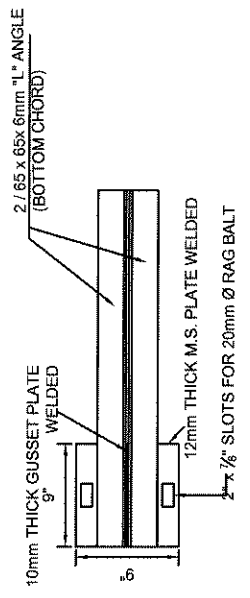
PLAN

DETAIL OF FIXING PURLIN

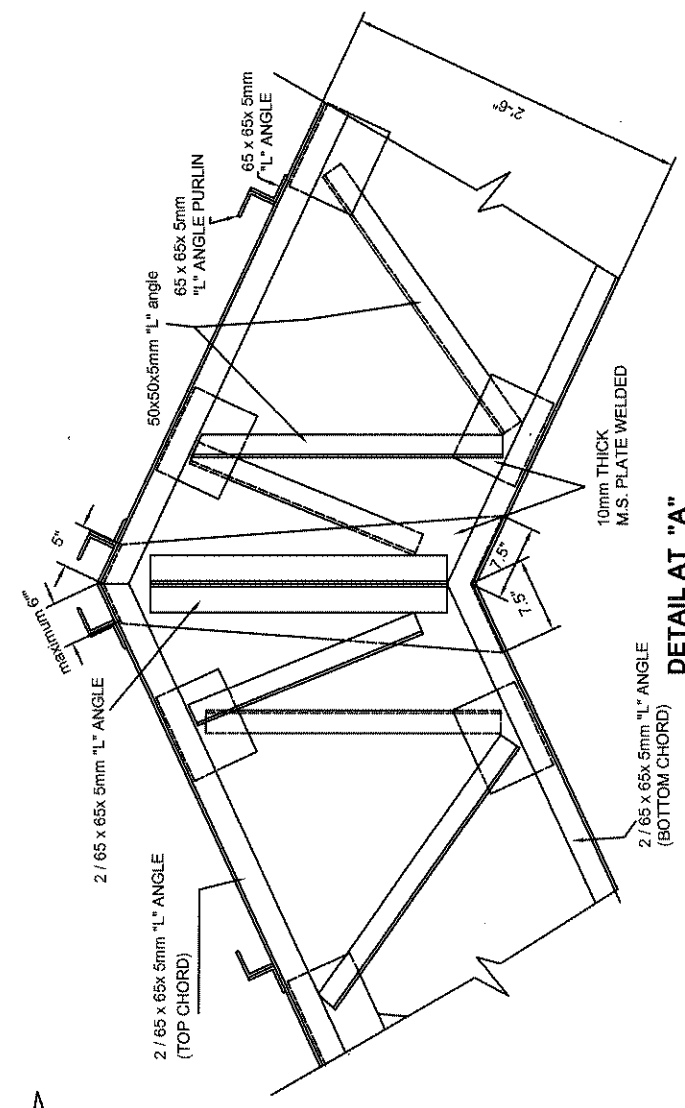
DEPARTMENT OF ENGINEERING SERVICES, CENTRAL PROVINCIAL COUNCIL.	DRAWING TITLE: DETAIL OF WEB TRUSS -TYPE 5	DRG. NO.: CPC/CS/11/04/2018/TYPE-TR/05 (1) SCALE : NTS	DESIGNED BY: Eng. W.M.A. WICKRAMASINGHE CHECKED BY:	RECOMMENDED BY: APPROVED BY:
	BSR ITEM -J-004	DRAWN BY: NILMINI DATE : 01-11-2018	Eng. S.A.S.K. WIJESEKARA Deputy Provincial Director (Engineering Services) Department of Engineering Services Central Provincial Council Deputy Provincial Director (Engineering Services)	Eng. R. K. R. Seneviratne Provincial Director (Engineering Services) Department of Engineering Services No. 230/13, Provincial Director (Engineering Services)



DETAIL AT "B"



TYPICAL DETAIL OF BASE PLATE



DETAIL AT "A"

DEPARTMENT OF ENGINEERING SERVICES,
CENTRAL PROVINCIAL COUNCIL.

DRAWING TITLE:
DETAIL OF WEB TRUSS -TYPE 5

DESIGNED BY:
Eng. W.M.A. WICKRAMASINGHE

CHECKED BY:

RECOMMENDED BY:

Eng. S.A.S.K. WIJESEKARA
Deputy Provincial Director (Engineering Services)
Department of Engineering Services
Central Provincial Council,
GOVT. ENGINEERING COLLEGE,
KALINAYAKA,
SRI LANKA.

APPROVED BY:

Eng. R. K. R. Seneviratne
Provincial Director (Engineering Services)
Department of Engineering Services,
No. 230/3,
SRI LANKA.
PROVINCIAL DIRECTOR (ENGINEERING SERVICES)

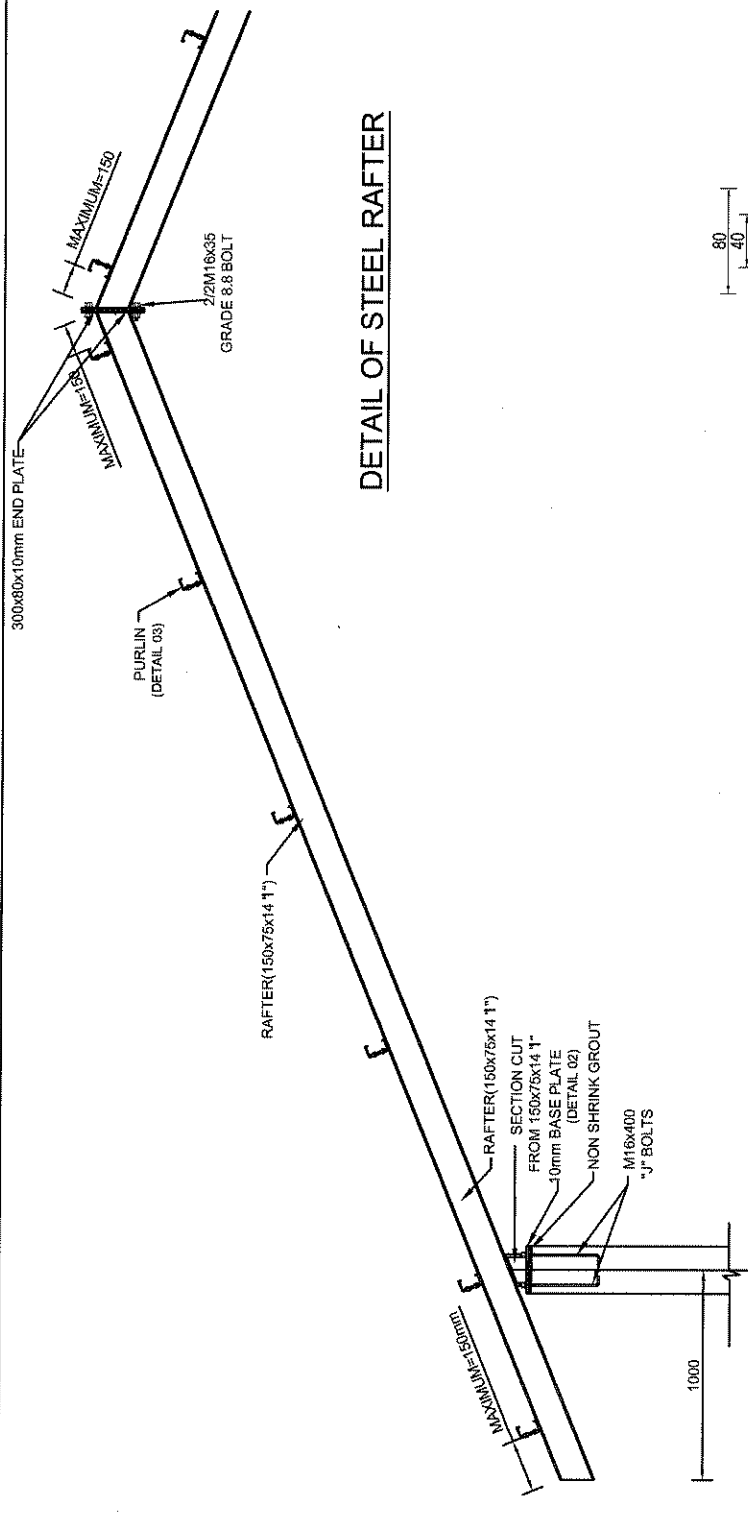
BSR ITEM -J-004

DRAWN BY: NILMINI
DATE : 01-11-2016

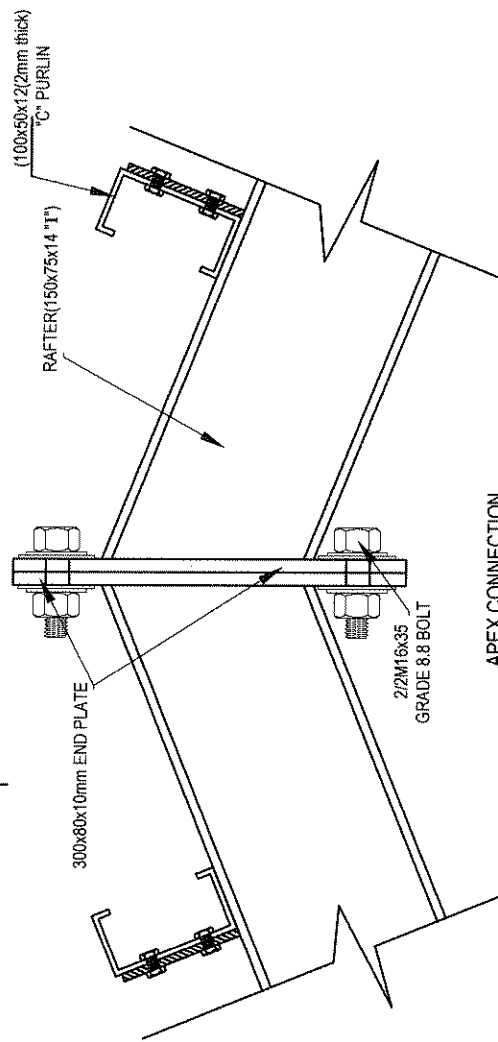
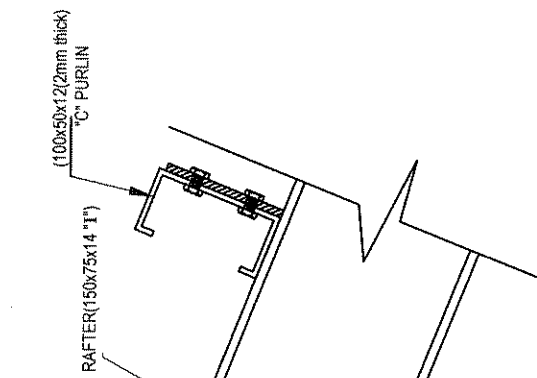
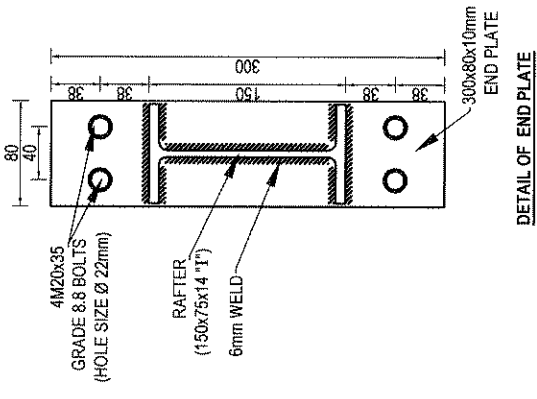
DRAWING NO.:
CPC/CS/11/04/2018/TYPE-TR/05 (ii)

SCALE : NTS

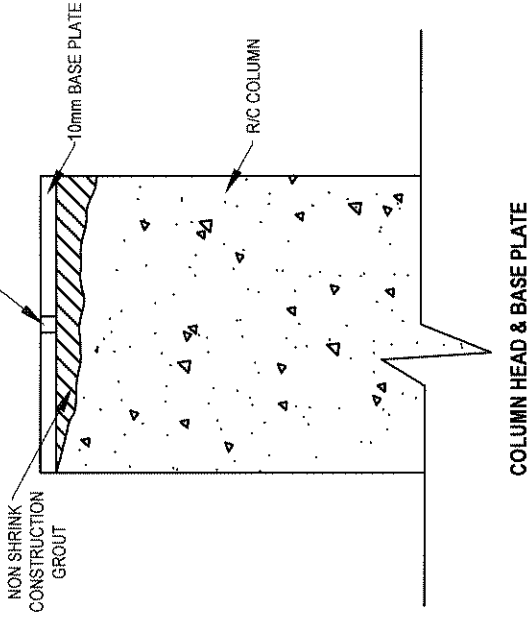
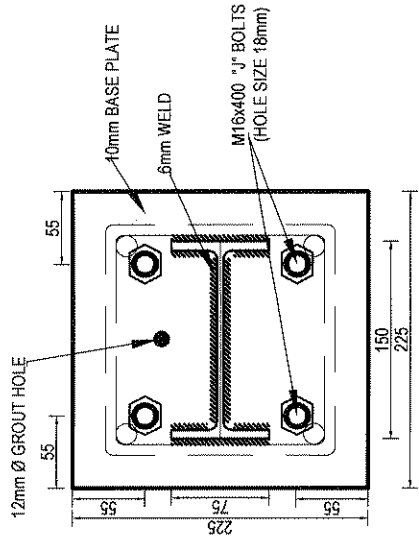
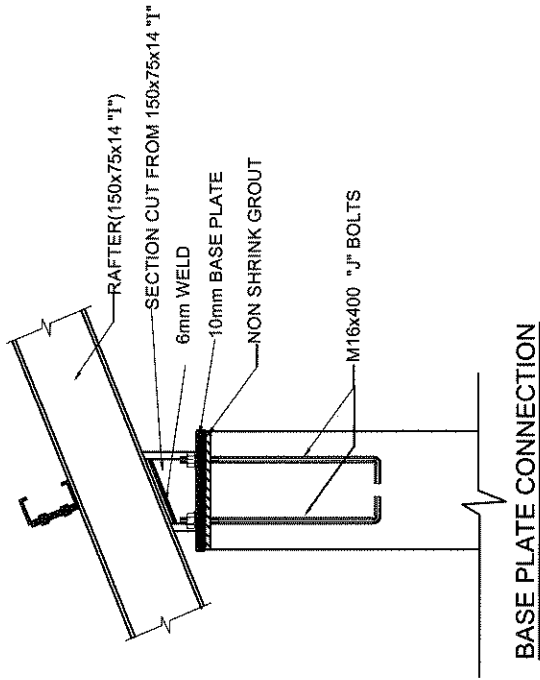
- NOTE**
1. RAFTER = 150x75x14 "I" SECTION
 2. SPAN OF TRUSS = 20'-0" - 30'-0"
 3. ≤15'0" SPACING OF TRUSS ≤ 20'0"
 4. ROOF COVERING = ZINC ALUMINIUM ALLOY COATED ROOFING SHEET
 5. CEILING = LIGHT WEIGHT MATERIAL
 6. PURLING (i) 100x50x12 (2mm) LIP CHANNEL (ii) MAXIMUM SPACING = 1200mm (FOR NORMAL SHEET) = 1500mm (FOR SANDWICH PANELS) = 600mm (FOR TILE PROFILE)
 7. GRADE 8.8 BOLTS TO BE USED.






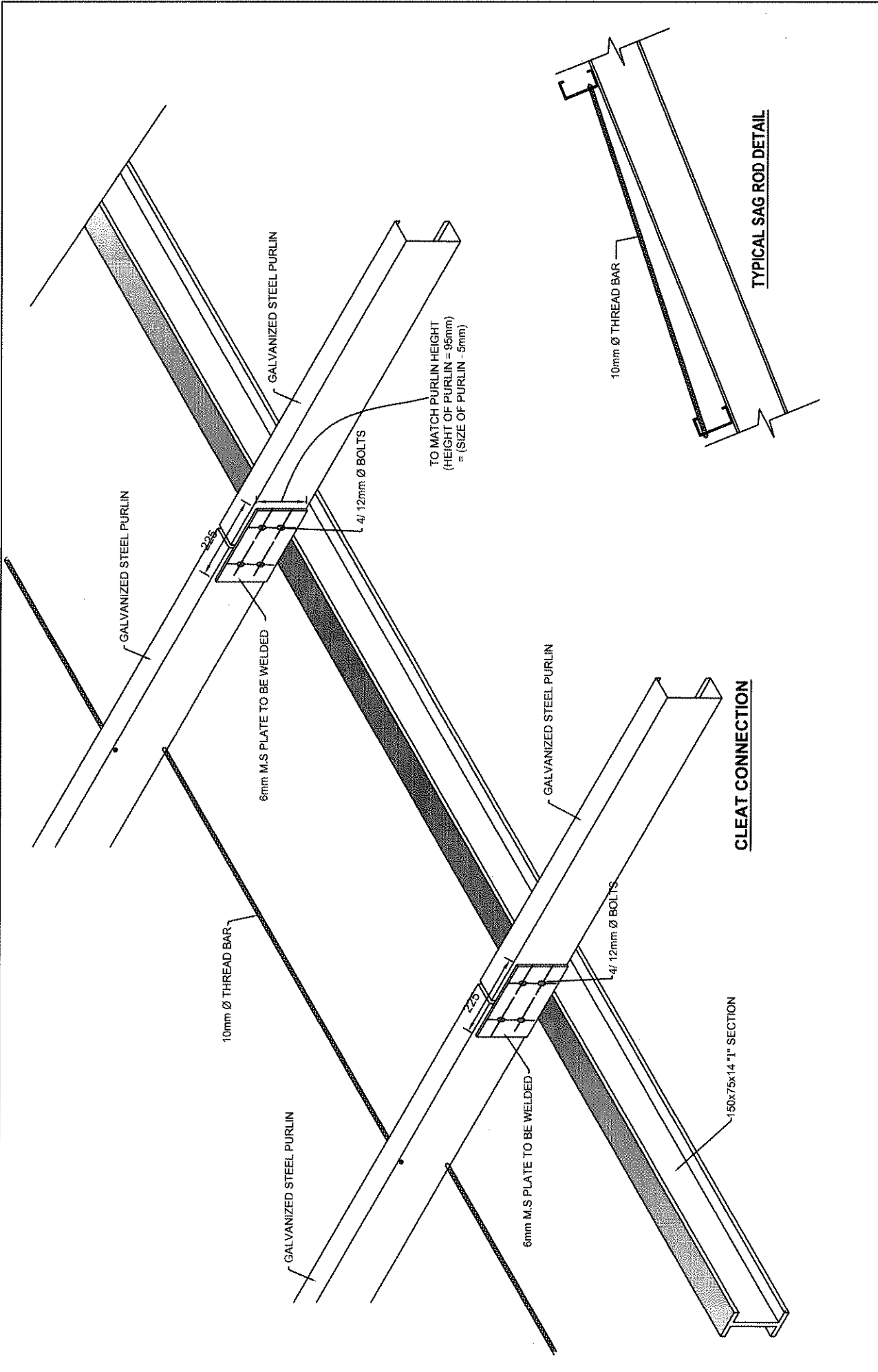
DETAIL OF STEEL RAFTER





DEPARTMENT OF ENGINEERING SERVICES CENTRAL PROVINCE, KANDY.	DRAWING TITLE: TYPE PLAN OF TRUSS FOR SPAN 20'-0" - 30'-0"	DRG NO CPC/CS/11/04/2018 / TYPE - ITR / 02 / 1	DESIGNED BY: Eng. W.M.A.WICKRAMASINGHE	RECOMMENDED BY: 	APPROVED BY:
	SCALE : NTS	DATE : 01.11.2018	DRAWN BY : AWANTHI	CHECKED BY: 	Eng. R. K. R. Sarathirathne Technical Director (Engineering Services) Department of Engineering Services, No. 27/1, Rajawadee Mawatha, Kandy, Central Province, Sri Lanka.
BSR NO : J - 005		DEPARTMENT OF ENGINEERING SERVICES CENTRAL PROVINCE, KANDY.			



DEPARTMENT OF ENGINEERING SERVICES CENTRAL PROVINCE, KANDY.	DRAWING TITLE: TYPE PLAN OF TRUSS FOR SPAN 20'-0" 30'-0" DETAIL DRAWING		DRG. NO. CPC/CS/11/04/2018/TYPE-ITR/02 / 2	DESIGNED BY: Eng. W.M.A. WICKRAMASINGHE	RECOMMENDED BY: 	APPROVED BY:  Eng. R. K. R. Jayathirath Provincial Director (Engineering Services) Department of Engineering Services, No. 27, Malwana Mawatha, S.M.R.D. Kandy.
	BSR NO : J - 005	SCALE : NTS	DRAWN BY : AWANTHI	CHECKED BY: 	Eng. S.A.S.K. WIJESINGHE Provincial Director (Engineering Services) Department of Engineering Services, No. 27, Malwana Mawatha, S.M.R.D. Kandy.	DATE : 01.11.2018

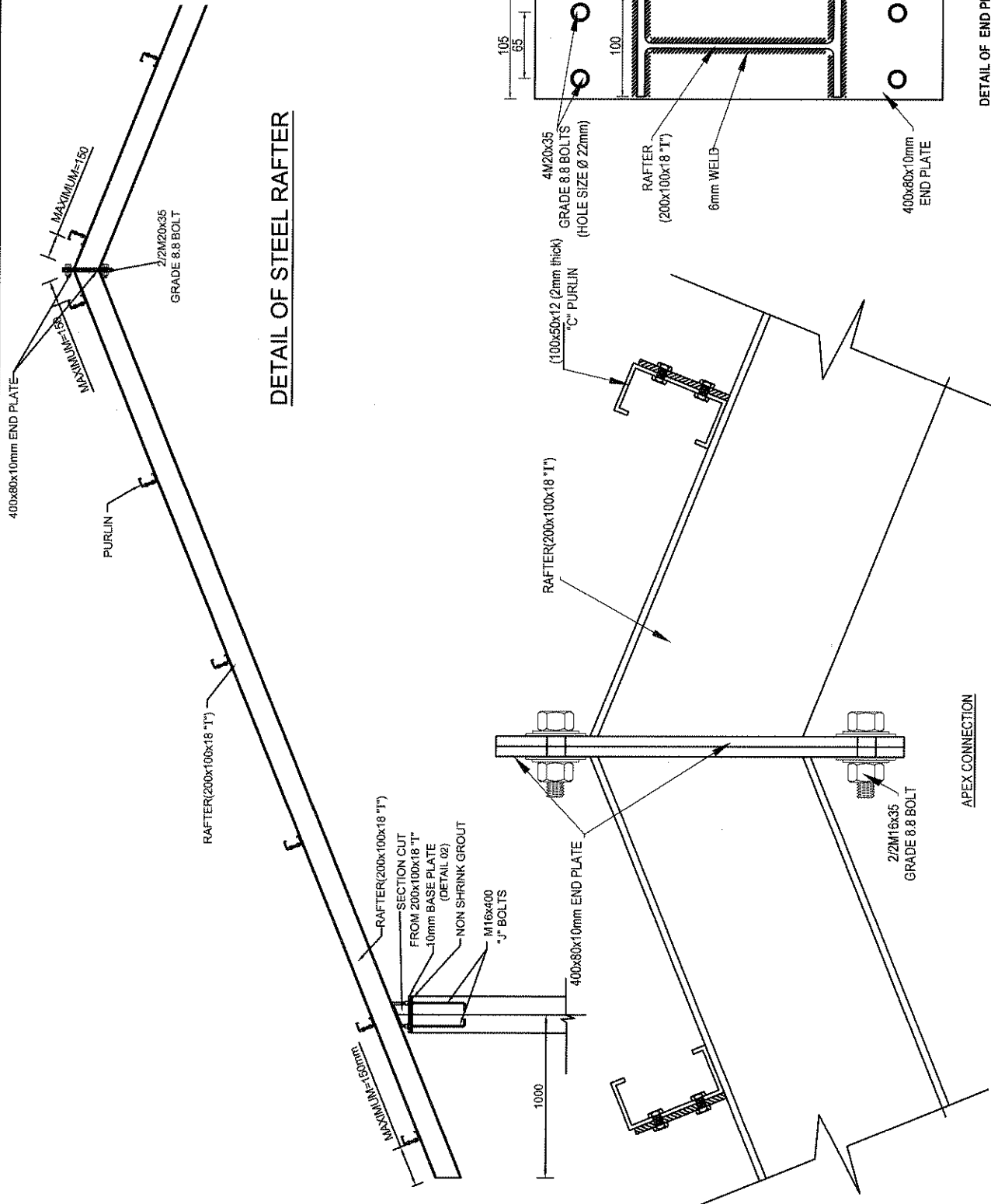


DEPARTMENT OF ENGINEERING SERVICES CENTRAL PROVINCE, KANDY.	DRAWING TITLE: TYPE PLAN OF TRUSS FOR SPAN 20'-0" - 30'-0"		DRG. NO. CPC/CSI/11/04/2018/TYPE-ITR/02/3	DESIGNED BY: Eng. W.M.A.WICKRAMASINGHE	RECOMMENDED BY: 	APPROVED BY: 
	DETAIL DRAWING		SCALE : NTS	CHECKED BY: Eng. S.A.S.K. WIJESINGHE <small>Special Director (Engineering Services) Department of Engineering Services, No. 27, Rajawadee Mawatha, S.M.R.D. Kandy, Central Province, Sri Lanka.</small>	No. 27 / 11 / 12 Eng. R. K. R. Sumanaratne <small>Special Director (Engineering Services) Department of Engineering Services, No. 27, Rajawadee Mawatha, S.M.R.D. Kandy, Central Province, Sri Lanka.</small>	
BSR NO : J - 005		DRAWN BY : AWANTHI	DATE : 01.11.2018			

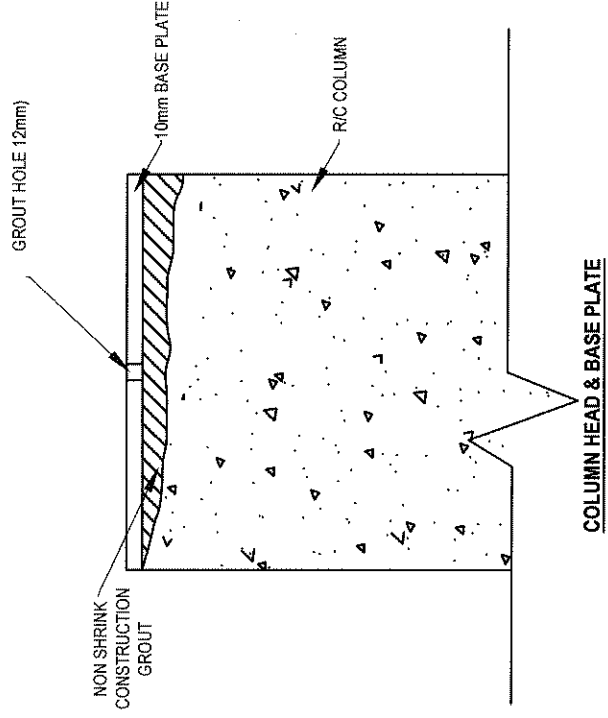
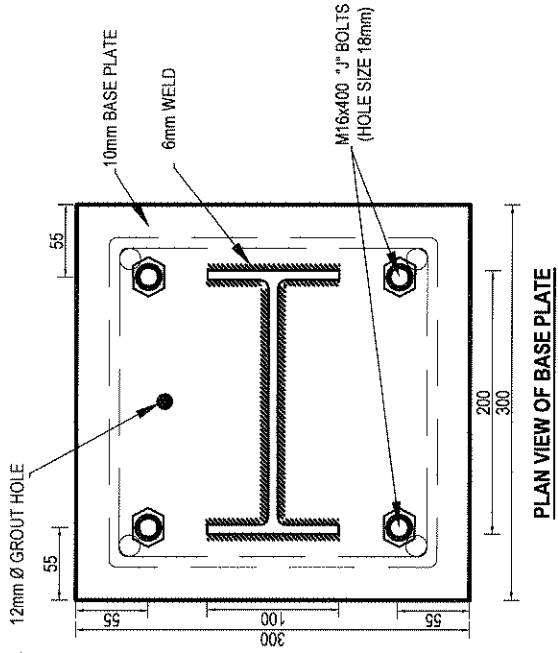
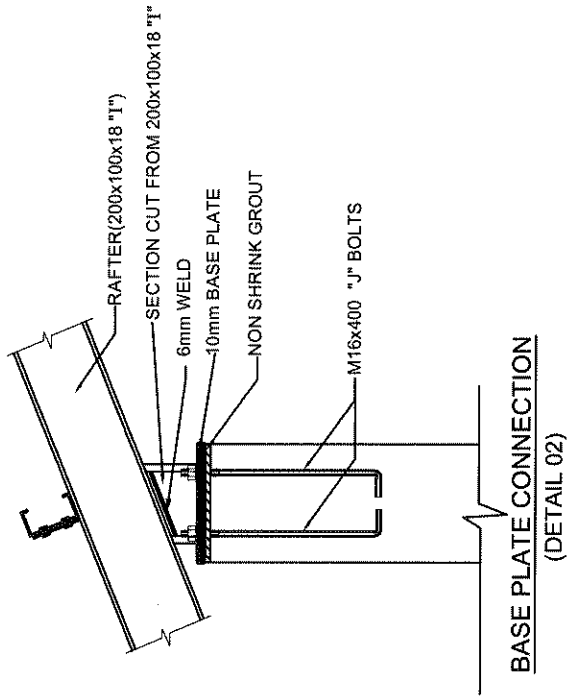
NOTE

1. RAFTER = 200x100x18 "I" SECTION
2. SPAN OF TRUSS = 30'0" - 40'0"
3. 15'0" ≤ SPACING OF TRUSS ≤ 20'0"
4. ROOF COVERING = ZINC ALUMINIUM ALLOY COATED ROOFING SHEET
5. CEILING = LIGHT WEIGHT MATERIAL
6. PURLING
 - (i) 100x50x12 (2mm) LIP CHANNEL
 - (ii) MAXIMUM SPACING = 1200mm (FOR NORMAL SHEET)
= 1500mm (FOR SANDWICH PANELS)
= 600mm (FOR TILE PROFILE)
7. GRADE 8.8 BOLTS TO BE USED.

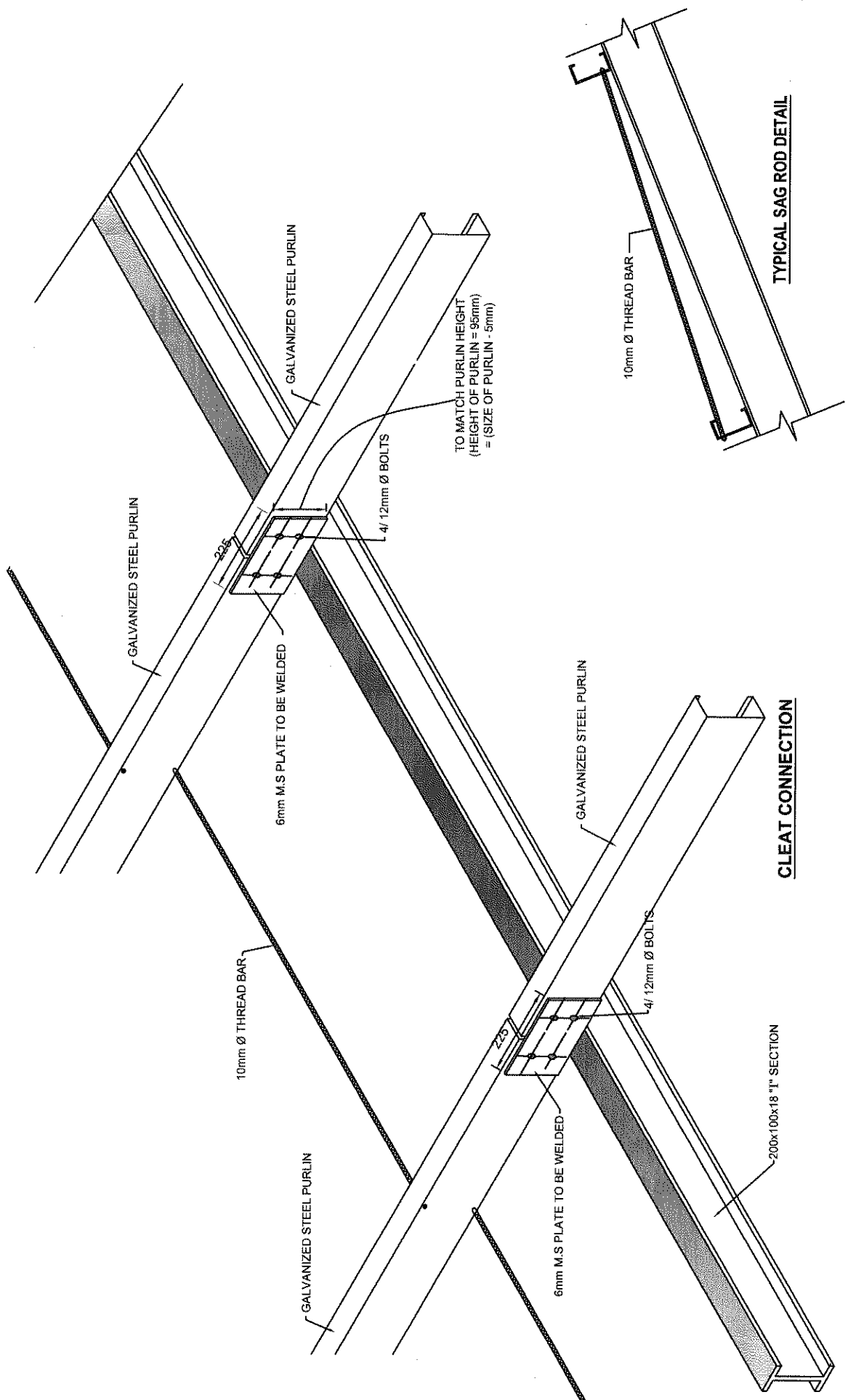
DETAIL OF STEEL RAFTER



DEPARTMENT OF ENGINEERING SERVICES CENTRAL PROVINCE, KANDY.	DRAWING TITLE: TYPE PLAN OF TRUSS FOR SPAN 30'-0" - 40'-0"		DRG. NO. CPC/CS/11/04/2018 /TYPE - ITR /04 / 1		DESIGNED BY: Eng. W.M.A.WICKRAMASINGHE		APPROVED BY: Eng. R. K. R. Sathirathna Provincial Director (Engineering Services) Department of Engineering Services, No. 27A, "The Arcade" Kandy, Sri Lanka. S.M.R.D.	
	SCALE : NTS		DATE : 01.11.2018		CHECKED BY: Eng. S.A.S.K. WIJESERANA Deputy Provincial Director (Engineering Services)		RECOMMENDED BY: Eng. S.A.S.K. WIJESERANA Deputy Provincial Director (Engineering Services)	
BSR NO : J - 006		DRAWN BY : AWANTHI		DATE : 01.11.2018		DETAIL OF END PLATE		

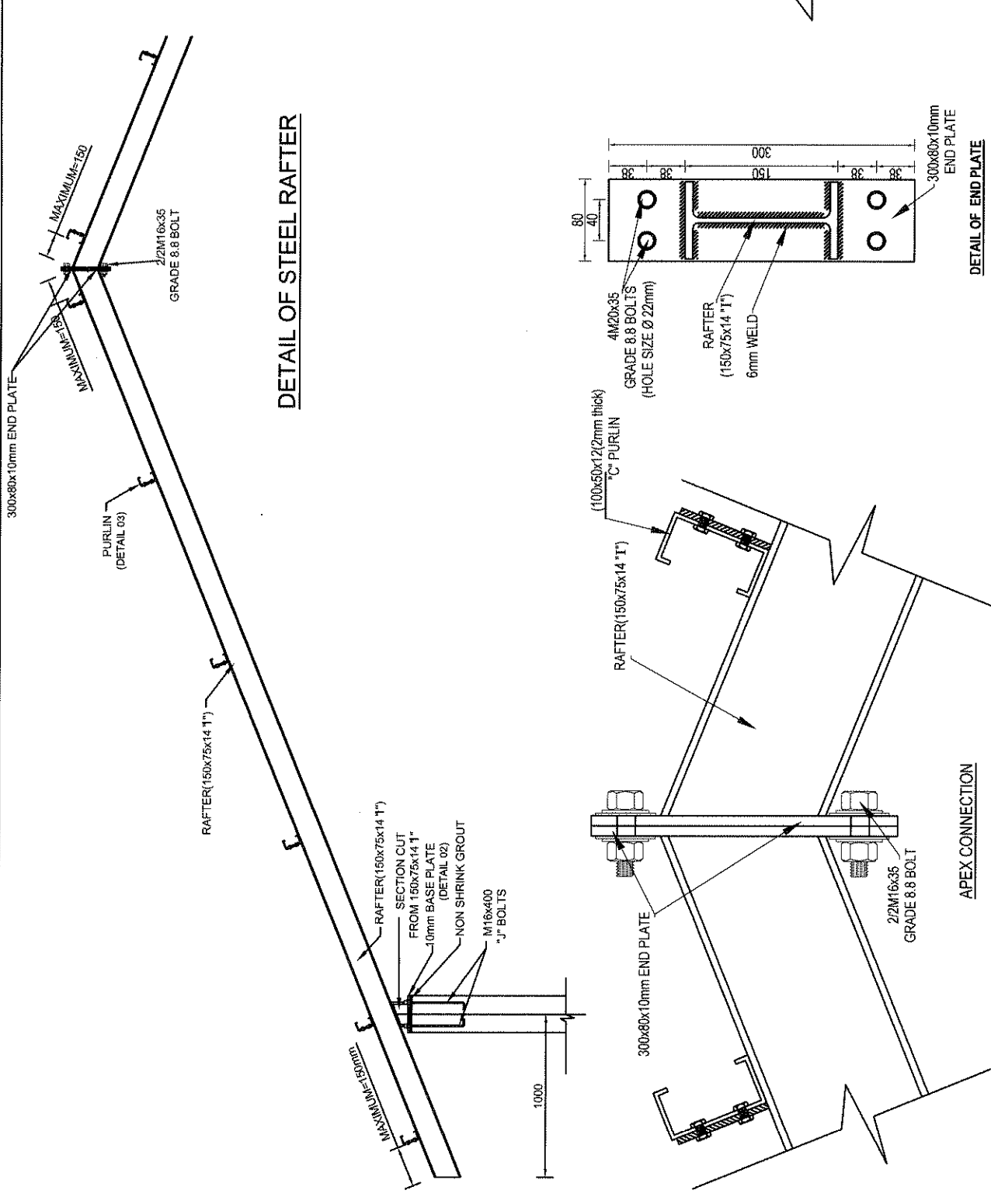


DEPARTMENT OF ENGINEERING SERVICES CENTRAL PROVINCE, KANDY.	DRAWING TITLE: TYPE PLAN OF TRUSS FOR SPAN 30'-0"-40'-0" DETAIL DRAWING		DRG. NO. : CPC /CS/ 11/04 /2018 / TYPE - ITR /04 /2		DESIGNED BY: Eng. W.M.A.WICKRAMASINGHE		RECOMMENDED BY: 		APPROVED BY: Eng. R. K. R. Sathyanarath Principal Director (Engineering Services) Department of Engineering Services No. 277, "Nimesha" S.M.R.D. ENGINEERING SERVICES	
	BSR NO : J-006		SCALE : NTS	DRAWN BY : AWANTHI	CHECKED BY: Eng. S.A.S.K. WIJESINGHE Deputy Principal Director (Engineering Services) Department of Engineering Services	DATE : 01.11.2018				



DEPARTMENT OF ENGINEERING SERVICES CENTRAL PROVINCE, KANDY.	DRAWING TITLE: TYPE PLAN OF TRUSS FOR SPAN 30'-0" x 40'-0"		DRG NO: CPC/CS/11/04/2018 / TYPE - ITR / 04 / 3		DESIGNED BY: Eng. W.M.A.WICKRAMASINGHE	RECOMMENDED BY: ENG. S.A.S.K. WIJESINGHE Principal Director (Engineering Services) Department of Engineering Services	APPROVED BY: Eng. R. K. R. Sathurathna Technical Director (Engineering Services) Department of Engineering Services
	SCALE : NTS		DRAWN BY : AWANTHI				
BSR NO : J - 006		DATE : 01.11.2018		S.W.R.D. DEPARTMENT OF ENGINEERING SERVICES			

- NOTE**
1. RAFTER = 150x75x14 "I" SECTION
 2. SPAN OF TRUSS = 20'-0" - 30'-0"
 3. SPACING OF TRUSS ≤ 150'
 4. ROOF COVERING = ZINC ALUMINIUM ALLOY COATED ROOFING SHEET
 5. CEILING = LIGHT WEIGHT MATERIAL
 6. PURLING
 - (i) 100x50x12 (2mm) LIP CHANNEL
 - (ii) MAXIMUM SPACING = 1200mm (FOR NORMAL SHEET) = 1500mm (FOR SANDWICH PANELS) = 600mm (FOR TILE PROFILE)
 7. GRADE 8.8 BOLTS TO BE USED.



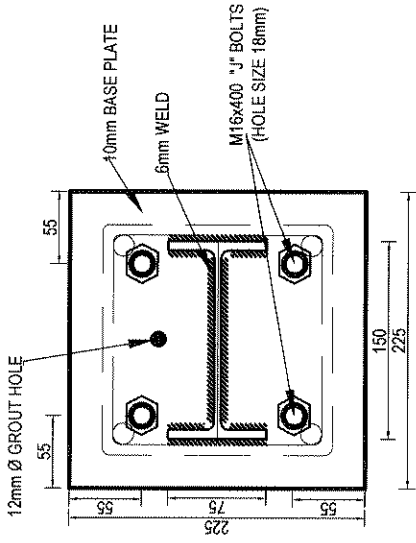
DETAIL OF STEEL RAFTER

DETAIL OF CLEAT (DETAIL 03)

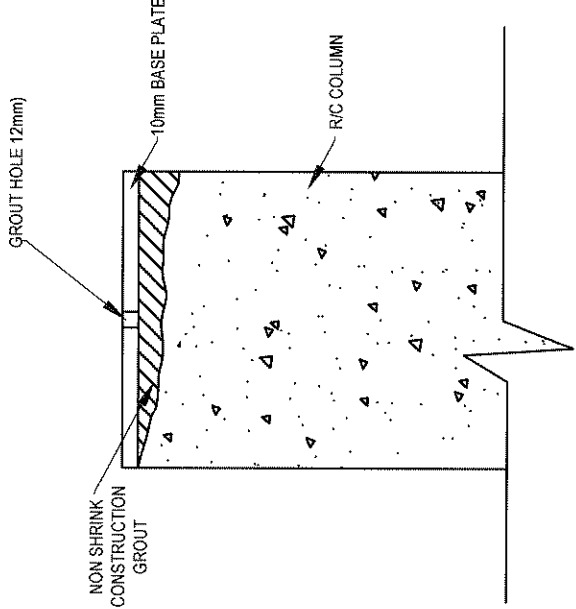
DETAIL OF END PLATE

APEX CONNECTION

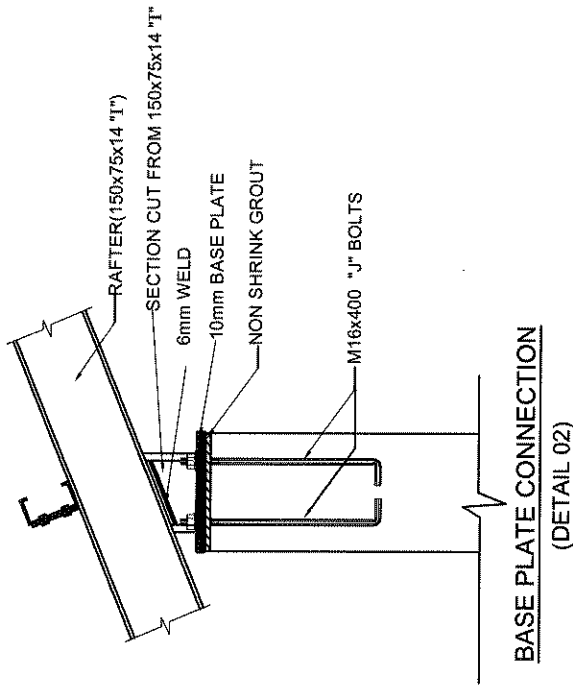
DEPARTMENT OF ENGINEERING SERVICES CENTRAL PROVINCE, KANDY.	DRAWING TITLE: TYPE PLAN OF TRUSS FOR SPAN 20'-0" - 30'-0"	DRG. NO CPC/CS/11/04/2018 / TYPE - ITR/01/1	DESIGNED BY: Eng. W.M.A.WICKRAMASINGHE	APPROVED BY: Eng. R. K. R. Jayatharaka Provincial Director (Engineering Services) Department of Engineering Services, Kandy, Central Province, Sri Lanka.
	SCALE : NTS	TYPE : ITR/01/1	CHECKED BY: Eng. S. S. S. K. WIJESINGHE Provincial Director (Engineering Services) Department of Engineering Services, Kandy, Central Province, Sri Lanka.	RECOMMENDED BY: Eng. S. S. S. K. WIJESINGHE Provincial Director (Engineering Services) Department of Engineering Services, Kandy, Central Province, Sri Lanka.
BSR NO : J - 007	DRAWN BY : AWANTHI	DATE : 01.11.2018	BSR NO : J - 007	BSR NO : J - 007



PLAN VIEW OF BASE PLATE



COLUMN HEAD & BASE PLATE

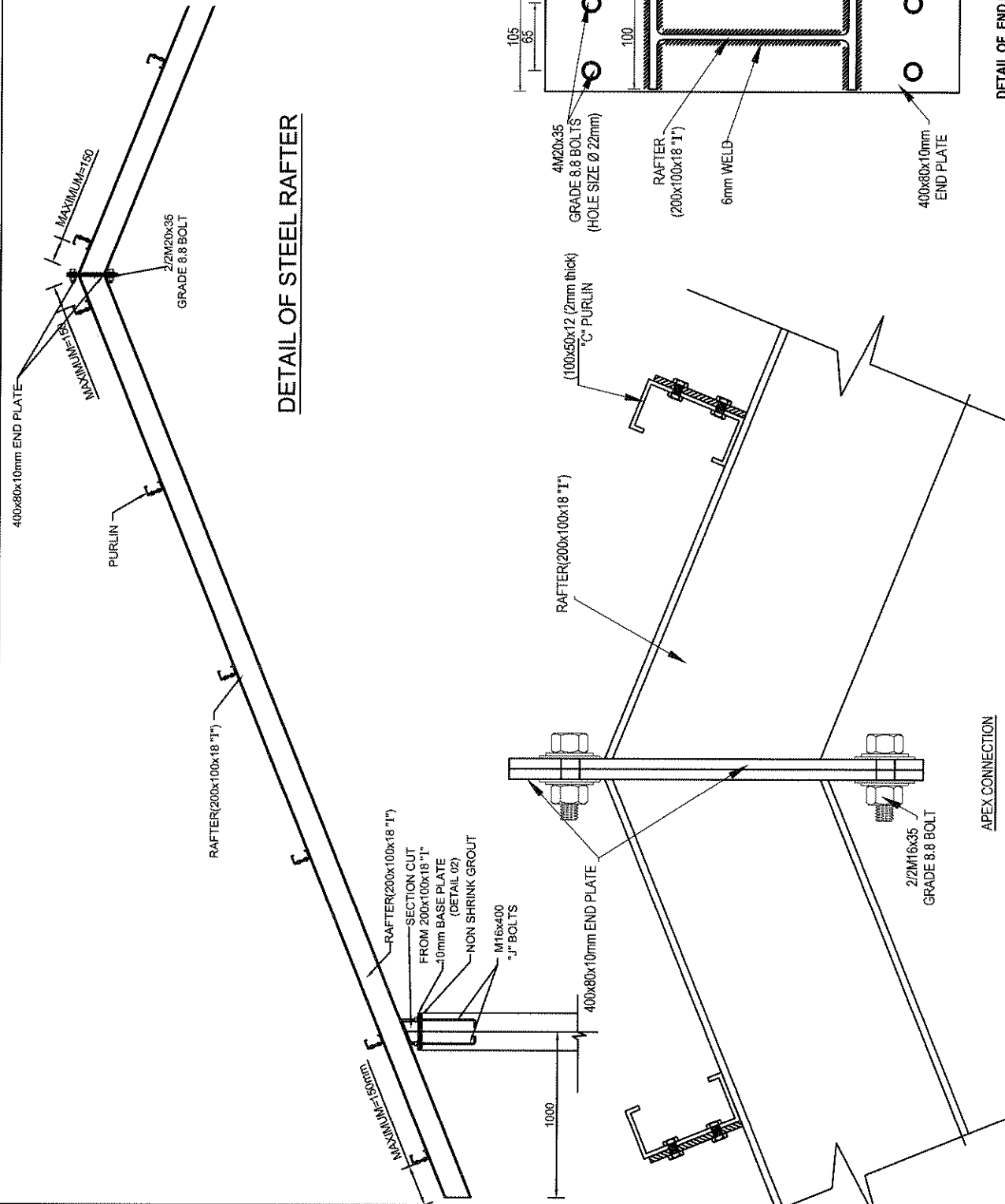


**BASE PLATE CONNECTION
(DETAIL 02)**

DEPARTMENT OF ENGINEERING SERVICES CENTRAL PROVINCE, KANDY.	DRAWING TITLE: TYPE PLAN OF TRUSS FOR SPAN 20'-0"-30'-0" DETAIL DRAWING	DRG. NO. CPC/CS/11/04 / 2018 / TYPE - ITR/01/2	DESIGNED BY: Eng. W.M.A.WICKRAMASINGHE	RECOMMENDED BY: 	APPROVED BY:
	BSR NO : J-007	SCALE : NTS DRAWN BY : AWANTHI DATE : 01.11.2018	CHECKED BY: 	Eng. R. K. R. Sanjivathilaka Provincial Director (Engineering Services) Department of Engineering Services No. 27, Rajapaya Road, S.W.P.O. KANDY CENTRAL PROVINCE, SRI LANKA	

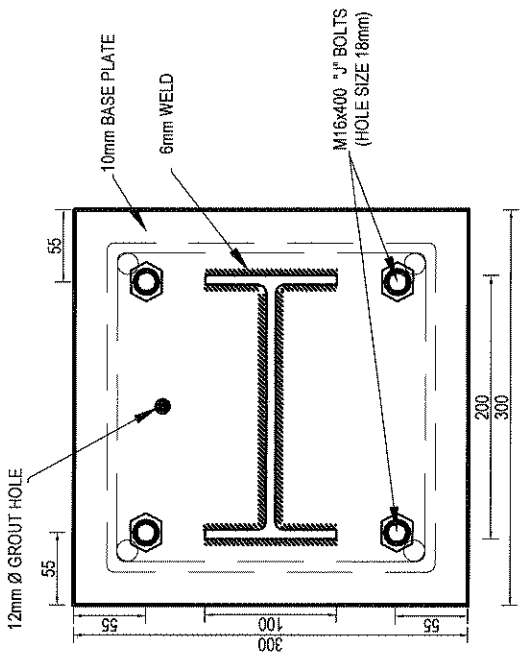
- NOTE**
1. RAFTER = 200x100x18 "I" SECTION
 2. SPAN OF TRUSS = 30'-0" - 40'-0"
 3. SPACING OF TRUSS ≤ 15'0"
 4. ROOF COVERING = ZINC ALUMINIUM ALLOY COATED ROOFING SHEET
 5. CEILING = LIGHT WEIGHT MATERIAL
 6. PURLING (i) 100x50x12 (2mm) LIP CHANNEL (ii) MAXIMUM SPACING = 1200mm (FOR NORMAL SHEET) = 1500mm (FOR SANDWICH PANELS) = 800mm (FOR TILE PROFILE)
 7. GRADE 8.8 BOLTS TO BE USED.

DETAIL OF STEEL RAFTER

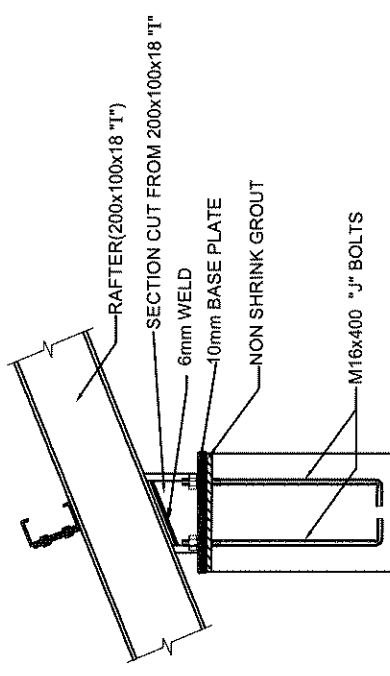


DETAIL OF END PLATE

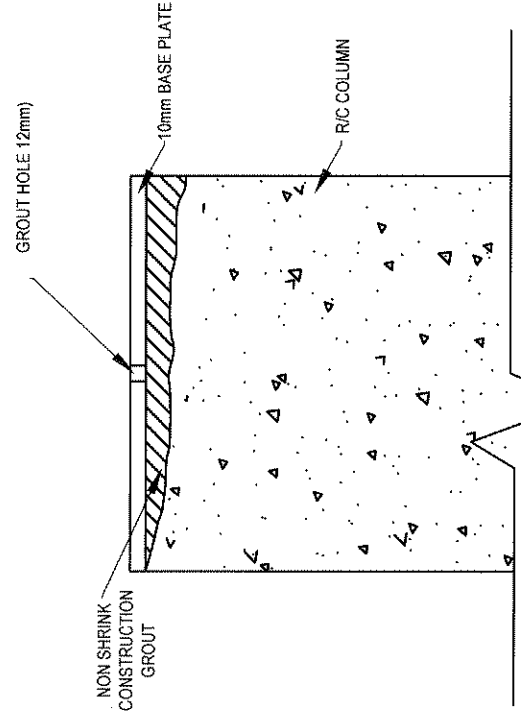
DEPARTMENT OF ENGINEERING SERVICES CENTRAL PROVINCE, KANDY.	DRAWING TITLE: TYPE PLAN OF TRUSS FOR SPAN 30'-0" - 40'-0"	DRG. NO. CPC/GS/11/04/2018 / TYPE - ITR / 03 / 1	DESIGNED BY: Eng. W.M.A. WICKRAMASINGHE	APPROVED BY: Eng. R. K. R. Seneviratne Provincial Director (Engineering Services) Department of Engineering Services, No. 22, Galle Road, Kandy, Central Province, Sri Lanka.
	SCALE : NTS	DATE : 01.11.2018	CHECKED BY: Eng. S.S.K. WIJESINGHE Provincial Director (Engineering Services)	RECOMMENDED BY: (Signature)
DETAIL DRAWING		BSR NO : J - 008		



PLAN VIEW OF BASE PLATE

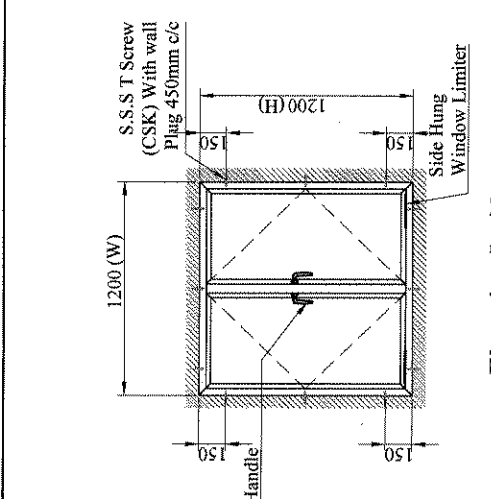
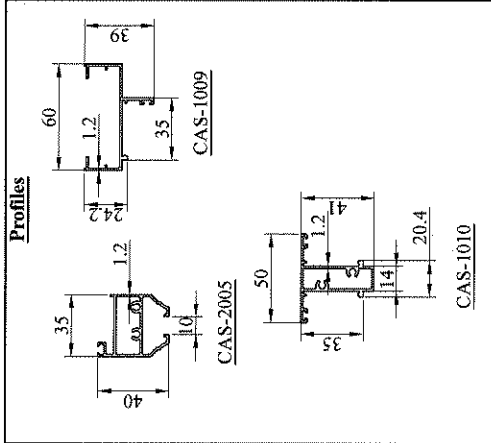


**BASE PLATE CONNECTION
(DETAIL 02)**

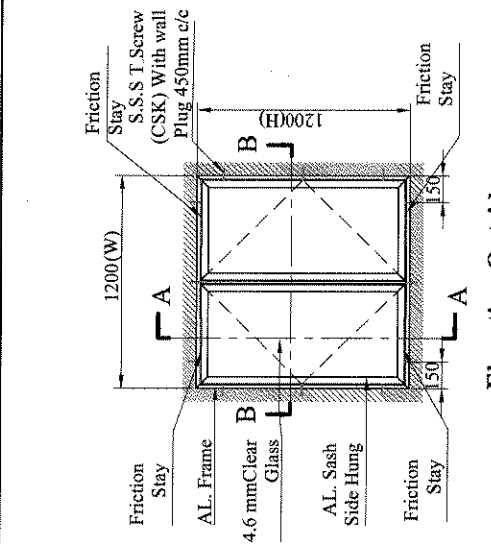


COLUMN HEAD & BASE PLATE

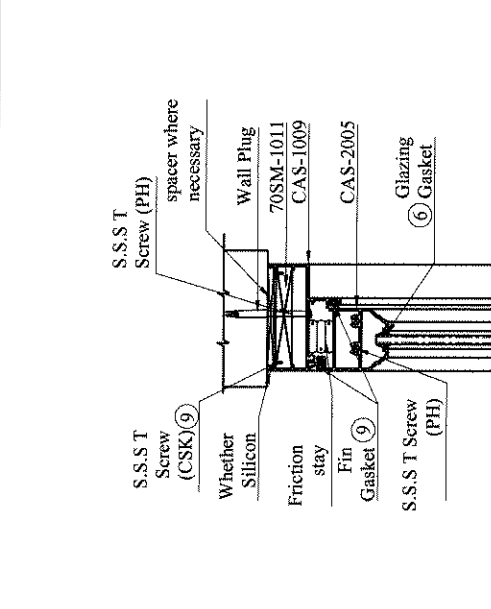
DEPARTMENT OF ENGINEERING SERVICES CENTRAL PROVINCE, KANDY.	DRAWING TITLE: TYPE PLAN OF TRUSS FOR SPAN 30'-0"-40'-0" DETAIL DRAWING	DRG NO: CPC/CS/11/04/2018/TYPE-ITR03/2	DESIGNED BY: Eng. W.M.A. WICKRAMSINGHE	RECOMMENDED BY: 	APPROVED BY:
	BSR NO : J-008	SCALE : NTS	CHECKED BY: Eng. S.S.K. WIJESINGHE <small>Regional Director (Engineering Services) Department of Engineering Services, No. 277, Rajapaksa Mawatha, S.M.R.O. ENGINEERING SERVICES</small>	No. 277, Rajapaksa Mawatha, S.M.R.O. ENGINEERING SERVICES	



Elevation Inside

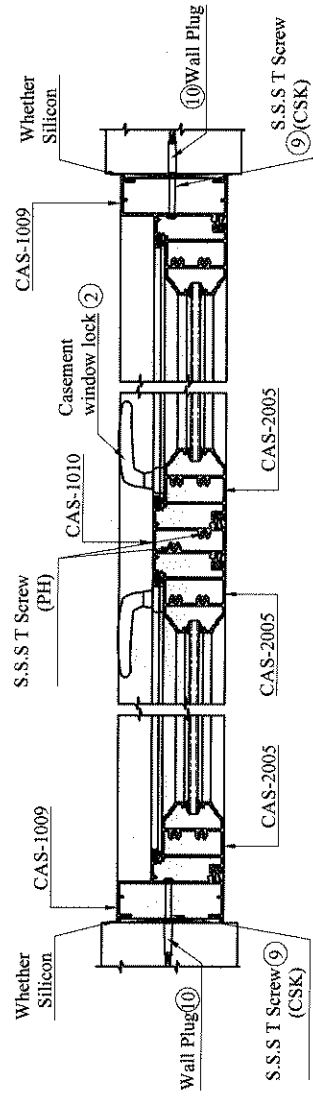


Elevation Outside



Section :- A-A

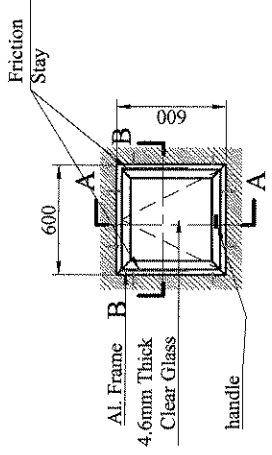
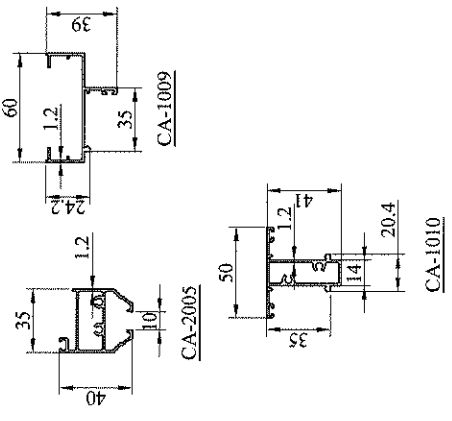
USED PROFILES CAN BE "ALCO" BRAND OR EQUIVALENT.



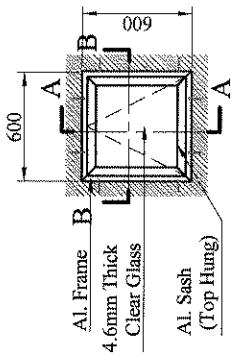
Section :- B-B

DEPARTMENT OF ENGINEERING SERVICES CENTRAL PROVINCE, KANDY	TYPE PLAN FOR 60 mm CASEMENT WINDOW DETAIL DRAWING BSR ITEM -	DRAWN BY: <i>K.M.A.</i> SCALE: 1/15 CHECKED BY: Eng. Y.M.C.N. YAPK Deputy Provincial Director (Engineering Services) Structural Design 230/B, S.W.R.D. Bandaranaikya Mawatha, Kandy.	DATE - 20/11/2024 APPROVED BY: Eng. R.M.A. W. Provincial Director (Engineering Services) Department of Engineering Service Central Province 230/B, S.W.R.D. Bandaranaikya Mawatha, Kandy.	DRG. NO.-CPC/CS/11/04/2024/TYPE-DW/01
------------------------------------------------------------------	----------------------------------------------------------------------------------	------------------------------------------------------------------------------------------------------------------------------------------------------------------------------------------------------------------	-----------------------------------------------------------------------------------------------------------------------------------------------------------------------------------------------------------------------	---------------------------------------

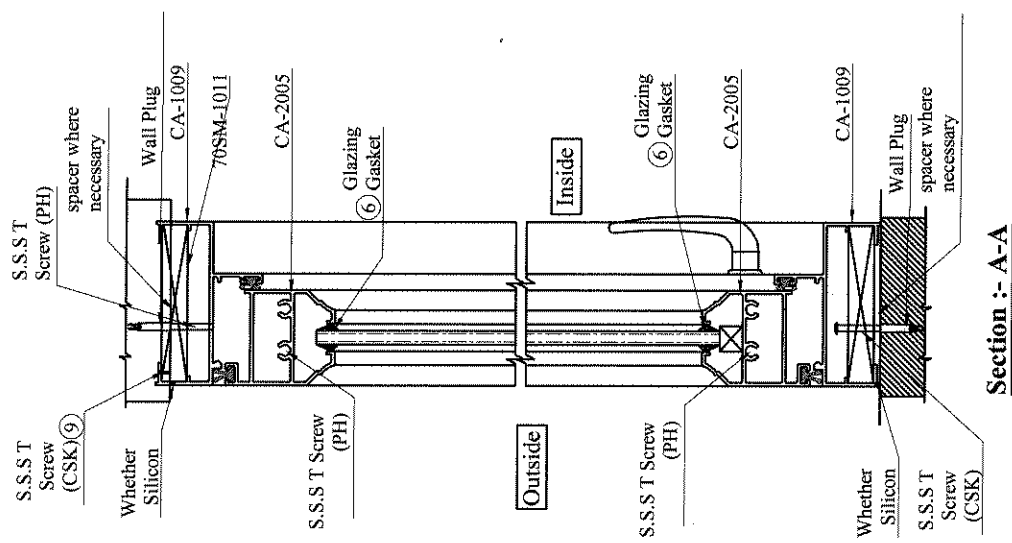
Profiles



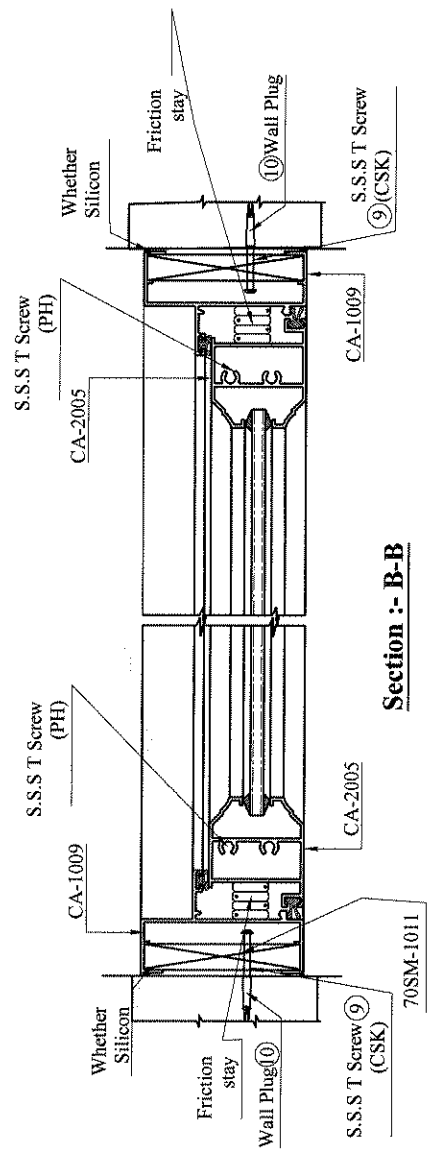
Elevation Of FL
Inside



Elevation Of FL
Outside



Section :- A-A

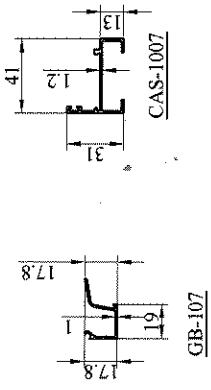


Section :- B-B

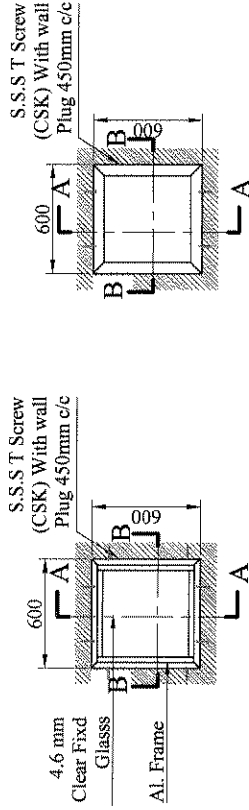
41mm 1.2thk Casement Window

DEPARTMENT OF ENGINEERING SERVICES CENTRAL PROVINCE, KANDY	TYPE PLAN FOR 41mm 1.2thk FANLIGHT	DRAWN BY: <i>Kamath</i> SCALE: NTS CHECKED BY:	DRG. NO.: OPC/CS/11/04/2024/TYPE-DW002 DATE: 20-11-2024 APPROVED BY:
	BSR ITEM - K-002/K-006	Eng. Y.M.C. Jayasinghe Deputy Provincial Director (Engineering Services) Structural Design	Eng. R.M.A. Wickramaratne Provincial Director (Engineering Services) Department of Engineering Service Central Province

Profiles

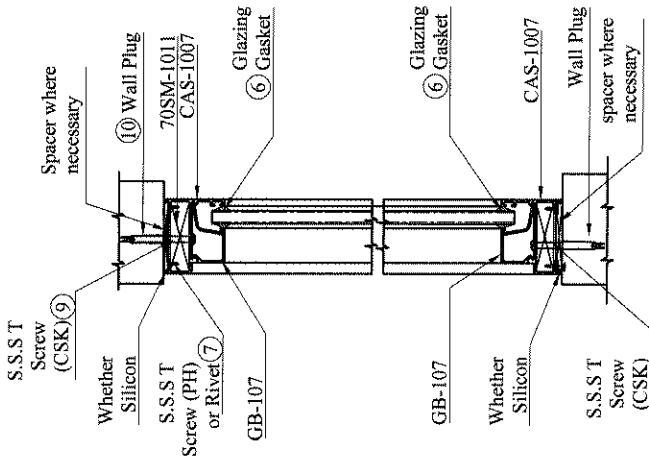


USED PROFILES CAN BE "ALCO" BRAND OR EQUIVALENT.

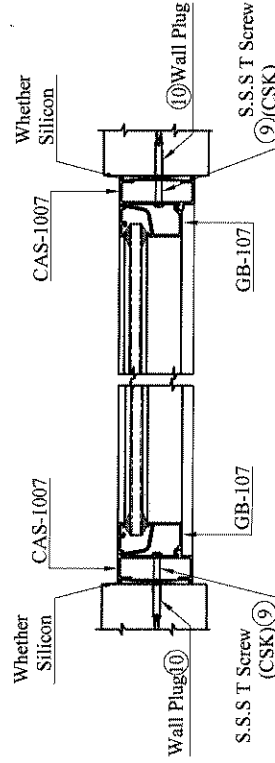


Elevation Inside

Elevation Outside



Section :- A-A



Section :- B-B

DEPARTMENT OF ENGINEERING SERVICES
CENTRAL PROVINCE,
KANDY

TYPE PLAN FOR
41mm 1.2thk
FIXED FANLIGHT
DETAIL DRAWING

BSR ITEM -
K-003/K-007

DRAWN BY: *Kumudika*
SCALE: NTS
DATE: 28-11-2024

CHECKED BY: *C.P.S.P.*

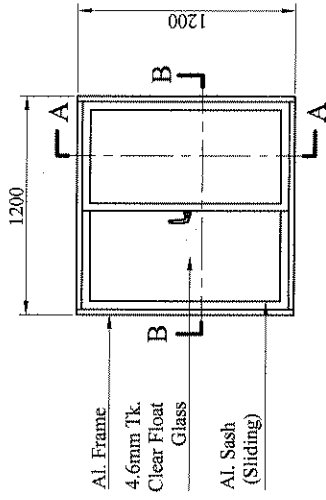
APPROVED BY: *Eng. R.M.A. Wijayarathne*
Provincial Director (Engineering Services)
Department of Engineering Services
Central Province (Engineering Services)

DRG. NO.-CPC/CS/11/04/2024/TYPE- DW/03

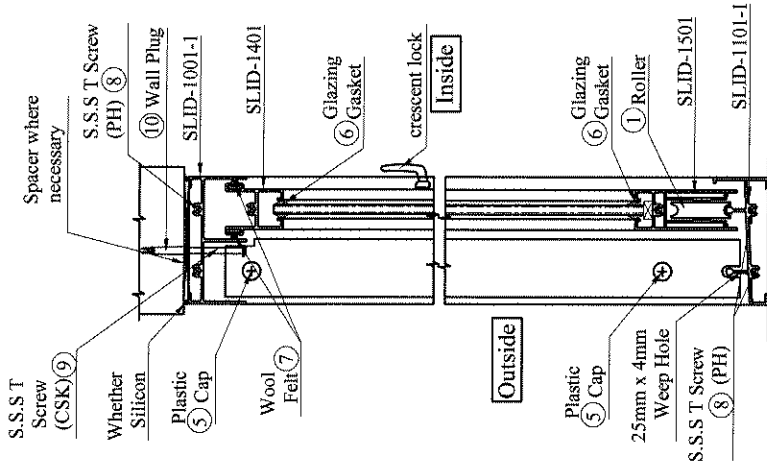
No. 2307, S.W.R.D. Bandaranayake Mawatha,
Kandy

USED SECTIONS
 SLID-1101-1, SLID-1201-1, SLID-1401, SLID-1501, SLID-1601A, SLID-1701A OR SIMILAR SECTIONS.

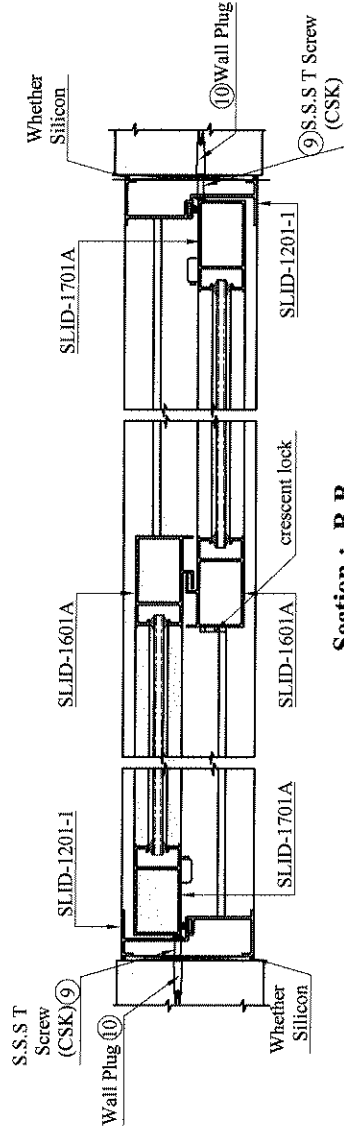
THESE SECTIONS CAN BE "ALCO" BRAND OR EQUIVALENT.



Elevation Of SW2



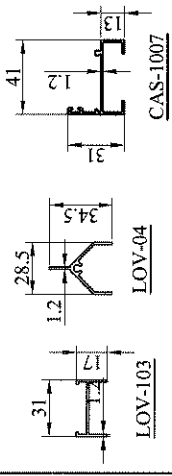
Section :- A-A



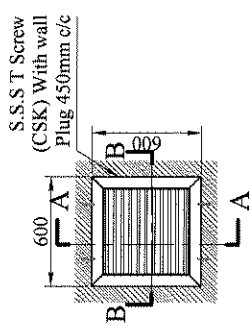
Section :- B-B

DEPARTMENT OF ENGINEERING SERVICES CENTRAL PROVINCE, KANDY	TYPE PLAN FOR 70mm Sliding Window DETAIL DRAWING BSR ITEM -	Eng. Y.M.C.N. Jayasinghe Japathy Provincial Director (Engineering Services) Structural Design Department of Engineering Services Central Province Kandy	Eng. R.M.A. Wijaya Provincial Director (Engineering Services) Department of Engineering Service Central Province Kandy	DRAWN BY: <i>Kamath</i> SCALE: NTS CHECKED BY: DATE: 20-11-2024	DRG. NO.-CPC/CS/11/04/2024(TYPE-DW/04) APPROVED BY:
------------------------------------------------------------------	----------------------------------------------------------------------	------------------------------------------------------------------------------------------------------------------------------------------------------------------------	------------------------------------------------------------------------------------------------------------------------------------	--------------------------------------------------------------------------	--------------------------------------------------------

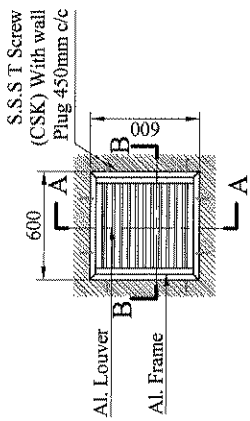
Profiles



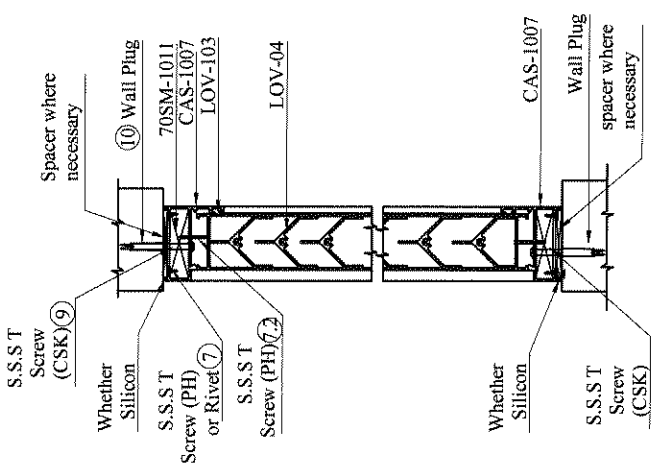
USED PROFILES CAN BE "ALCO" BRAND OR EQUIVALENT.



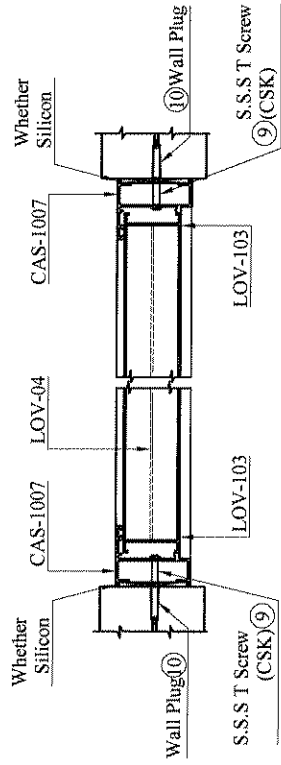
Elevation Inside



Elevation Outside

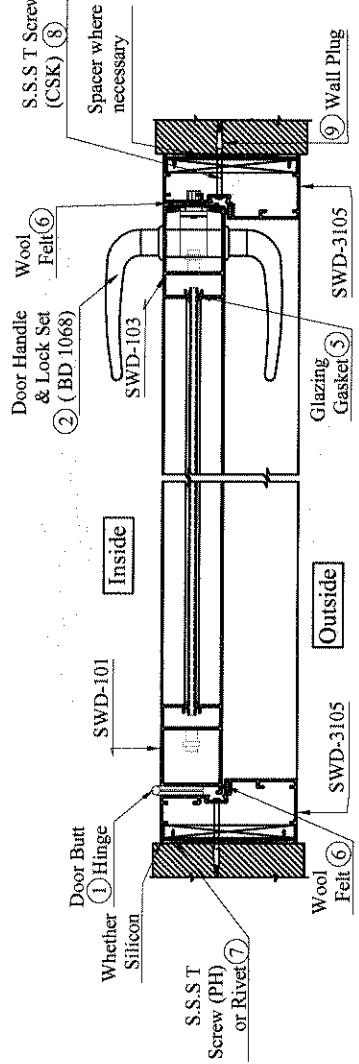
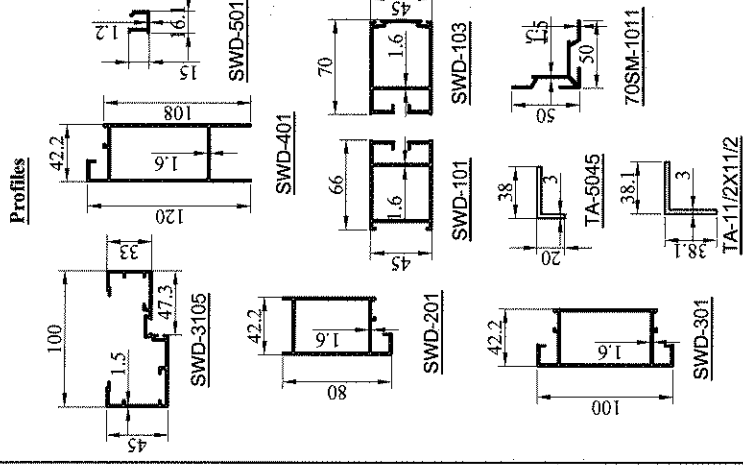
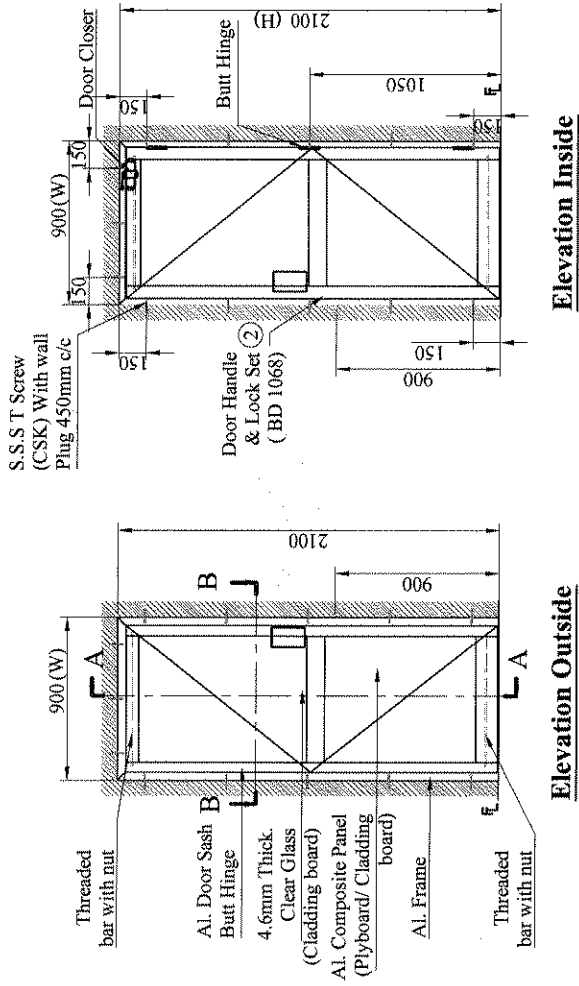
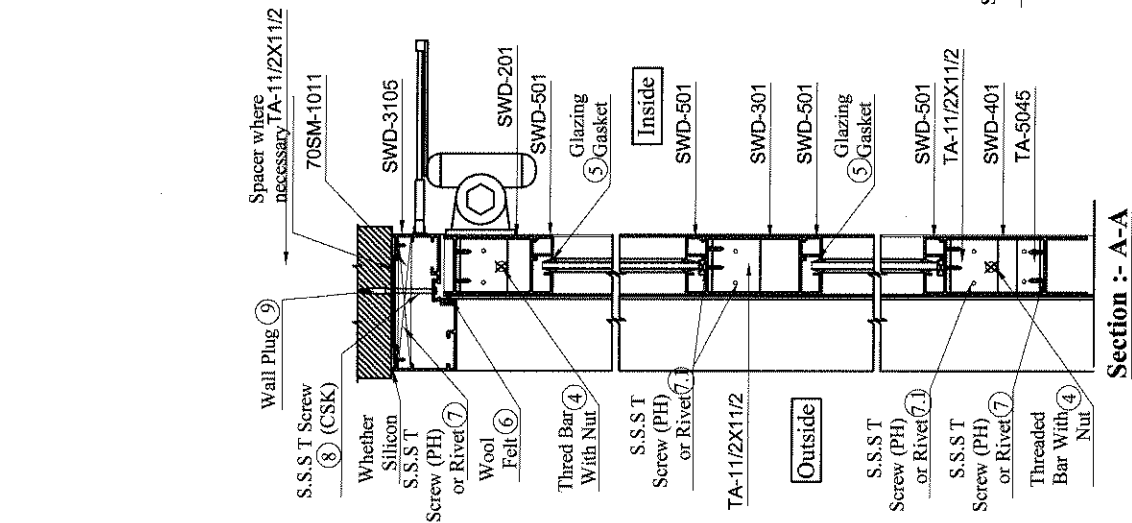


Section :- A-A



Section :- B-B

DEPARTMENT OF ENGINEERING SERVICES CENTRAL PROVINCE, KANDY	TYPE PLAN FOR 41mm 1.2thk LOUVER PANEL WINDOW DETAIL DRAWING		DRAWN BY: <i>Kamath</i> SCALE: NTS DATE: 20-11-2024	DRG. NO.: CPC/CS/11/04/2024/TYPEDWI/05
	BSR ITEM - K-009/K-010		CHECKED BY: Eng. Y.M.C. NAYAK Deputy Provincial Director (Engineering Services) Department of Engineering Services Structural Design 230/B, S.W.R.D. Bandaranavaka Mawatha BANDARANAYAKE KANDY	APPROVED BY: Eng. R.M.A. Wijayarathne Provincial Director (Engineering Services) Department of Engineering Services (ENGINEERING SERVICES) Central Province



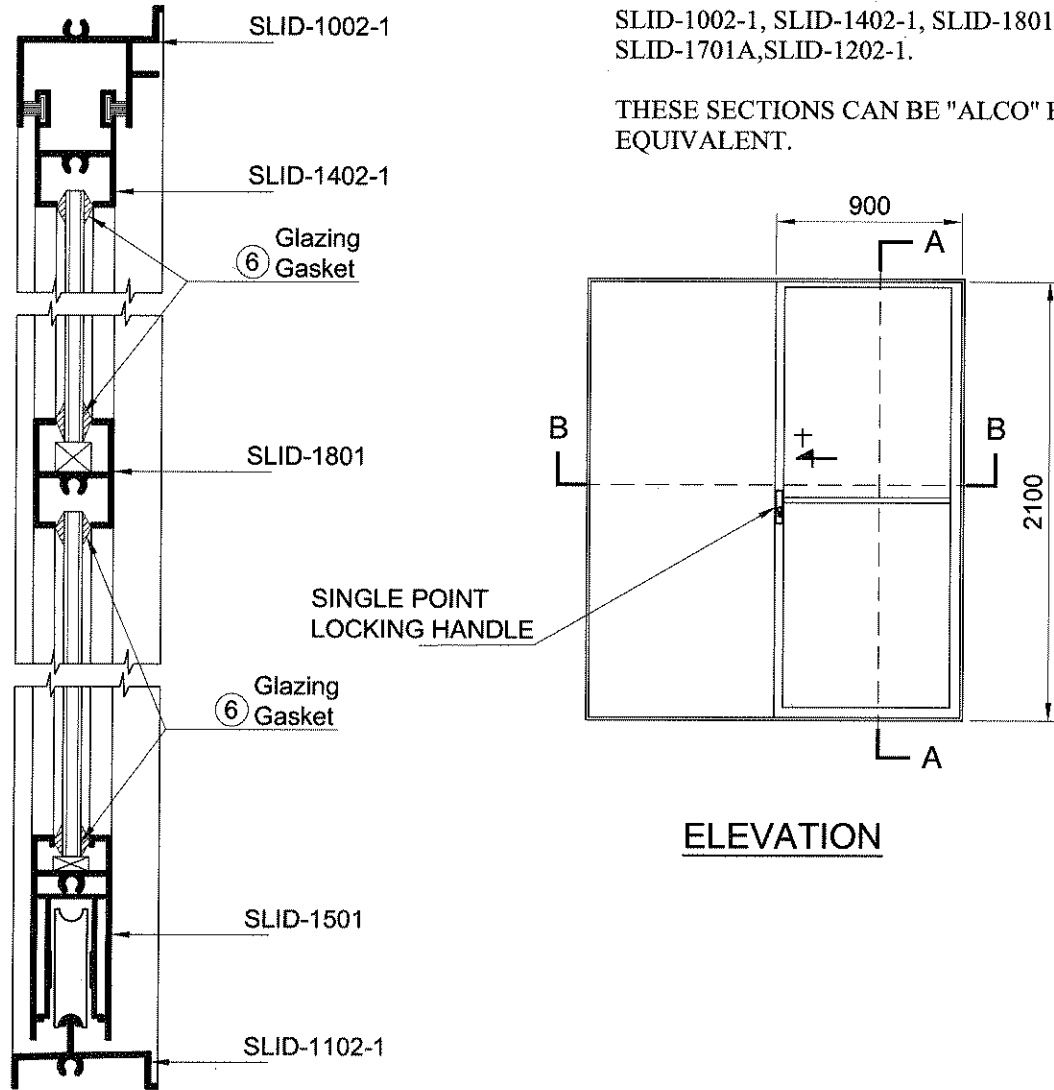
USED SECTIONS CAN BE "ALCO" BRAND OR EQUIVALENT.

DEPARTMENT OF ENGINEERING SERVICES CENTRAL PROVINCE, KANDY	TYPE PLAN FOR 100mm DOOR	DETAIL DRAWING	DATE : 28-11-2024	DRG. NO.-OP/CS/11/04/2024/TYPE-DW/06
BSR ITEM -	K-011/K-012/K-013 K-016/K-017/018	Checked By:	Checked By:	Approved By:
Eng. Y.M.C.N. Yaggyapa Deputy Provincial Director (Engineering Services) Structural Design	Eng. R.M.A. Wijayarathne Provincial Director (Engineering Services) Department of Engineering Services	Checked By:	Checked By:	Approved By:
K-011/K-012/K-013 K-016/K-017/018	Structural Design	Checked By:	Checked By:	Approved By:
230/5, S.W.R.D. Bandaranayaka Mawatha	Central Province Engineering Services	Checked By:	Checked By:	Approved By:

USED SECTIONS

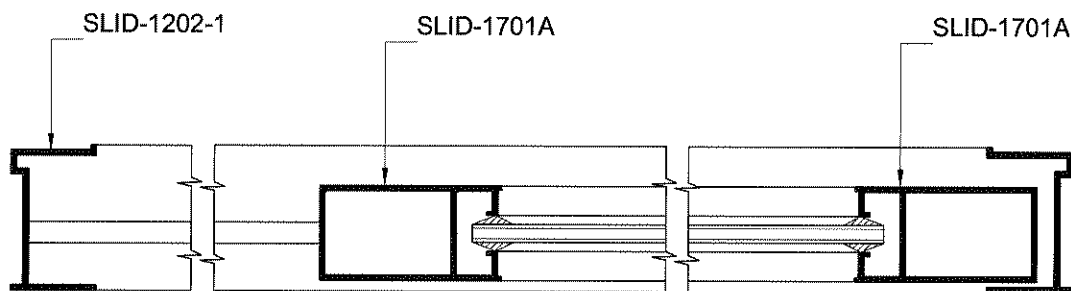
SLID-1002-1, SLID-1402-1, SLID-1801, SLID-1501, SLID-1701A, SLID-1202-1.

THESE SECTIONS CAN BE "ALCO" BRAND OR EQUIVALENT.



ELEVATION

SECTION :- A - A

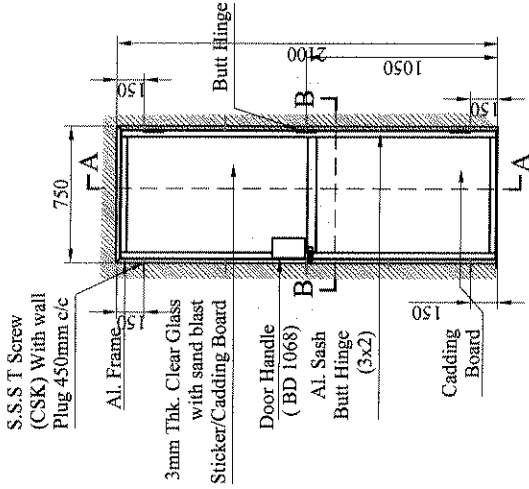


SECTION :- B - B

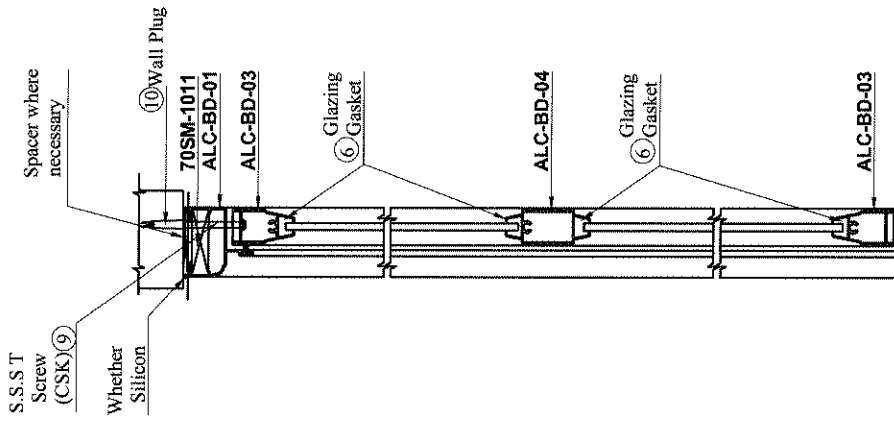
DEPARTMENT OF ENGINEERING SERVICES CENTRAL PROVINCE, KANDY	TYPE PLAN FOR SINGLE SLIDING DETAIL DRAWING	DRAWN BY- <i>Kanishka</i>	DRG. NO.-CPC/CS/11/04/2024/TYPE-SS/01
		SCALE- NTS	DATE - 20-11-2024
		CHECKED BY- <i>Y.M.C.N. Yapa</i>	APPROVED BY- <i>R.M.A. Wijyaratne</i>
		DEPUTY PROVINCIAL DIRECTOR (Engineering Services) Structural Design K-014/K-015/K-019/K-020 230/B, S.W.R.D. BANDARANAIRAKA DESIGN CENTRE Kandy	PROVINCIAL DIRECTOR (Engineering Services) Department of Engineering Service Central Province PROVINCIAL DIRECTOR (ENGINEERING SERVICES) 230/3, S.W.R.D. BANDARANAIRAKA DESIGN CENTRE Kandy

USED SECTIONS
 ALC-BD-01, ALC-BD-02, ALC-BD-03, ALC-BD-04 OR SIMILAR
 SECTIONS.

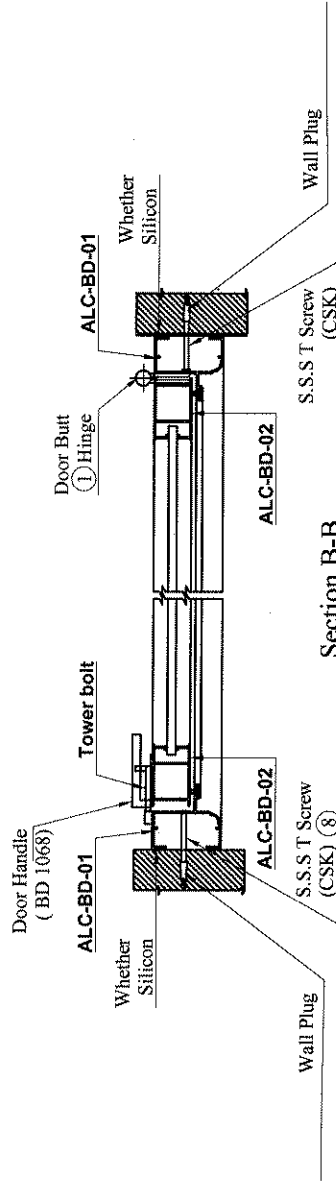
THESE SECTIONS CAN BE "ALCO" BRAND OR EQUIVALENT.



Elevation of Door
 (inside View)



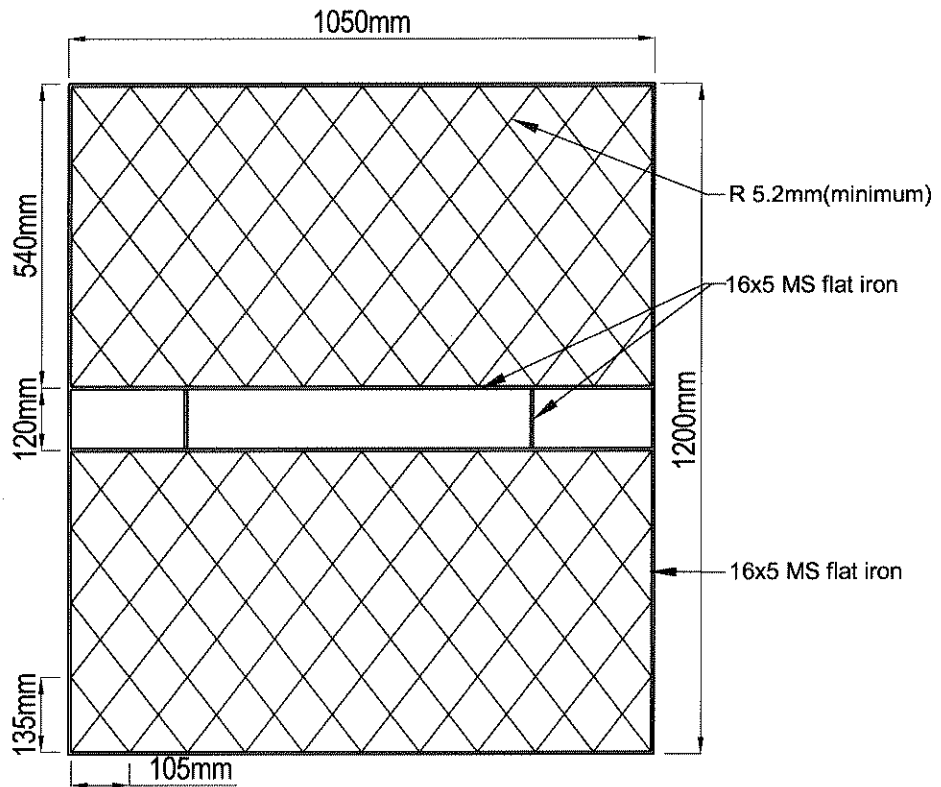
Section A-A



Section B-B

DEPARTMENT OF ENGINEERING SERVICES CENTRAL PROVINCE, KANDY	TYPE PLAN FOR BATHROOM DOOR	DRAWN BY: <i>Kanishka</i> SCALE: NTS DATE: 20-11-2024	DRG. NO.-OPC/CS/11/04/2024/TYPE-DW/07
	DETAIL DRAWING Deputy Provincial Director (Engineering Services) Structural Design	CHECKED BY: Eng. Y.M.C.N. Yapa Provincial Director (Engineering Services)	APPROVED BY: Eng. R.M.A. Wijayaratne Department of Engineering Service Central Province
BSR ITEM - K-024/2023, W.R.D. Bandaranyaka Mawatha Kandy	DEPUTY PROVINCIAL DIRECTOR (Engineering Services) STRUCTURAL DESIGN	DEPUTY PROVINCIAL DIRECTOR (Engineering Services) STRUCTURAL DESIGN	DEPUTY PROVINCIAL DIRECTOR (Engineering Services) STRUCTURAL DESIGN

SPECIAL SECURITY GRILL FIXED TO WINDOWS



NOTE:

ALL CONNECTIONS TO BE WELDED

DEPARTMENT OF ENGINEERING SERVICES
CENTRAL PROVINCE,
KANDY

TYPE PLAN
FOR
SPECIAL SECURITY
GRILL FIXED TO
WINDOWS

DETAIL DRAWING
(REVISED DESIGN-2018)

BSR ITEM - K-024

DRAWN BY- SHARLY SCALE-NTS DRG. NO.- CPC/CSI/ 11/ 04 /2018/TYPE-ST/09

DESIGNED BY- Eng. A.G.SAMARASINGHE DATE - 01-11-2018

CHECKED BY-

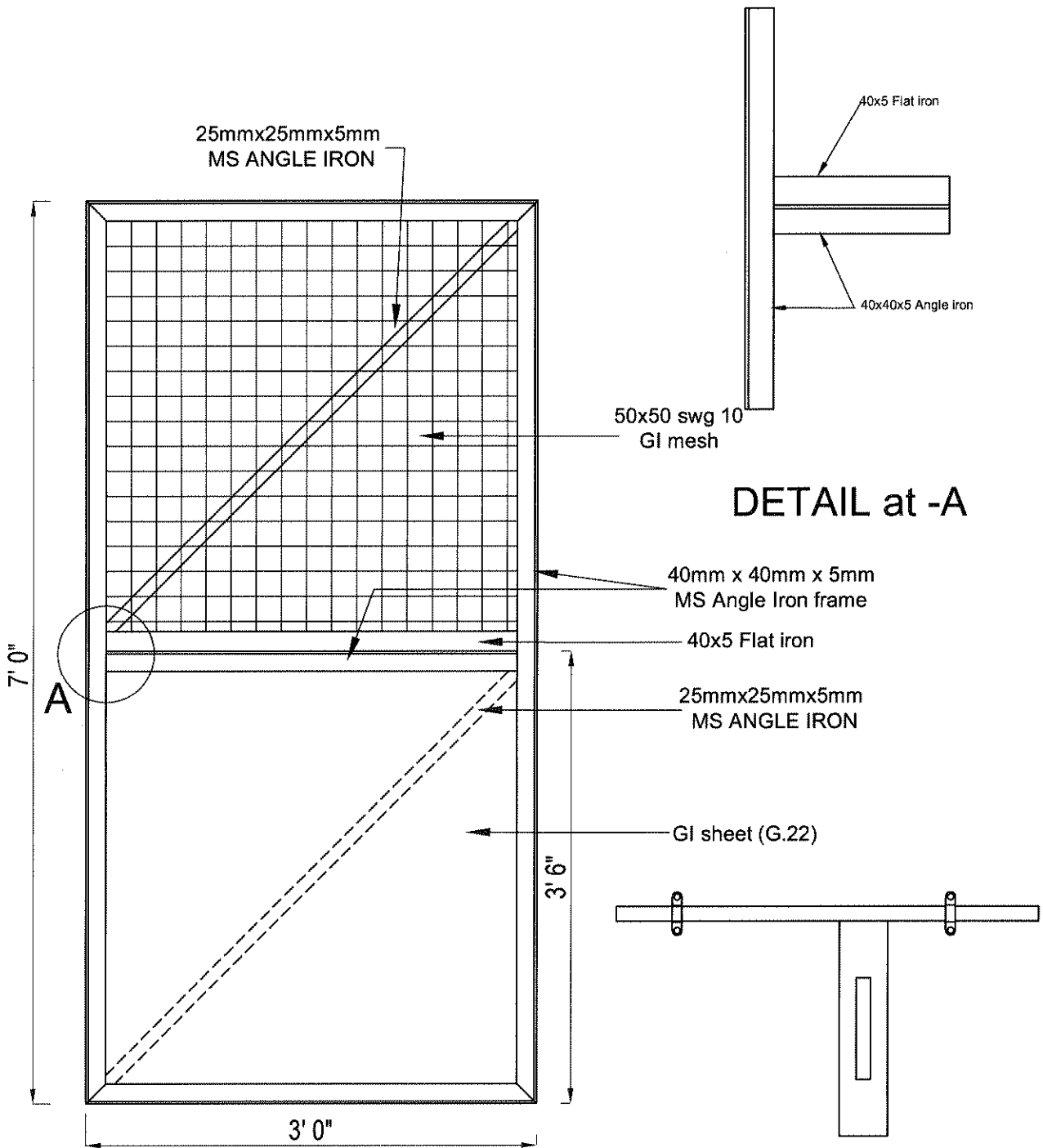
Eng. S.A.S.K. WIJESKARA

Deputy Provincial Director of Engineering Services, Central Province

18/12/18

Department of Engineering Services, Central Provincial Council

SECURITY WELD MESH DOOR WITH LOCKING DEVICE



NOTE:

ALL CONNECTIONS TO BE WELDED

DEPARTMENT OF ENGINEERING SERVICES
CENTRAL PROVINCE,
KANDY

TYPE PLAN
FOR
SECURITY WELD
MESH DOOR
WITH LOCKING DEVICE
DETAIL DRAWING

BSR ITEM - K-025

DRAWN BY- SHARLY	SCALE-1:30 /1:100/1:250	DRG. NO- CPC/CS/ 11/ 04 /2017/TYPE-ST/06
DESIGNED BY- Eng. A.G.SAMARASINGHE		DATE - 01-12-2018
CHECKED BY-		

(Signature)

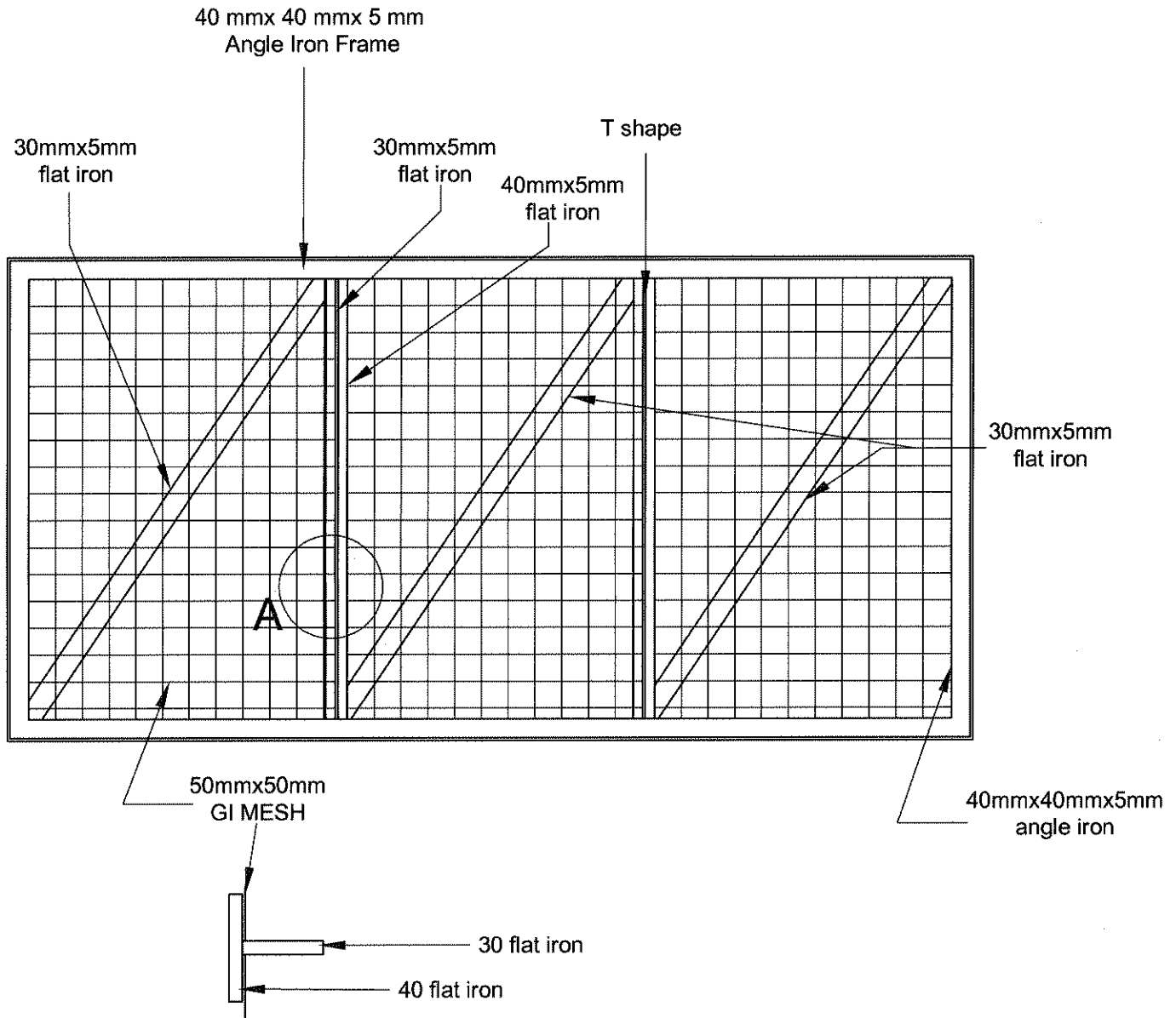
Eng. S.A.S.K. WIJESSEKARA

Deputy Provincial Engineer, Planning
Department of Engineering Services, Central Province
Kandy

(Signature)
13/12/18

Deputy Provincial Engineer, Planning
Department of Engineering Services, Central Province
Kandy

SECURITY WELD MESH IN OPEN TYPE BUILDINGS



DETAIL at -A

NOTE:

ALL CONNECTIONS TO BE WELDED

DEPARTMENT OF ENGINEERING SERVICES
CENTRAL PROVINCE,
KANDY

TYPE PLAN
FOR
SECURITY WELD
MESH IN OPEN TYPE
BUILDINGS

DETAIL DRAWING

BSR ITEM-K-026

DRAWN BY- SHARLY SCALE- NTS

DESIGNED BY- Eng. A.G.SAMARASINGHE

CHECKED BY-

DRG. NO.-
CPC/CS/ 11/ 04 /2017/TYPE-ST/07

DATE - 01-11-2017

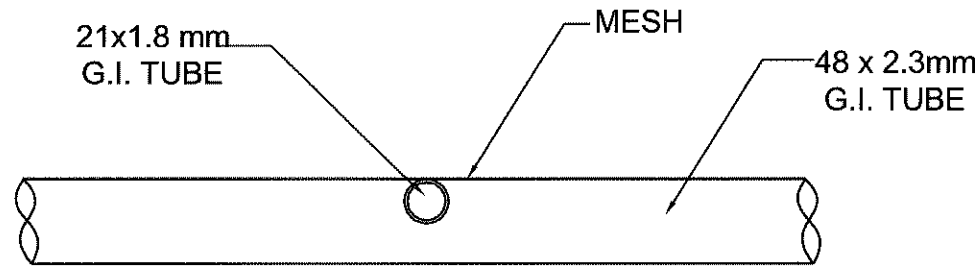
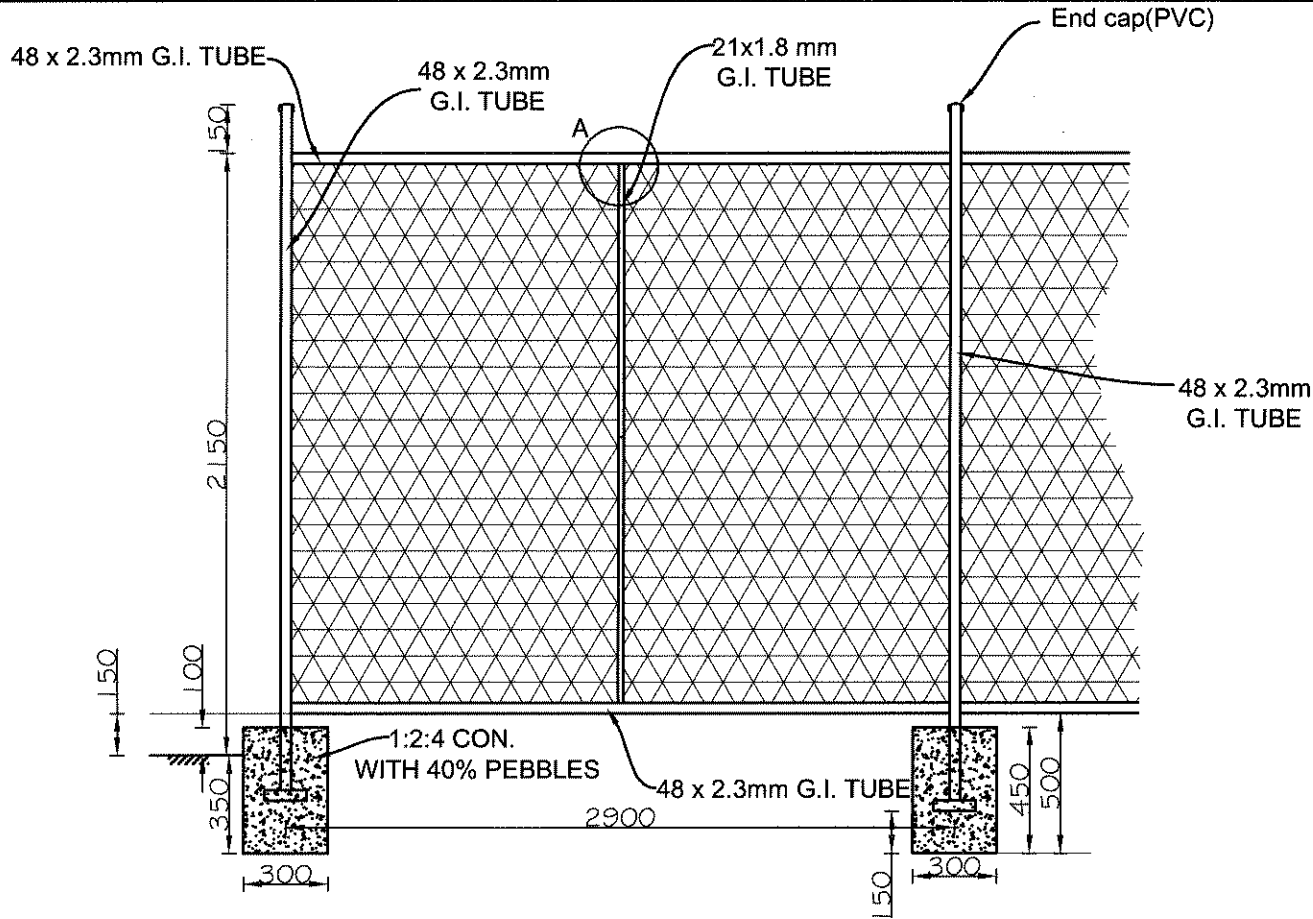
Eng. S.A.S.K. WIJESIRANA

Deputy Provincial Director (Engineering Services)
Planning

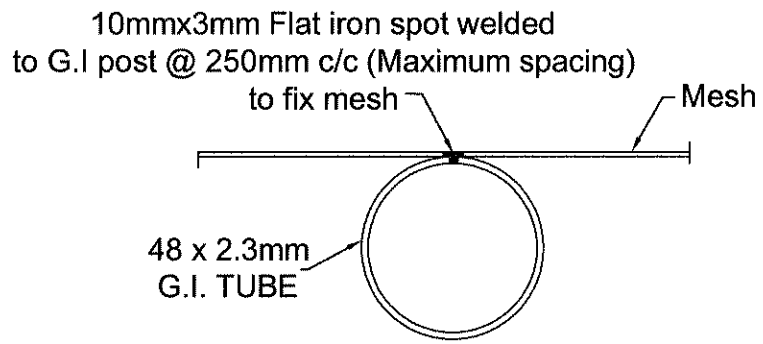
Department of Engineering Services
Central Province
Kandy

Eng. H.P.S.P. Jayawardana

Provincial Director (Engineering Services)
Department of Engineering Services
Central Province
Kandy





PLAN VIEW OF "A"



FIXING DETAIL OF MESH

NOTE

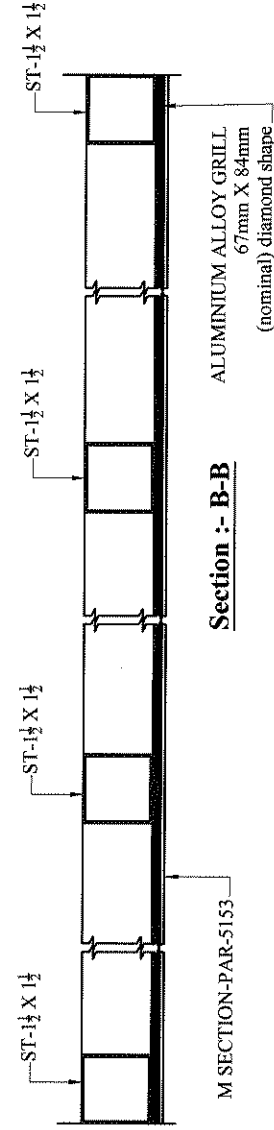
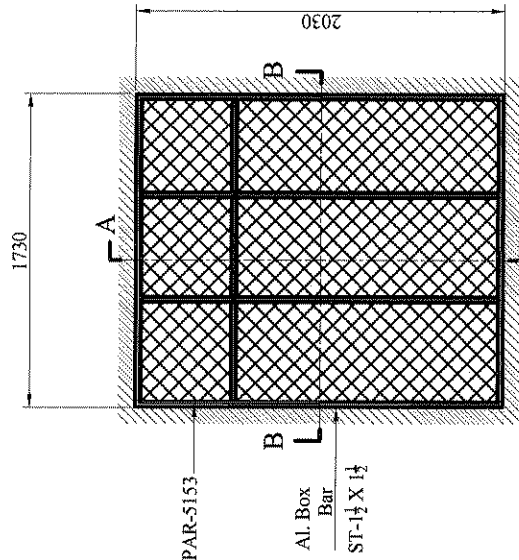
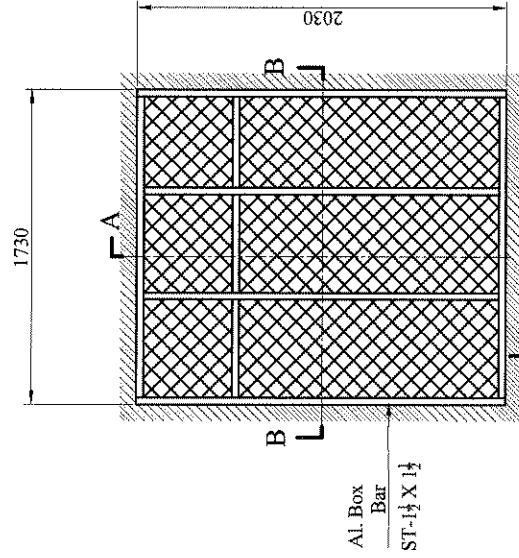
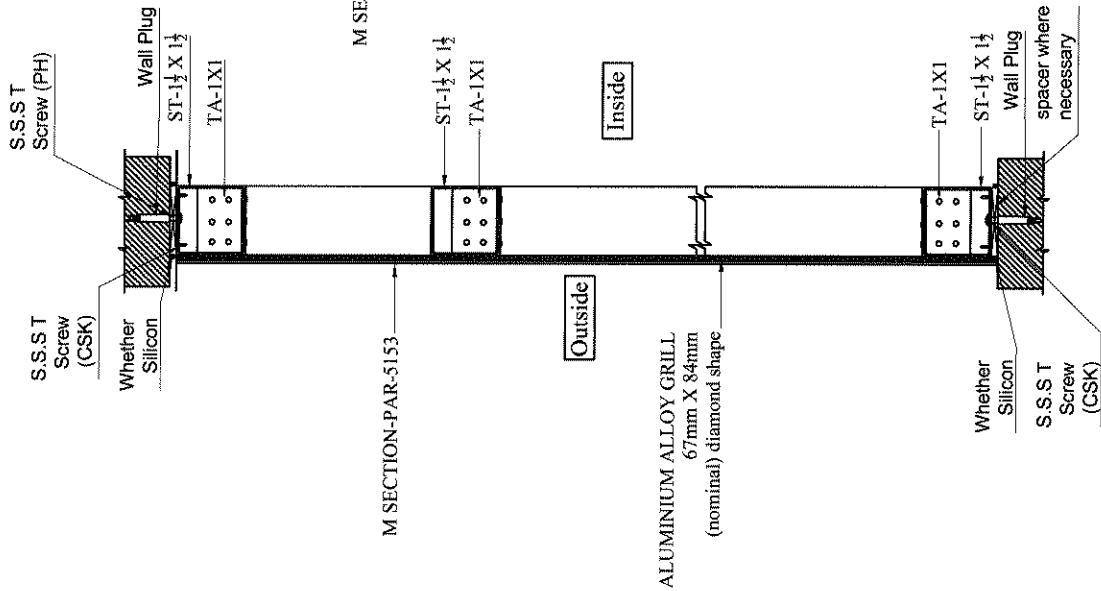
1. ALL CONNECTIONS TO BE WELDED
2. MINIMUM DIAMETERS GIVEN FOR G.I. TUBES

DEPARTMENT OF ENGINEERING SERVICES CENTRAL PROVINCE, KANDY	TYPE PLAN OF PRE FABRICATED CHAIN LINK FENCE DETAIL DRAWING	DRAWN BY- AWANTHI	SCALE - NTS	DRG. NO.-CPC/CS/ 11/ 04 /2017/TYPE-CLF/01
	K - 027	DESIGNED BY-	DATE - 01-12-2018	
Checked By-		 Eng. Y.M.C.N. Yapa Deputy Provincial Director (Engineering Services) Structural Design Department of Engineering Services Central Province Kandy		
		 Eng. R.M.A. Wijayarathne Provincial Director (Engineering Services) Department of Engineering Services Central Province Provincial Director (Engineering Services) Kandy		

USED SECTIONS

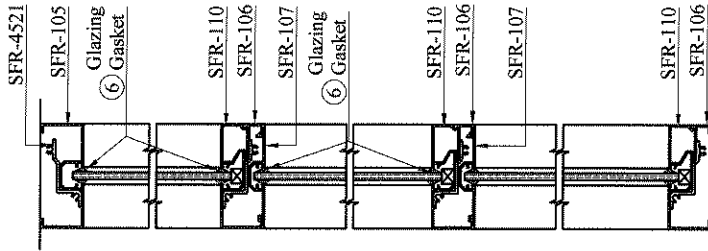
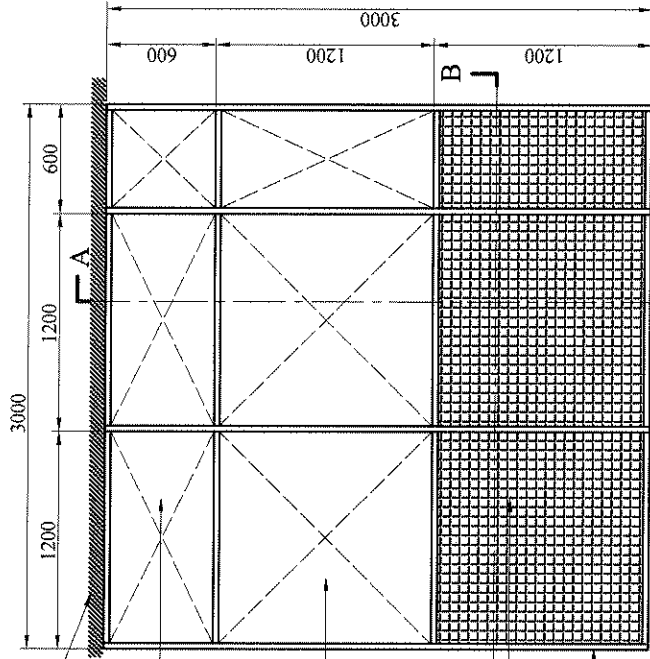
ST-1½ X 1½, TA-1X1 OR SIMILAR SECTIONS.

THESE SECTIONS CAN BE "ALCO" BRAND OR EQUIVALENT.



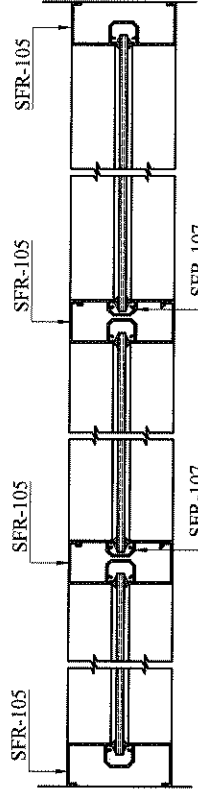
DEPARTMENT OF ENGINEERING SERVICES CENTRAL PROVINCE, KANDY	TYPE PLAN FOR ZN/AL SECURITY MESH FIXED TO WINDOWS DETAIL DRAWING	DRAWN BY: <i>Kamath</i> SCALE: R/S CHECKED BY: <i>Y.M. Jayapala</i> Deputy Provincial Director (Engineering Services) Structural Design	DRG. NO.: CPC/CS/11/04/2024/TYPE-ST/08 DATE: 26-11-2024 APPROVED BY: <i>Eng. R.M.A. Wijayarane</i> Provincial Director (Engineering Services) Department of Engineering Service Central Province Provincial Director (Engineering Services) Provincial Director (Engineering Services) No. 230/B, S.W.R.D. Bandaranayake Mawatha, Kandy.
	BSR ITEM - K-028/K-029	Department of Engineering Services Deputy Provincial Director (Engineering Services) Structural Design	Department of Engineering Service Provincial Director (Engineering Services) Provincial Director (Engineering Services)

Perfect Fixing to the structure is necessary



Section :- A-A

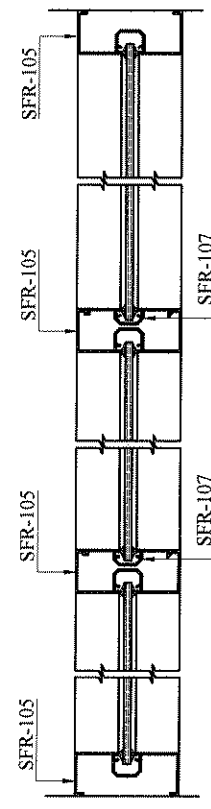
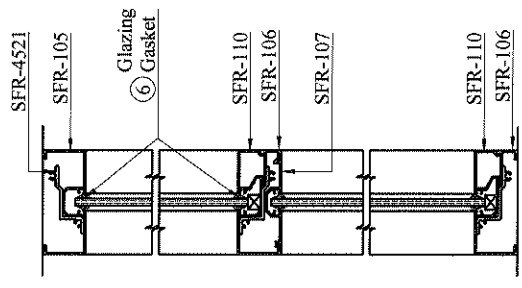
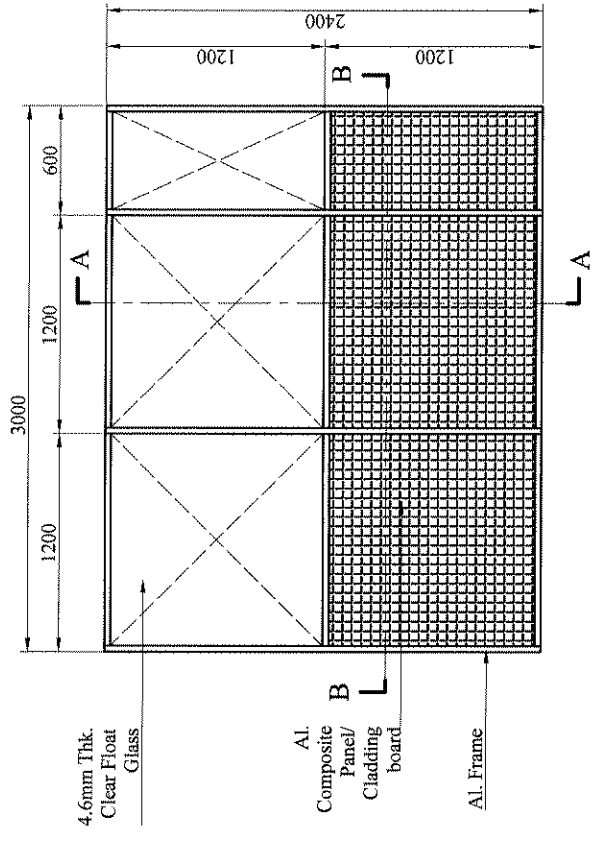
Elevation Of Type 01



Section :- B-B

USED SECTIONS
 SFR-105, SFR-106, SFR-107, SFR-110, SFR-4521 .
 THESE SECTIONS CAN BE "ALCO" BRAND OR EQUIVALENT.
 THE HEIGHT SHOULD BE LESS THAN OR EQUAL TO 3000mm.

DEPARTMENT OF ENGINEERING SERVICES CENTRAL PROVINCE, KANDY	TYPE PLAN FOR ALUMINIUM PARTITION DETAIL DRAWING	DRAWN BY: <i>Kamukha</i> SCALE: NTS CHECKED BY: <i>Eng. Y.M.C. Jayaraja</i>	DATE: 26-11-2024	DRG. NO.-CPC/CSI/11/04/2024/TYPE-PT/01
	BSR ITEM - N-001/N-005	Eng. Y.M.C. Jayaraja Deputy Provincial Director (Engineering Services) Department of Engineering Services Structural Design	Eng. R.M.A. Jayaratne Provincial Director (Engineering Services) Department of Engineering Services Provincial Director (Engineering Services)	APPROVED BY: <i>[Signature]</i> Central Provincial Director (Engineering Services) 230/B, S.W.R.D. Bandaranavaka Mawatha No. 230/B, S.W.R.D. Bandaranavaka Mawatha



USED SECTIONS
SFR-105, SFR-106, SFR-107, SFR-110, SFR-452.

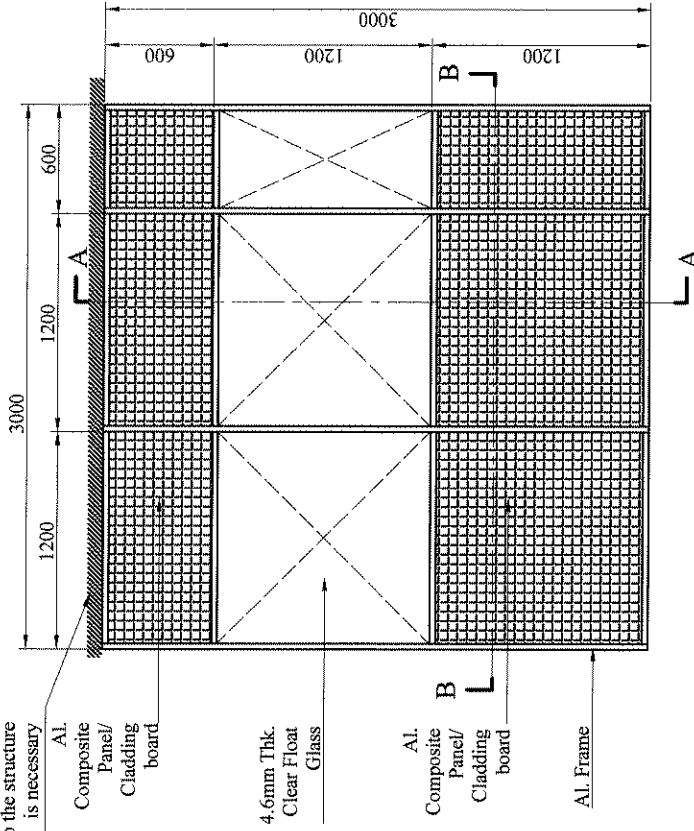
THESE SECTIONS CAN BE "ALCO" BRAND OR EQUIVALENT.

THE HEIGHT SHOULD BE LESS THAN OR EQUAL TO 2400mm.

DEPARTMENT OF ENGINEERING SERVICES CENTRAL PROVINCE, KANDY	TYPE PLAN FOR ALUMINIUM PARTITION DETAIL DRAWING	DRAWN BY: <i>Kamath</i> SCALE: NTS DATE: 20-11-2024 CHECKED BY: <i>Eng. Y.M.S. NOBILA</i>	DRG. NO.: CPC/CS/11/04/2024/TYPE-PT/02
	BSR ITEM - N-002IN-006	Eng. Y.M.S. NOBILA Provincial Director (Engineering Services) Department of Engineering Services Central Province	APPROVED BY: <i>Eng. R.M.A. Wijayaratne</i> Provincial Director (Engineering Services) Department of Engineering Services Central Province

2307E, S.W.N.D. Bandara Nayaka Mawatha
 Provincial Director (Engineering Services)
 Kandy

Perfect Fixing to the structure is necessary

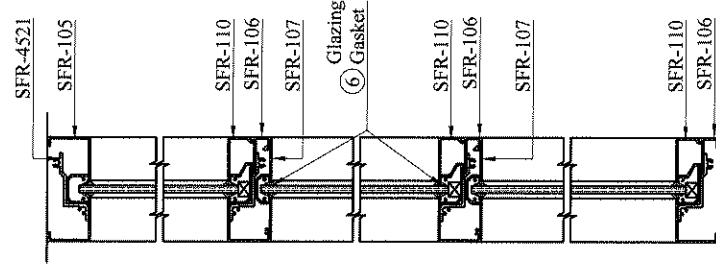


Al. Composite Panel/ Cladding board

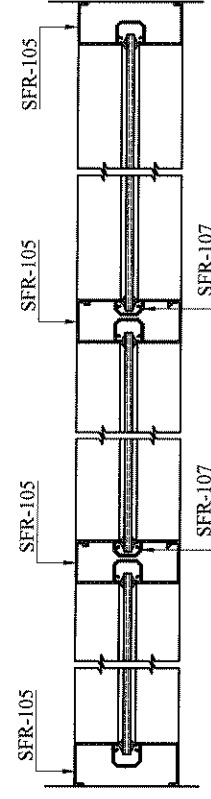
4.6mm Thk. Clear Float Glass

Al. Composite Panel/ Cladding board

Al. Frame



Elevation Of Type 03



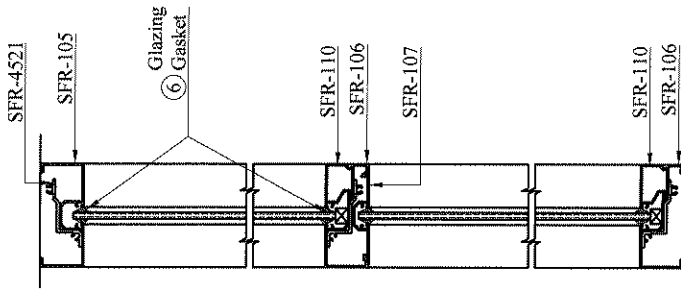
USED SECTIONS

SFR-105, SFR-106, SFR-107, SFR-110, SFR-4521 .

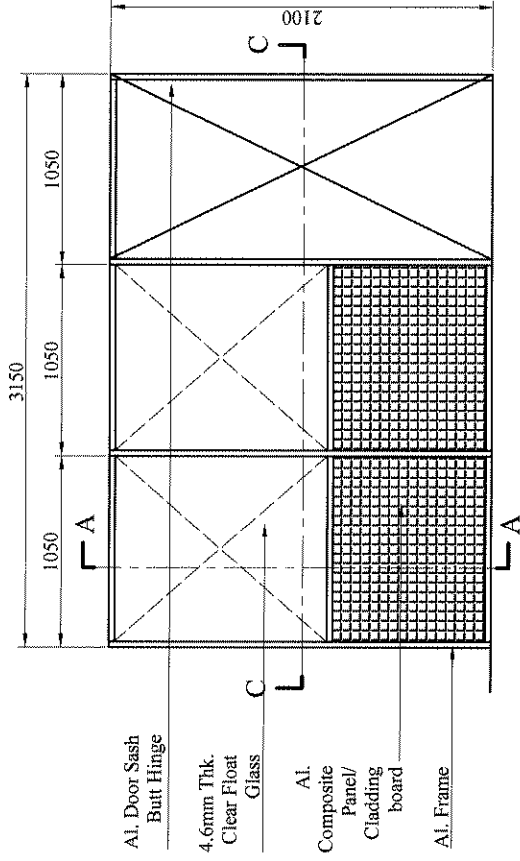
THESE SECTIONS CAN BE "ALCO" BRAND OR EQUIVALENT.

THE HEIGHT SHOULD BE LESS THAN OR EQUAL TO 3000mm.

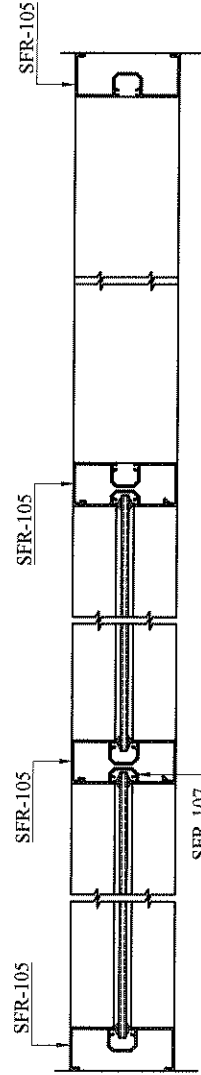
DEPARTMENT OF ENGINEERING SERVICES CENTRAL PROVINCE, KANDY	TYPE PLAN FOR ALUMINIUM PARTITION DETAIL DRAWING BSR ITEM - N-003IN-007	DRAWN BY: <i>K. M. S. Jayasinghe</i> SCALE: NTS CHECKED BY: Eng. Y.M.C. NAYAKU Deputy Provincial Director (Engineering Services) Structural Design Department of Engineering Services Central Province Kandy	DATE: 26-11-2024 APPROVED BY: Eng. R.M.A. Wijayaratne Provincial Director (Engineering Services) Department of Engineering Services Central Province Kandy	DRG. NO.-CPC/CS/11/04/2024/TYPE-PT/03
		Eng. S.W.R.D. Bandaranayaka Deputy Provincial Director (Engineering Services) Structural Design Department of Engineering Services Central Province Kandy		



Section :- A-A



Elevation Of Type 04

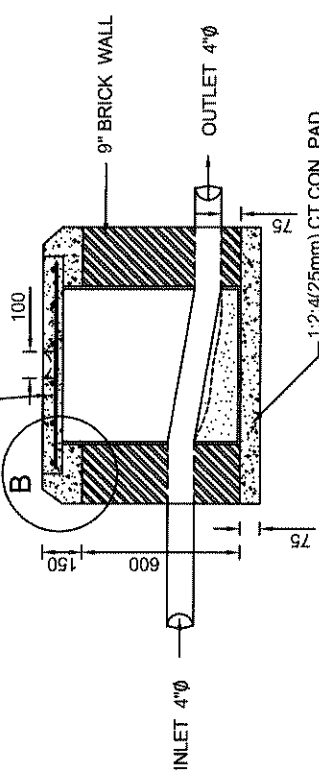


Section :- C-C

USED SECTIONS
 SFR-105, SFR-106, SFR-107, SFR-110, SFR-4521.
 THESE SECTIONS CAN BE "ALCO" BRAND OR
 EQUIVALENT.
 THE HEIGHT SHOULD BE LESS THAN OR
 EQUAL TO 2100mm.

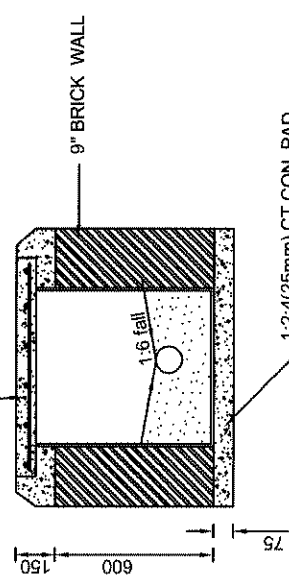
DEPARTMENT OF ENGINEERING SERVICES CENTRAL PROVINCE, KANDY	TYPE PLAN FOR ALUMINIUM PARTITION DETAIL DRAWING BSR ITEM -	DRAWN BY: <i>Kumudika</i> SCALE: NTS CHECKED BY: Eng. Y.M.C.N. Yapa Provincial Director (Engineering Services) Structural Design Department of Engineering Services Central Province	DRG. NO.: CPC/CSI/11/04/2024/TYPE-PT/04 DATE: 20-11-2024
	APPROVED BY: Eng. R.M.A. Wijaya Provincial Director (Engineering Services) Department of Engineering Services Central Province	No. 222/A, S.W.R.D. Bandaranayake Mawatha, Kandy. (ENGINEERING SERVICES)	

75 THICK COVER SLAB WITH 10mm
TOR STEEL @ 150mm BOTH WAYS

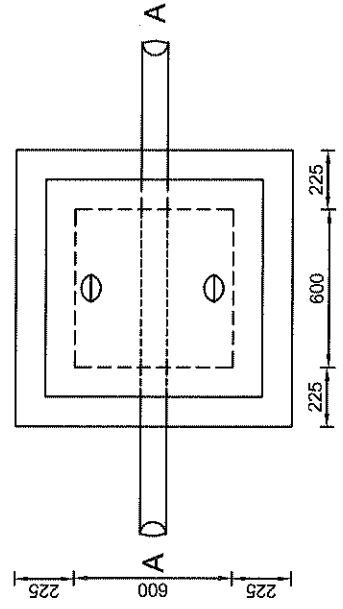


SECTION A - A

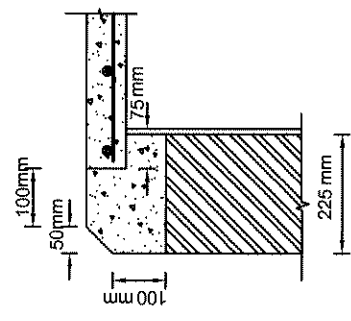
75 THICK COVER SLAB WITH 10mm
TOR STEEL @ 150mm BOTH WAYS



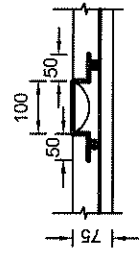
SECTION B - B



PLAN



DETAIL AT - B



DETAIL OF FIXING LIFTING HANDLE

DEPARTMENT OF ENGINEERING SERVICES

CENTRAL PROVINCE,

KANDY.

DRAWING TITLE:
TYPE PLAN OF MANHOLE
DETAIL DRAWING

BSR NO : W - 010

DRAWING NO:
CPC/CS/1/04/2018/TYPE - MH/01

SCALE : NTS

DRAWN BY: CHANDRIKA

DATE: 03.11.2018

DESIGNED BY:
Eng. W.M.A.WICKRAMASINGHE

CHECKED BY:

RECOMMENDED BY:

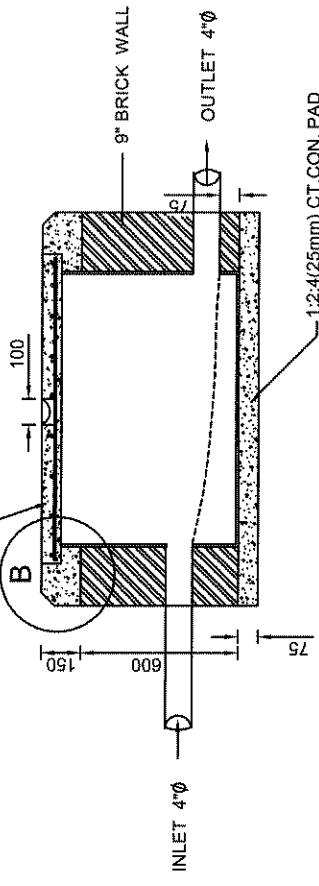
E. S. K. WISESEKARA
Chartered Engineer
Department of Engineering Services

Design No: 66
Company: Engineering Services
Central Province, Kandy
Engineering Services
No. 230/5,
S.M.B. Rd. Ratmalana, Colombo 12, Sri Lanka.

APPROVED BY:

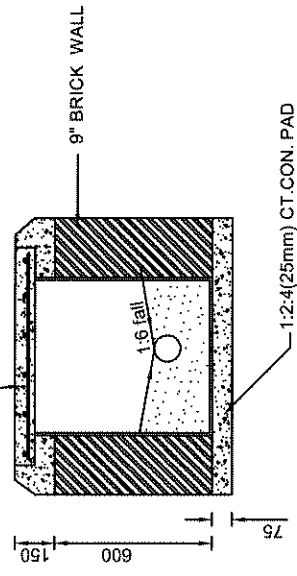
18/12/18
Eng. R. K. Seneviratne
Provincial Director (Engineering Services)
Department of Engineering Services
No. 230/5,
S.M.B. Rd. Ratmalana, Colombo 12, Sri Lanka.

75 THICK COVER SLAB WITH 10mm
TOR STEEL @ 150 mm BOTHWAYS

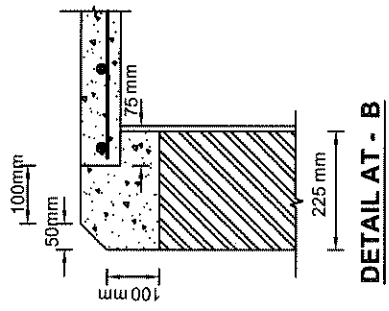


SECTION A - A

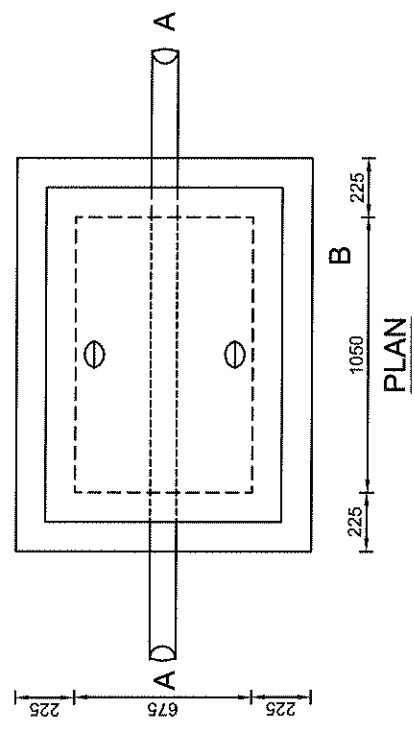
75 THICK COVER SLAB WITH 10mm
TOR STEEL @ 150mm BOTHWAYS



SECTION B - B

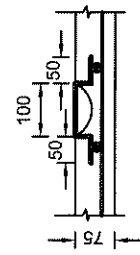


DETAIL AT A - B



PLAN

**DETAIL OF FIXING LIFTING
HANDLE**



DEPARTMENT OF ENGINEERING SERVICES
CENTRAL PROVINCE,
KANDY.

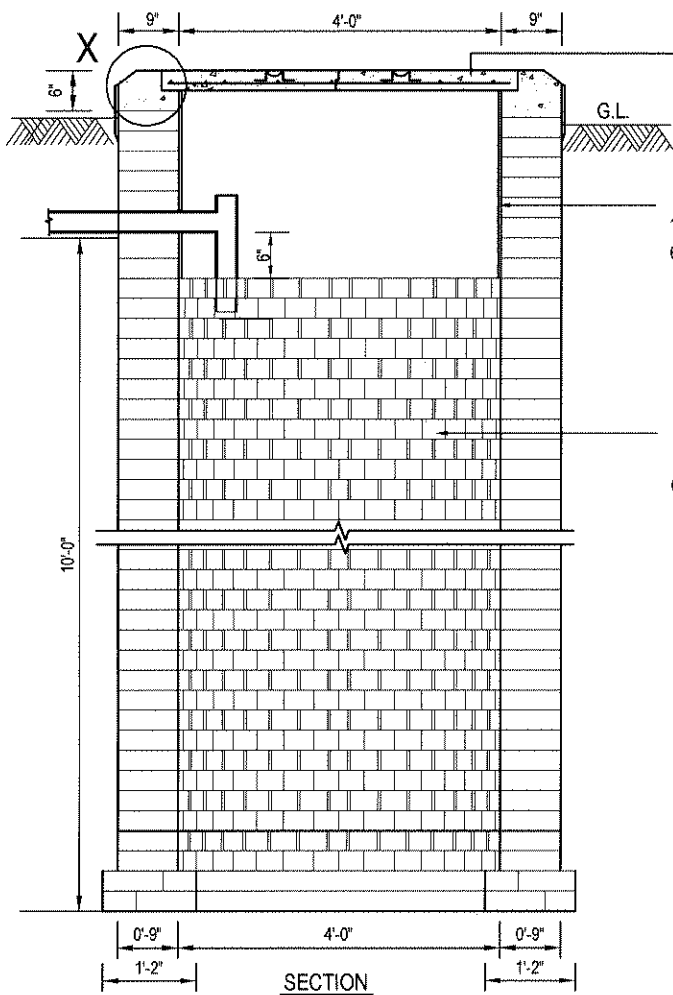
DRAWING TITLE:
TYPE PLAN OF MANHOLE
DETAIL DRAWING

BSR NO : W - 011

DRAWING NO:
CPOJCS/1/04/2018/TYPE - MH02
SCALE : NTS
DRAWN BY: CHANDRIKA
DATE: 03.11.2018

DESIGNED BY:
Eng. W.M.A.WICKRAMASINGHE
CHECKED BY:
Eng. S.S.K. WILHESEKARA
DRAWN BY:
Eng. S.S.K. WILHESEKARA
DATE: 03.11.2018

APPROVED BY:
Eng. R. K. R. SENEVIRATNE
Provincial Director (Engineering Services)
Department of Engineering Services
No. 2/10/2,
PROV. S.W.R.D. BANDERANAYAKE MALL, KANDY.

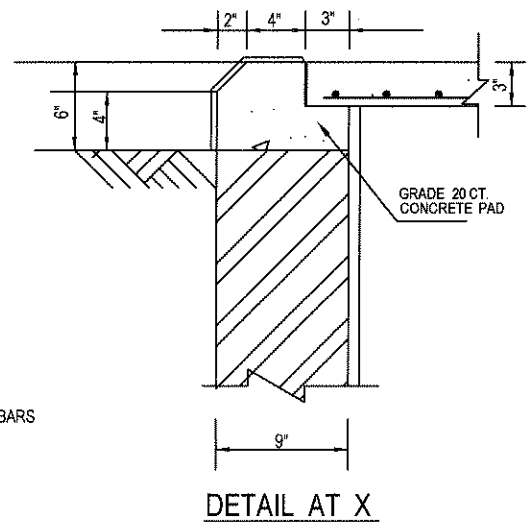


3" THICK CT.CON. COVER GRADE 20 MIX.
R/F WITH 10mm Ø TOR STEEL BARS AT 8" C/C
BOTHWAYS. THE COVER TO BE LAID IN TWO
SECTIONS WITH HANDLES.

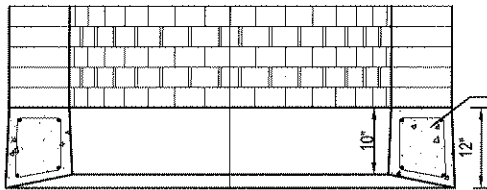
9" THK.BRICK WORK IN CT. MOTAR
1:5 WITH 1/2" CT. RENDERING 1:3.
6" FROM INLET UP TO COVER SLAB
LEVEL.

9" THK. BRICK WORK IN CT. MORTAR
1:5 WITH EVERY ALTERNATIVE COURSE BELOW
6" FROM INLET TO BE LAID DRY WITH
1/4" VERTICAL SPACES BETWEEN BRICKS

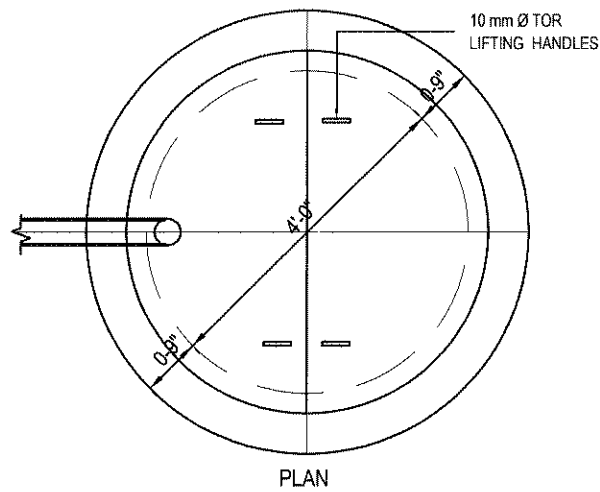
R.C.C. CIRCULAR RING BEAM
R/F WITH 4 NOS. 12mm Ø TOR STEEL BARS
& 6mm Ø STIRRUPS AT 8" C/C.



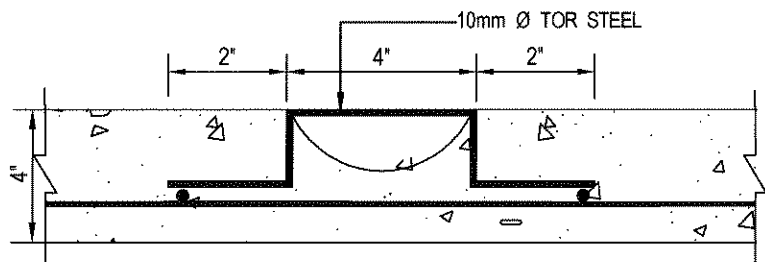
SECTION



ALTERNATIVE RING FOUNDATION
TO PROTECT SINK PIT IN LOOSE SOIL



PLAN



SECTION THROUGH LIFTING HANDLE

DEPARTMENT OF ENGINEERING SERVICES

CENTRAL PROVINCE,

BSR ITEM - W-014

TYPE PLAN OF SOAKAGE PIT 4'-0"
(LOOSE SOIL)

DRAWN BY- Nilmini

DRG. NO.
CPC/CSI/11/04/2018/TYPE-SP/03

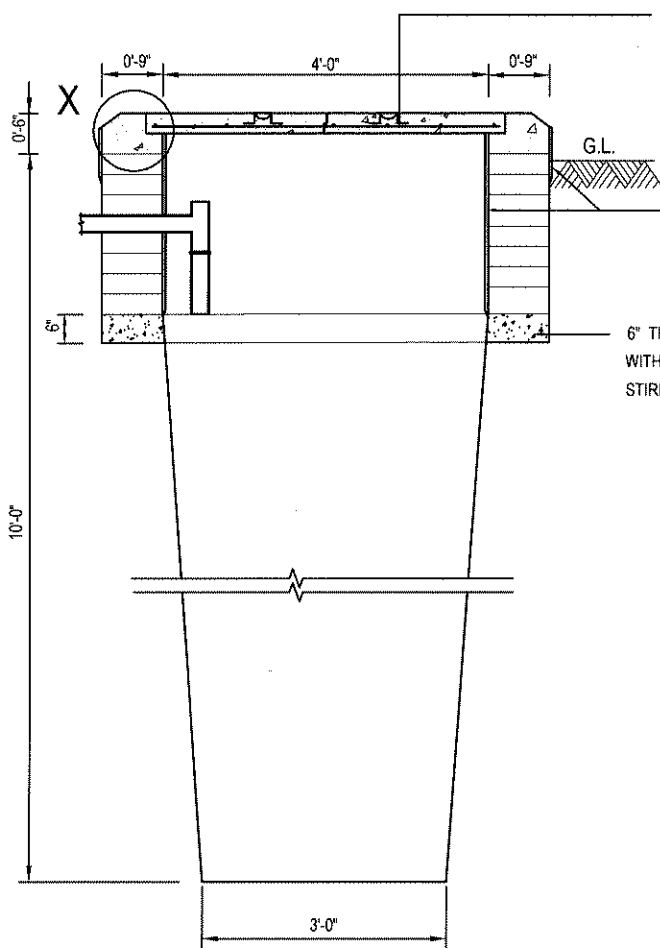
CHECKED BY-

Eng. R. K. R. S. WISEKAR
Deputy Provincial Director (Engineering Services)
DEPARTMENT OF ENGINEERING SERVICES
PROVINCE OF CENTRAL PROVINCE

SCALE - NTS

DATE - 16-11-2018

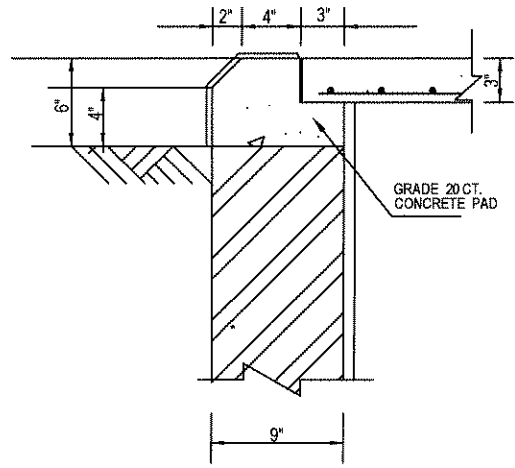
13/12/18
Eng. R. K. R. S. WISEKAR
Provincial Director (Engineering Services)
DEPARTMENT OF ENGINEERING SERVICES
PROVINCE OF CENTRAL PROVINCE



3" THICK CT.CON. COVER GRADE 20 MIX.
R/F WITH 10mm Ø TOR STEEL BARS AT 8" C/C
BOTHWAYS. THE COVER TO BE LAID IN TWO
SECTIONS WITH HANDLES.

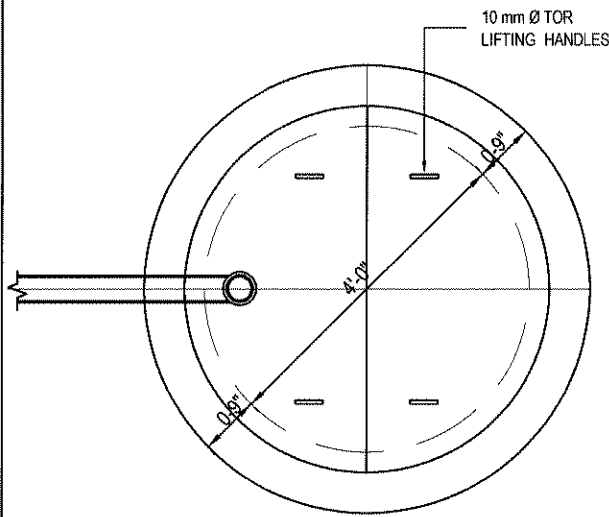
9" THK.BRICK WORK IN CT. MOTAR 1:5 WITH
1/2" CT. RENDERING 1:3. 6" FROM INLET UP
TO COVER SLAB LEVEL.

6" THICK CT. CON. GRADE 20 RING REINFORCED
WITH 4 NOS. 12mm Ø TOR STEEL BARS & 6mm
STIRRUPS AT 6" C/C

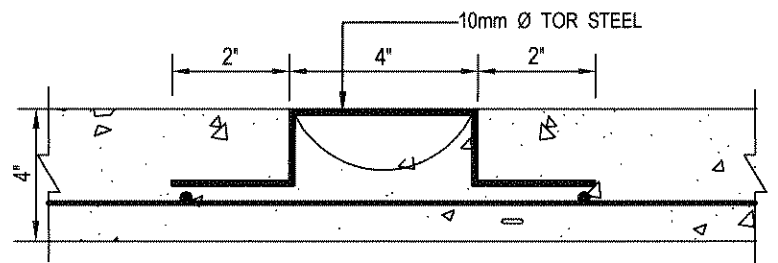


SECTION

DETAIL AT X



PLAN



SECTION THROUGH LIFTING HANDLE

DEPARTMENT OF ENGINEERING SERVICES
CENTRAL PROVINCE,

BSR ITEM - W-015

TYPE PLAN OF SOAKAGE PIT 4'-0"
(HARD SOIL)

DRAWN BY- Nilmini

DRG. NO.-
CPC/CS/ 11/ 04 /2018/TYPE-SP/04

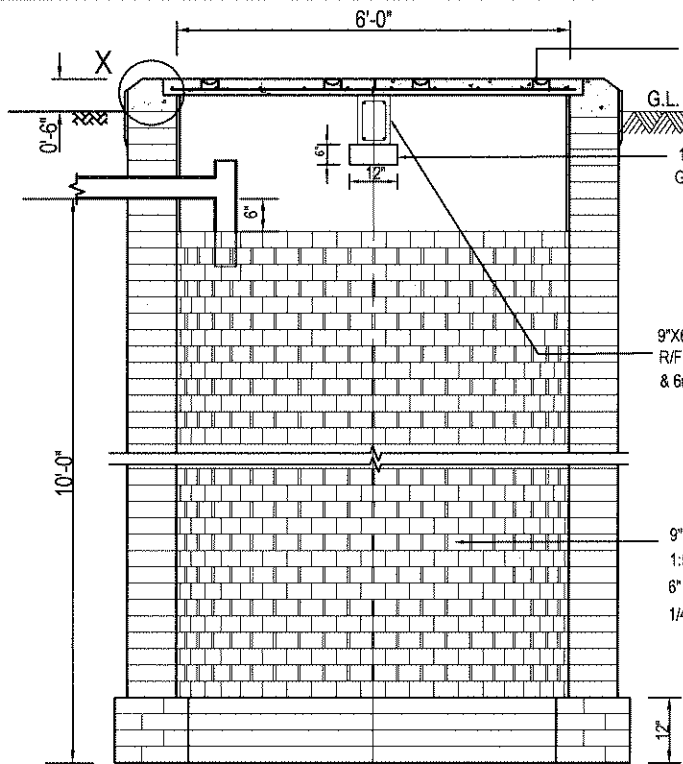
CHECKED BY-

Eng. R. A. S. K. WIJESEKARA
Deputy Provincial Director (Engineering Services)
DEPT. OF ENGINEERING SERVICES
PROVINCIAL DIRECTOR (ENGINEERING SERVICES)
CENTRAL PROVINCE

SCALE -NTS

DATE - 16-11-2018

18/12/18
Eng. R. K. R. Srinivastne
Provincial Director (Engineering Services)
DEPARTMENT OF ENGINEERING SERVICES
PROVINCIAL DIRECTOR (ENGINEERING SERVICES)
CENTRAL PROVINCE



4" THICK CT.CON. COVER GRADE 20 MIX.
 R/F WITH 10mm Ø TOR STEEL BARS AT 8" C/C
 BOTHWAYS. THE COVER TO BE LAID IN FOUR
 SECTIONS WITH HANDLES.

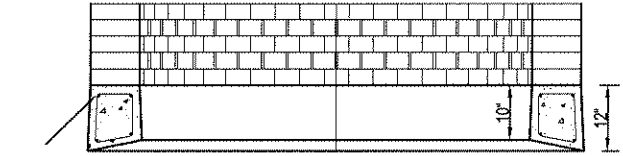
G.L.

1:2:4 (3/4") CT. CON. PAD
 GRADE 20

9"X6" R.C.C. BEAM WITH GRADE 20 MIX.
 R/F WITH 4 NOS. 12mm Ø TOR STEEL BARS
 & 6mm Ø M.S STIRRUPS AT 6" C/C.

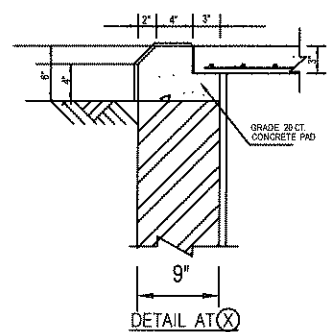
9" THK. BRICK WORK IN CT. MORTAR
 1:5 WITH EVERY ALTERNATIVE COURSE BELOW
 6" FROM INLET TO BE LAID DRY WITH
 1/4" VERTICAL SPACES BETWEEN BRICKS

SECTION

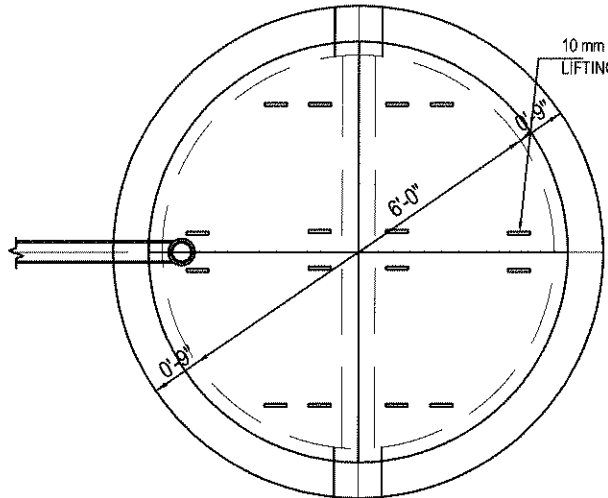


R.C.C. CIRCULAR RING BEAM
 R/F WITH 4 NOS. 12mm Ø TOR STEEL BARS
 & 6mm Ø STIRRUPS AT 8" C/C.

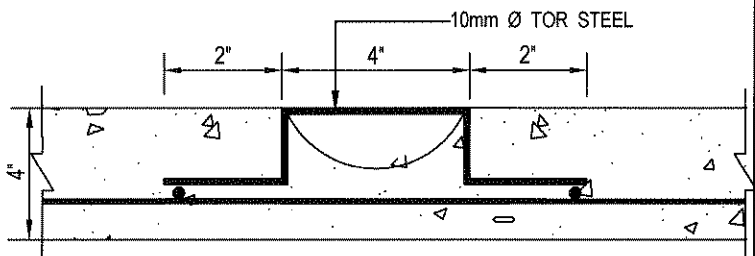
ALTERNATIVE RING FOUNDATION
 TO PROTECT SINK PIT IN LOOSE SOIL



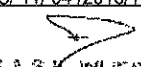
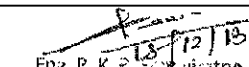
DETAIL AT X

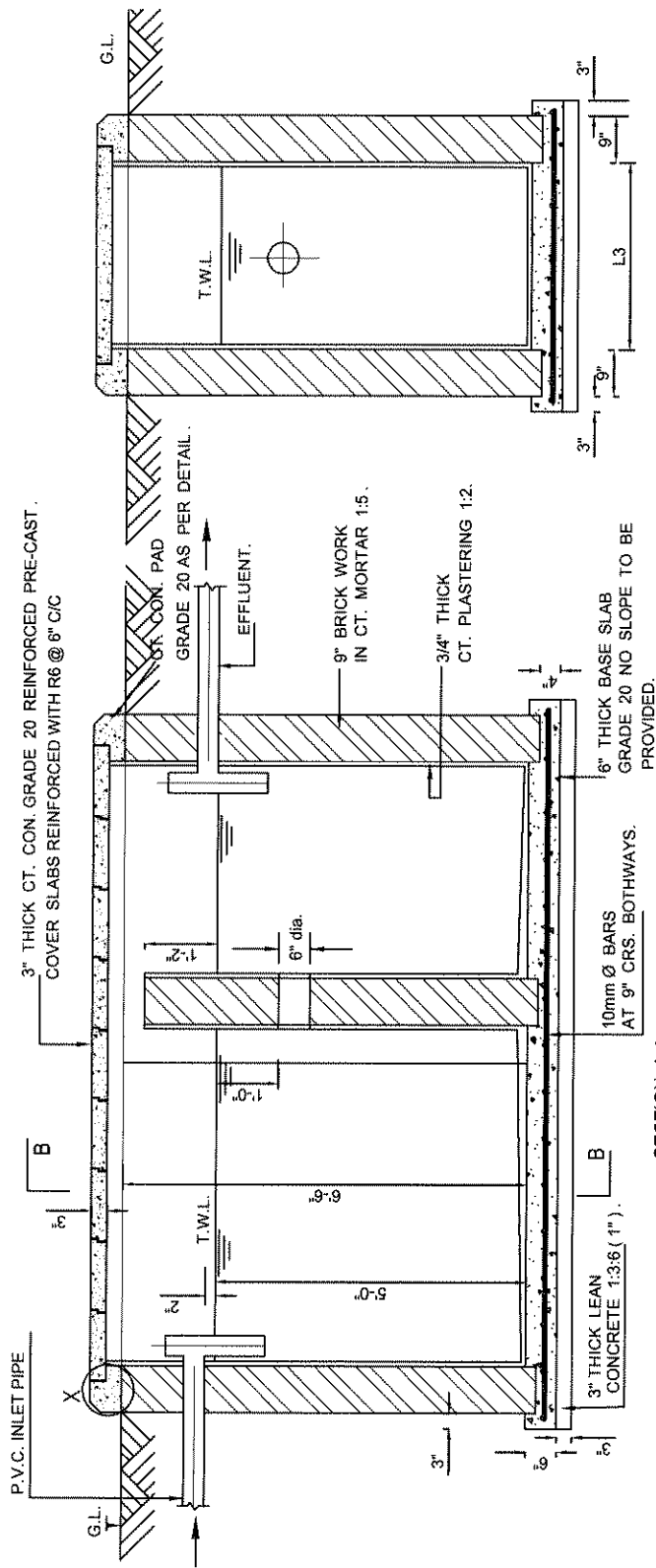


PLAN

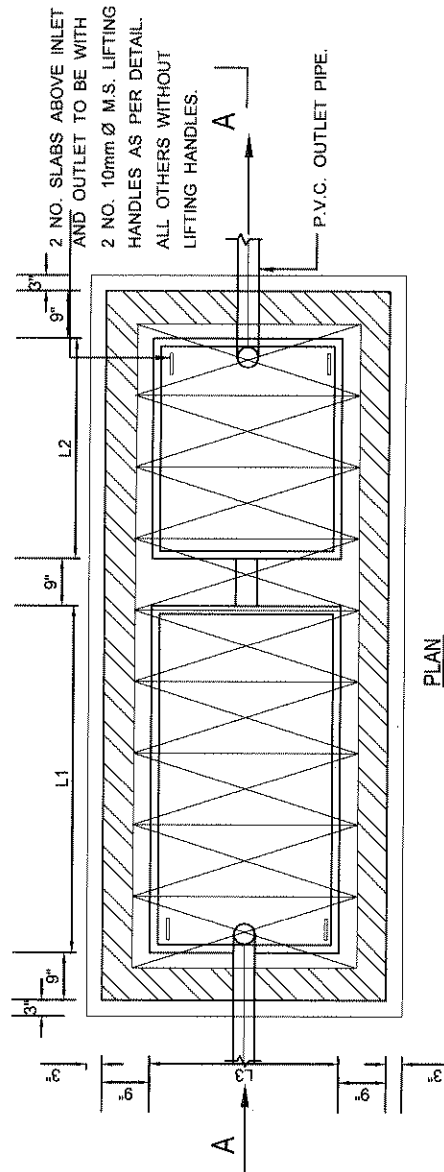


SECTION THROUGH LIFTING HANDLE

DEPARTMENT OF ENGINEERING SERVICES CENTRAL PROVINCE, BSR ITEM - W-016	DRAWN BY- Nilmini	SCALE -NTS
	DRG. NO.- CPC/CS/ 11/ 04 /2018/TYPE-SP/05	DATE - 16-11-2018
TYPE PLAN OF SOAKAGE PIT 6'-0" (LOOSE SOIL)	CHECKED BY-  Eng. R. A. S. K. WIJESEKARA Deputy Provincial Director (Engineering Services) DEPARTMENT OF ENGINEERING SERVICES CENTRAL PROVINCE	 Eng. R. K. R. Seneviratne Provincial Director (Administration Services) DEPARTMENT OF ENGINEERING SERVICES CENTRAL PROVINCE



SECTION A-A



PLAN

★ SEPTIC TANK TO BE FILLED WITH WATER UP TO "T.W.L." BEFORE BEING PUT INTO USE.
 INTERNAL FACE OF SEPTIC TANK TO BE RENDERED IN CEMENT MORTAR IN TWO LAYERS
 INTERNAL FACE OF SEPTIC TANK TO BE RENDERED IN CEMENT MORTAR IN TWO LAYERS
 1/2" THK. EACH TWO COATS A WATER PROOFING AGENT (THAROSEAL OR SMARTFLE) TO BE APPLIED ON THE FIRST LAYER OF PLASTERING

★ CHARACTERISTICS STRENGTH OF MATERIALS -
 CONCRETE - 20 N/mm² (fy)
 (GRADE 20 CONCRETE TO BE USED)

DIMENSIONS OF SEPTIC TANKS				
PERSONS	L1+L2	L1	L2	L3
30	7'-0"	4'-6"	2'-6"	3'-0"
40	8'-0"	5'-0"	3'-0"	-DO-
50	9'-0"	5'-6"	3'-6"	-DO-
60	10'-0"	6'-0"	4'-0"	-DO-
70	10'-0"	6'-6"	3'-6"	3'-6"
80	11'-0"	7'-0"	4'-0"	-DO-
90	12'-0"	7'-6"	4'-6"	-DO-
100	13'-0"	8'-6"	4'-6"	-DO-

DRG. NO. - CPC/CS/ 11/ 04 /2018/TYPE-SEPT/01-(I)
 DATE - 31-10-2018

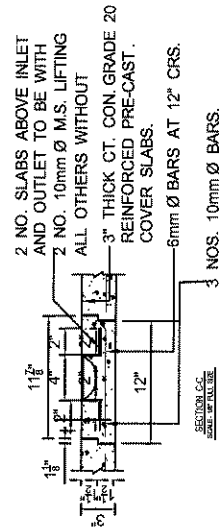
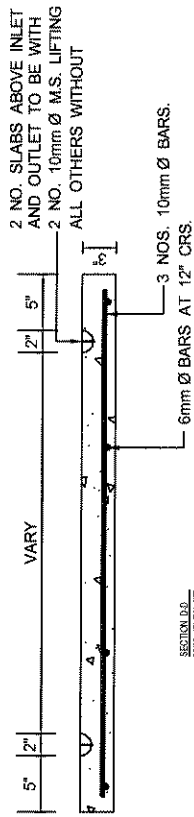
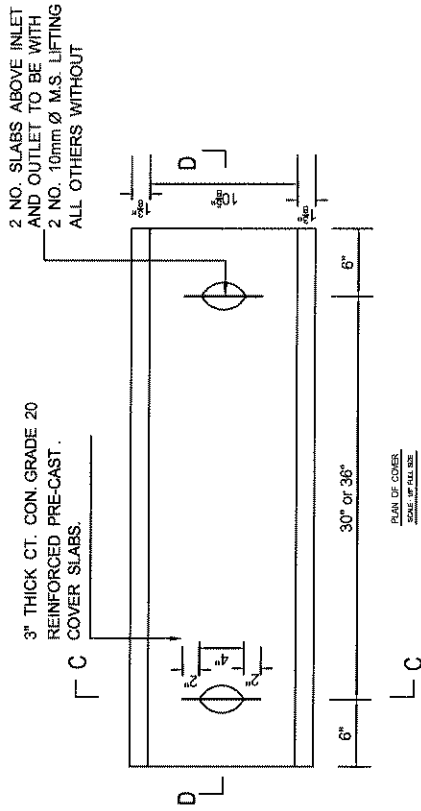
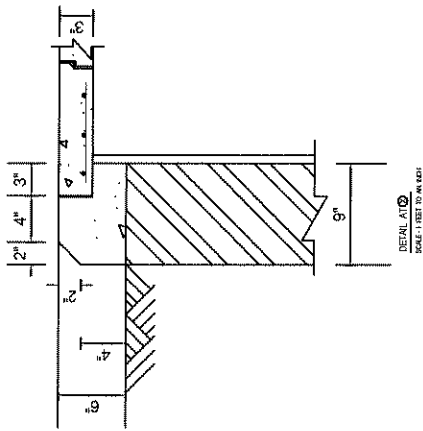
DRAWN BY: Nilmini
 CHECKED BY: [Signature]

TYPE PLAN OF SEPTIC TANK FOR 30-100 PERSON (BRICK)

DEPARTMENT OF ENGINEERING SERVICES
 CENTRAL PROVINCE,

BSR ITEM - (W-017 / W-019 / W-021)
 Eng. R. K. S. Jayasinghe
 Provincial Director (Central Province)
 DEPARTMENT OF ENGINEERING SERVICES
 COLONY ROAD, KALINAYAKA, KATUNAYAKA

15/12/18




DEPARTMENT OF ENGINEERING SERVICES
CENTRAL PROVINCE,

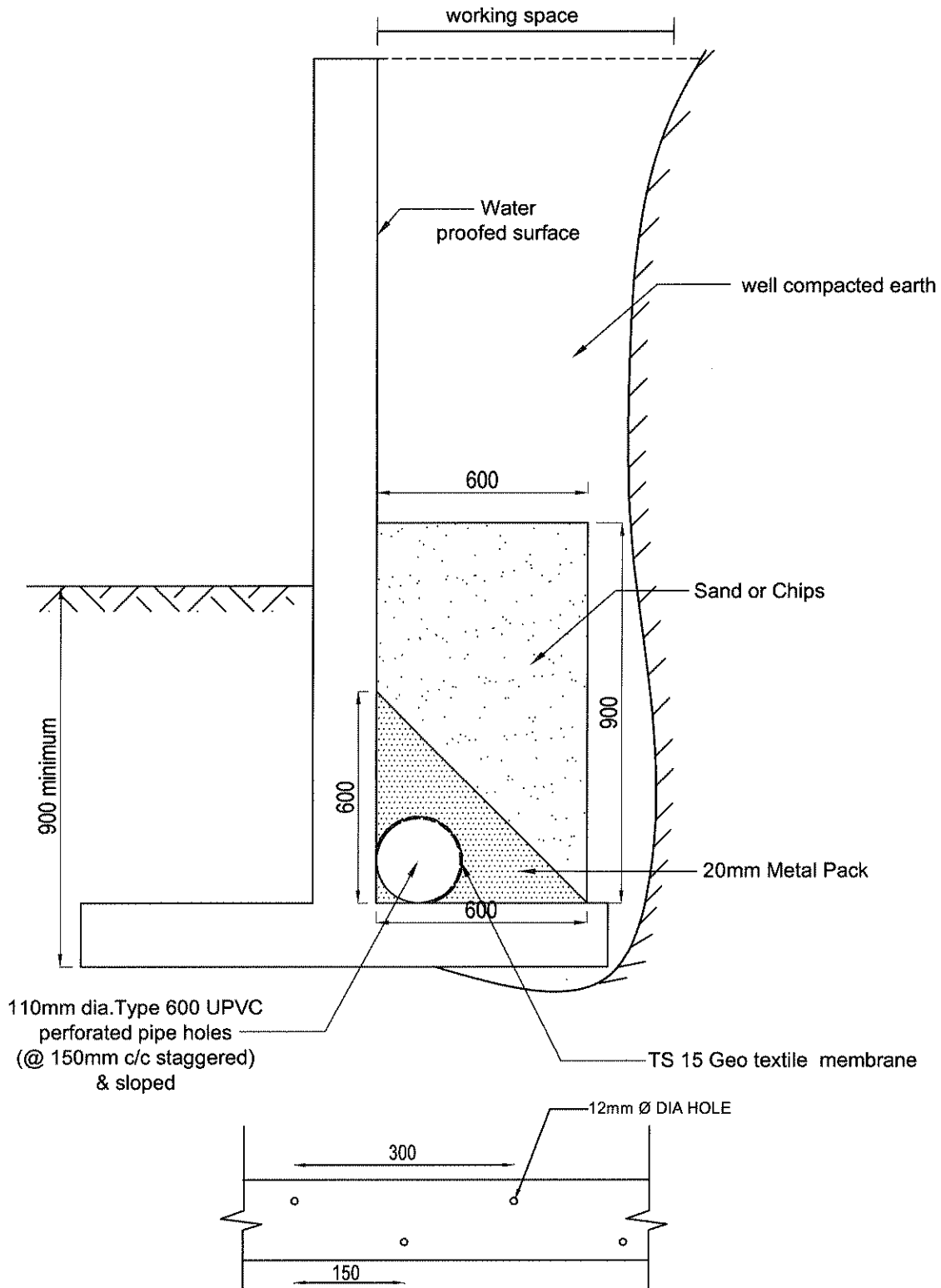
TYPE PLAN OF SEPTIC TANK
FOR 30-100 PERSON (BRICK)

DETAIL DRAWING

BSR ITEM - (W-017 / W-019 / W-021)

DRWN BY: Nirmali	SCALE - NTS	DRG. NO. - CPC/CS/ 11/ 04 /2018/TYPE-SEPT/01-(ii)
CHECKED BY: 		DATE - 31-10-2018
E. A. S. K. WIJESEKERA, Deputy Provincial Director (Engineering Services), Provincial Director (Engineering Services), Department of Engineering Services, Central Provincial Council, Colombo.		Eng. R. K. R. Rajaratne Provincial Director (Engineering Services), Provincial Director of Engineering Services, Dept. of Engineering Services, Colombo.

PERFORATED PIPES BEHIND RETAINING WALL

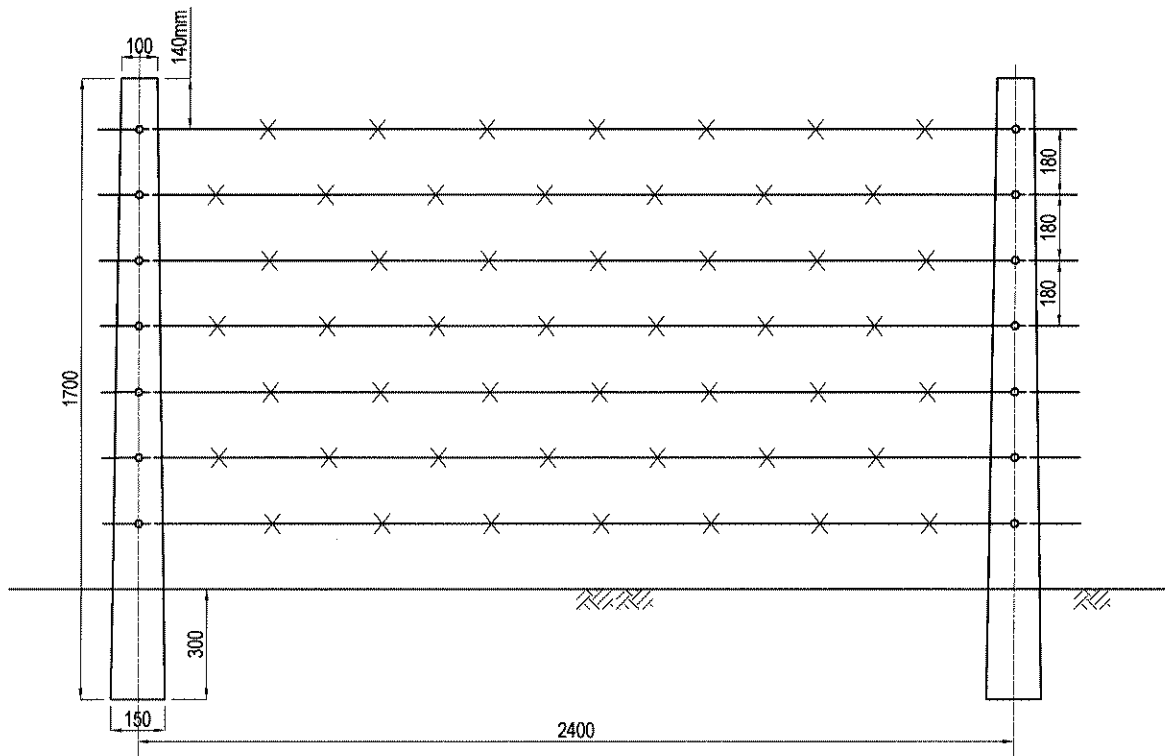




TOP VIEW AT PERFORATED PIPE

DEPARTMENT OF ENGINEERING SERVICES CENTRAL PROVINCE, KANDY	TYPE PLAN FOR PERFORATED PIPES IN RETAINING WALL	DRAWN BY- NISHANI	SCALE- NTS	DRG. NO.- CPC/CS/ 11/ 04 /2017/TYPE-ST/04
	DETAIL DRAWING	DESIGNED BY- Eng. A.G.SAMARASINGHE		DATE - 01-11-2017
	BSR ITEM -X-006	CHECKED BY-		
		Eng. S.A.S.K. WIJESEKARA Deputy Provincial Director (Engineering Services) Department of Engineering Services Central Provincial Council Kandy.		Eng. R. K. R. Senarathne Provincial Engineer (Engineering Services) Department of Engineering Services Central Provincial Council Kandy.

BARBED WIRE FENCE

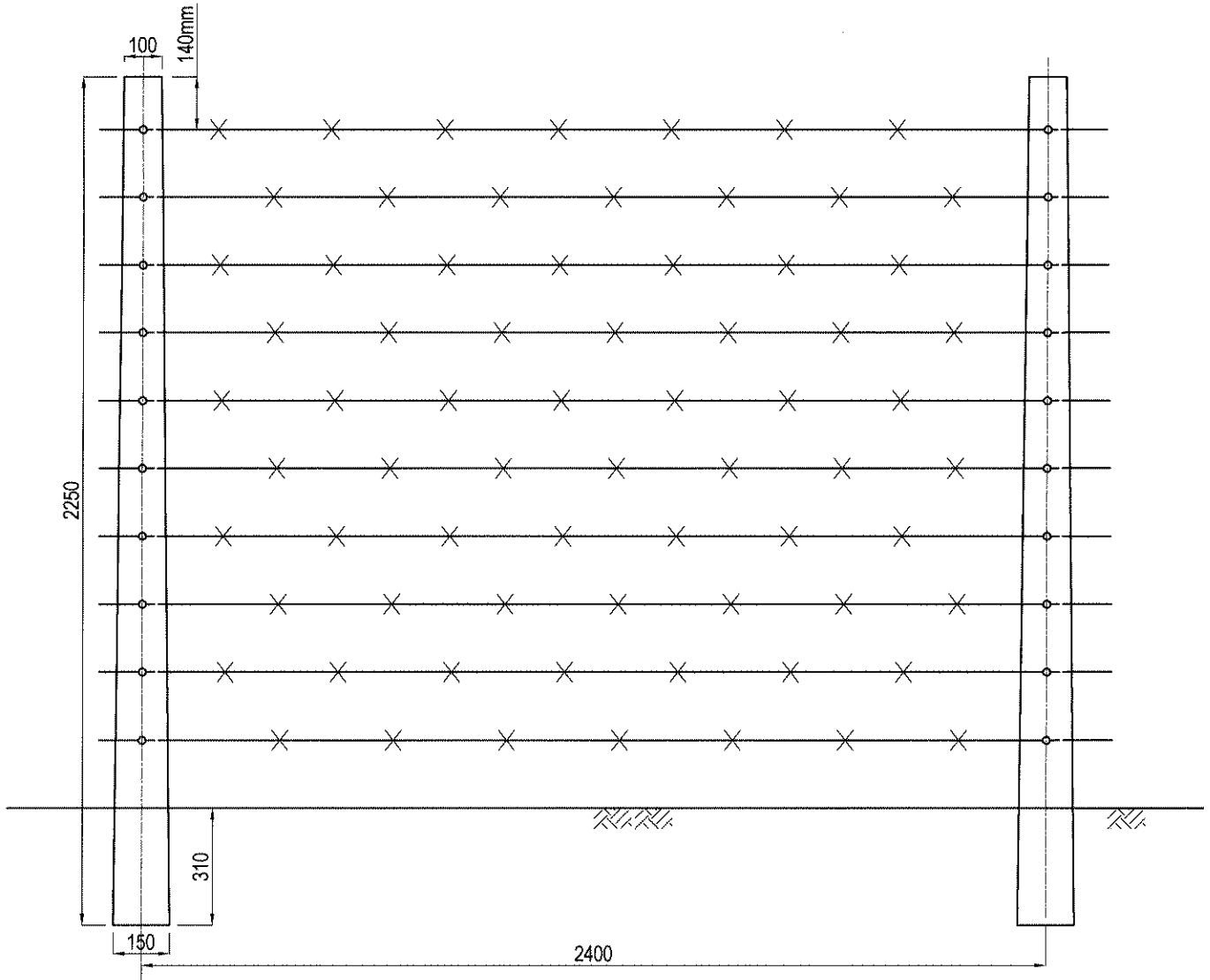
NOTE : 1.No of Strands = 07
 2.For detail of Fence Post
 REFER DRW NO
 CPC/CS/11 /04/2017/TYPE-ST/10



DEPARTMENT OF ENGINEERING SERVICES CENTRAL PROVINCE, KANDY	TYPE PLAN FOR BARBED WIRE FENCE DETAIL DRAWING BSR ITEM- X-007/X-009	DRAWN BY- NISHANI	SCALE- NTS	DRG. NO. CPC/CS/ 11/ 04 /2017/TYPE-ST/05
		DESIGNED BY- Eng. A.G.SAMARASINGHE		DATE - 01-11-2017
		CHECKED BY-		
		 Eng. S.A.S.K. WIJESAKA Deputy Provincial Director (Engineering Services) Department of Engineering Services Central Provincial Council Kandy		 Eng. R.K.R. SENEVIRATNE Deputy Provincial Director (Engineering Services) Department of Engineering Services Central Provincial Council Kandy

BARBED WIRE FENCE

- NOTE :**
- 1.No of Strands = 10
 - 2.For detail of Fence Post REFER DRW NO CPC/CS/11 /04/2018/TYPE-ST/11



DEPARTMENT OF ENGINEERING SERVICES
CENTRAL PROVINCE,
KANDY

TYPE PLAN
FOR
BARBED WIRE FENCE

DETAIL DRAWING

BSR ITEM- X-008 / X-010

DRAWN BY- NISHANI


SCALE- NTS


DRG NO-
CPC/CS/ 11/ 04 /2018/TYPE-ST/12

DESIGNED BY- Eng. A.G.SAMARASINGHE

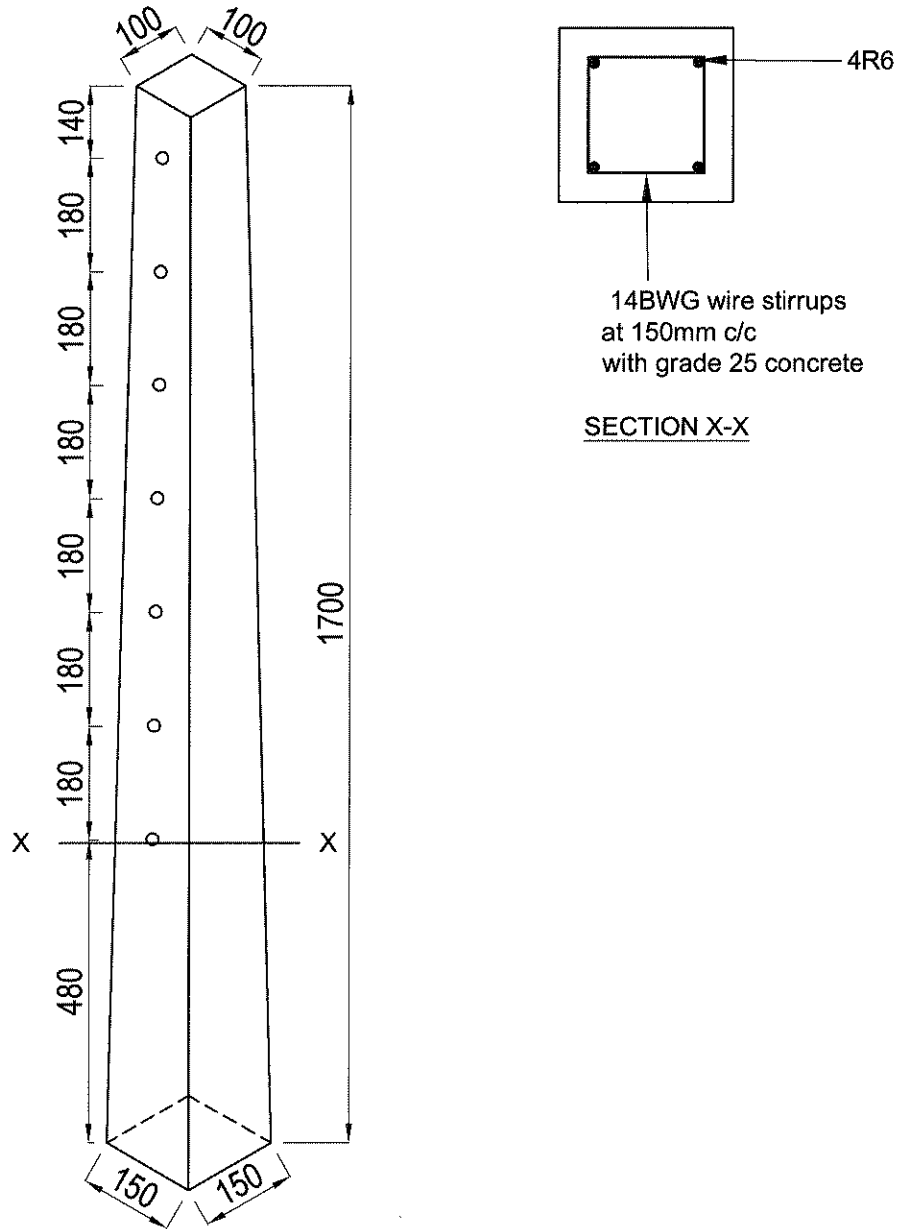
DATE - 10-11-2018



CHECKED BY-


Eng. S.A.S.K. WIJESEKARA
 Deputy Provincial Director (Engineering Services) - Planning
 Department of Engineering Services - Provincial Council
 DEPUTY PROVINCIAL DIRECTOR (ENGINEERING SERVICES) - PLANNING

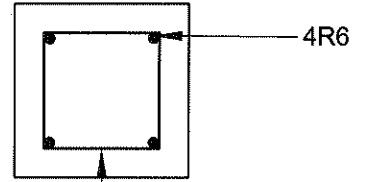
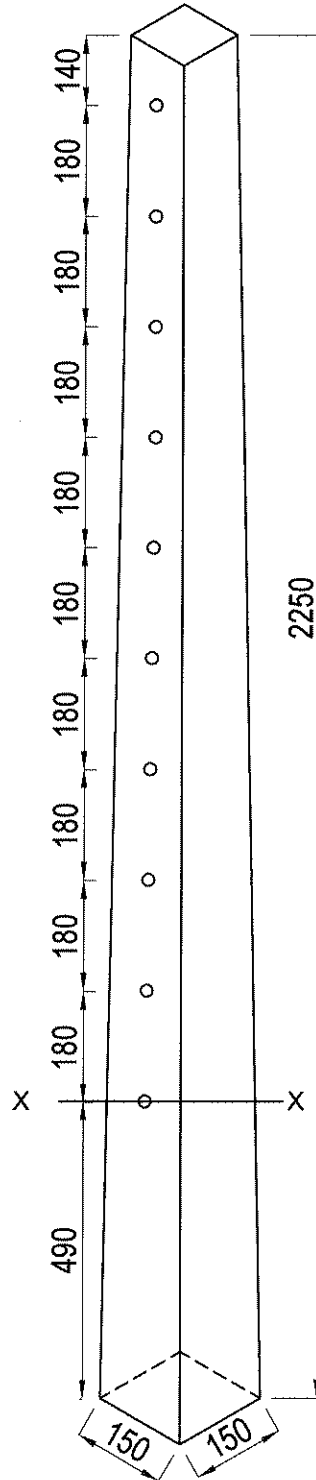

Eng. R. K. R. Senarathne
 Deputy Provincial Director (Engineering Services) - Planning
 Department of Engineering Services - Provincial Council
 DEPUTY PROVINCIAL DIRECTOR (ENGINEERING SERVICES) - PLANNING

CASTING & ERRECTING FENCE POST



DEPARTMENT OF ENGINEERING SERVICES CENTRAL PROVINCE, KANDY	TYPE PLAN FOR CASTING & ERRECTING FENCE POST DETAIL DRAWING BSR ITEM-X-011	DRAWN BY- NISHANI	SCALE-NTS	DRG. NO:- CPC/CS/ 11/ 04 /2017/TYPE-ST/10	
		DESIGNED BY- Eng. A.G.SAMARASINGHE		DATE - 01-11-2017	
		CHECKED BY-			
		 Eng. S.A.S.K. WIJESKAPA Deputy Provincial Director (Engineering Services) Department of Engineering Services Central Provincial Council Kandy		 Eng. R.K.R. Senarathne Deputy Provincial Director (Engineering Services) Department of Engineering Services Central Provincial Council Kandy	

CASTING & ERRECTING FENCE POST



14BWG wire stirrups
at 150mm c/c
with grade 25 concrete

SECTION X-X

DEPARTMENT OF ENGINEERING SERVICES CENTRAL PROVINCE, KANDY	TYPE PLAN FOR CASTING & ERRECTING FENCE POST	DRAWN BY- NISHANI SCALE-NTS DESIGNED BY- Eng. A.G.SAMARASINGHE CHECKED BY-
	DETAIL DRAWING	DRG. NO.- CPC/CS/ 11/ 04 /2018/TYPE-ST/11 DATE - 10-11-2018
	BSR ITEM- X-012	Eng. S.A.S.K. WIJESAKA Deputy Provincial Director (Engineering Services) Department of Engineering Services Central Provincial Council Kandy



HIGHWAY SCHEDULE OF RATES 2025

CONTENT

	Page
General Notes	3 - 17
Basic Rate	18 - 27
HIGHWAY SCHEDULE OF RATES	28 - 62

Highways Schedule of Rates – 2025
Provincial Road Development Authority
Central Province

General Notes

This rate schedule is based on basic rate approved on 04.12.2024

- 01 **Highways schedule of Rates (HSR)** becomes operative from 01.01.2025
- 02 This Highways Schedule of Rates is prepared to use for works under the preview of Provincial Road Development of Central Provincial Council Road sector.
- 03 In case, the resources are available at lesser rates depending on area and locality, the Engineer shall use such rates in the BOQ for the preparation of Estimates providing reasons.
- 04 Work has to be carried out as per (i) Standard Specifications for Construction & Maintenance of Roads and Bridge (S.S.C.M), issued by the Department published by Road Development Authority – Ministry of Highways – Sri Lanka in 1989.
- 05 The description of all items in the bills shall briefly conform to that in the relevant items appearing in this schedule so as to avoid any ambiguity. Control of material and measuring & paying shall be carried out as per S.S.C.M. 104 to 106.6 However provision for control of traffic and safety measures for the road users are not included under such items rate shall be provided separately and paid on approved S.S.R or on closely monitored work.
- 06 Quality Materials only shall be used in any works (S.S.C.M.1700).
- 07 Cement concrete pre-cast product to be brought from approved agencies. Approved qualities of cement according to the standards can only be used.

08 Certain items like extensive patching for maintenance etc. requires the prior approval from CE. /General Manager.

09 Special schedule of rates have to be approved by the General Manager Road for item that do not appear in this Highway Schedule of Rates.

10 Materials available / recovered during execution of works:

All suitable earth, rock, steel or precast material and components available or recovered from road excavation or demolition works shall be utilized in construction work with the approval of the Chief Engineer and surplus disposes as directed. In the case of bridge reconstruction works all bridge components such as steel girders, deck plates, and reinforcement etc., which are dismantled, shall be recovered and repaired for re use, these items should be taken to an inventory by the Executive Engineer and kept stock under good care for reuse. In the cause of rock blasting Material should be piled and taken to an inventory By the Executive Engineer before authorizing for payments.

11 **Transport**

11.1 The rates for “transport” include all modes of transport up to maximum distance of the stipulated range.

11.2 The most economical mode of transport shall always be adopted in transporting materials. The rate of payment for transport shall be made under any relevant item selected from code. T1-001 to T1-003b irrespective of the type of vehicles is used

11.3 The rates for transport including up to the maximum distance stipulated.

11.4 The rate for transport steel and cement in shall always be paid separately unless otherwise directed.

11.5 Transport of aggregate, soil, Emulsion and premix materials shall always be paid separately unless otherwise directed.

11.6 Rate for rubble transport up to 3 m shall be selected from item code T1-002 to T1-003b supported with justifiable reasons.

12 Excavation (S.S.C.M. 301-303)

12.1 Manual rates:

The rates given in this schedule if not otherwise stated are intended for manual excavation

- 12.2 The rates are included for excavation and loading or depositing up to 30 meters. Transport of excavated material more than 30 meters shall always be paid separately unless otherwise directed. In case of foundation excavation for structure, backfilling and compaction to be considered separately unless otherwise specified.
- 12.3 Additional excavation required for working space shall be decided by the Engineer and shall be paid at the same rate applicable to the item.
- 12.4 Soil is generally classified as in Standard Specifications. (S.S.C.M. 30012.
- 12.5 Similarly for Roadway Excavation with quantities more than 300 cu.m, rates given under item codes E1-027, E1-028 and E1-029 shall be adopted. When deviation from above rates is necessary, -payments shall be made on approved S.S.RR Based on actual site records (machine hours) or on work studies carried out under close supervision by the Engineer, after obtaining of the Technical Committee.
- 12.6 The rates include for excavation and loading or depositing up to 25 meters. Transport of excavated material more than 25 meters shall always be paid separately unless otherwise directed. In case of foundation excavation for structure, backfilling and compaction to be considered separately unless otherwise specified.
- 12.7 Construction of cofferdams that are necessary shall be paid separately. (S.S.C.M. 3002.6) Rates under items ST1-018, ST1-019, & ST1-020 are not applicable for bridge construction work. For bridge works, it shall be payable on SSRR based on closely monitored work studies or on day works at HSR/ machine hours, depending on the site condition.

12.8 De-watering necessary for cofferdams shall be paid separately. (S.S.C.M.3002. (6))

12.9 Rates under Items E1-001 to E1-019 are not applicable for the excavation for foundation of bridge structure. Payment for such excavation shall be made on approved S.S.RR based on closely monitored work studies or on day works at HSR/ machine hours, depending on the site conditions.

12.10 Trench excavation for utility services and reinstatement shall be according to S.S.C.M. 305 and shall be read in conjunction with the procedure to be followed by agencies when trenching highways. Under no circumstances pedestrians and traffic using the road shall be allowed to suffer or inconvenienced due to trenching work. Adequate notice have to be given to the public necessary safety precautions have to be taken in advance.

- | | | |
|-------------------|---|---------------------------------|
| a. Ordinary Soil | – | Sand, Loose Soil |
| b. Medium soil | – | Clay, Gravel |
| c. Hard soil | – | Stiff Clay/Cabook etc./ |
| d. Soft Rock | – | Weathered Rock/Sand Stone etc. |
| e. Hard Rock | – | Igneous/Metamorphic/Sedimentary |
| f. Marsh Material | – | Peat etc. |

Note: - Special Schedule of Rate to be prepared for item (f).

13 Aggregate /rubble (Including, Loading & Pilling)

13.1 Except where otherwise stated, the rates include preparing depots, loading and pilling

13.2 Transport of aggregate and rubble not included in the rates shall be paid separately.

13.3 Blasting operations shall be carried out as recommended in S.S.C.M. 306 and all works in blasting operations shall conform to the guidelines given in the National Environmental Act. No. 47 of 1980 and any subsequent amended

13.4 Prior approval shall be obtained from the Provincial General Manager for the use of 19 mm hand broken aggregate.

14 Earth filling & compaction (S.S.C.M. 304, 400 & 600)

14.1 Approved Soil that is piled shall be spread, watered and well compacted by rolling as per Standard Specifications.

14.2 The rates for earth compaction include the cost of watering.

14.3 Rates given for the item EW1-003, EW1-004, EW1-005, EW1-006, EW1-007, EW1-008 and EW1-009 on loose volume are for the work where the % density is not specified. If the rates to be deiced on compacted volume basis, the rates for loose volume shall be adjusted by multiplying the specified factor corresponding to the required % density by the factor given in table below.

Density %	Factor
1. For standard density not less than 95%	1.35
2. For standard density not less than 100%	1.42

14.4 For rates another density, S.S.R should be approved by the Provincial General Manager.

14.5 Transport of water beyond 25m shall be paid separately

14.6

(i) The normal output of earth compaction per day will be 66 Cubic Meters using 8-10 ton Road Roller

(ii) For earth work in widening of existing roads where the average width is less than 15 meters, the output of earth compaction using 8-10 ton Road Roller shall be considered as 50 Cubic Meters per day.

14.7 Use of small compaction equipment shall be allowed only if the space is restricted for operating 10 ton Road roller or equipment.

15 Rubble paving (rip rap protection S.S.C.M. 804)

- 15.1 P1-001 to P1-004 does not include the cost of rubble, which shall be paid for separately. The coverage of paving is as follows.
- i. For pitch paving 225mm thick 0.26 cu.m of rubble per square Meter
 - ii. For pitch paving 150mm thick 0.17 cu.m of rubble per square Meter
 - iii. For flat paving 225mm thick 0.21 cu.m rubble per square Meter
 - iv. For flat paving 150mm thick 0.15 cu.m rubble per square Meter
- 15.2 Rubble/rip rap paving shall be carried out to avoid damages by watercourses, slip, and slides to road embankments. Action shall be taken to include this item to routine/periodic maintenance flood damage items.

16 Aggregate Compaction (S.S.C.M. 403-408)

- 16.1 The normal coverage areas shall be as follows:
- (i) For paved roads scarified for full width and for strip metaling 14.5 to 19.7 sq.m shall be compacted with 1 cu.m of new 50mm aggregate.
 - (ii) For construction of new bases and for edge correction 100sq.m shall be compacted with 8.8-10.0 cu.m of new 50mm aggregate spread in two layers to 100mm loose thickness.
- 16.2 Edge correction shall be 0.6m (approx) in width and edge strengthening shall be 1.2m (approx) in width using 100, 50, & 19 mm aggregate conforming to S.S.C.M 1103.
- 16.3 Strip metaling shall be considered only when the surface section to be metaled is in narrow strips less than 1.2m in width.

- 16.4 For construction of new bases, where aggregate compaction of the 19mm and 50mm is required 1.0 cu.m of 19 mm aggregate is adequate for compacting with 10 cu.m of 50mm.
- 16.5 The normal quantities of aggregate that shall be compacted per day as follows:
- (i) For full width of paved road including scarifying and/or hand picking the surface will be 12.75cu.m of new aggregate per day (8 hours).
 - (ii) For construction of new bases, 23.5 cu.m of new aggregate per day (8 hours).
 - (iii) For strip or edge correction including loading scarifying and/ or handpicking the surface, 9.90 cu.m per day (8 hours).
- 16.6 The average rate of traveling of Oil/Diesel Roller is 20 Km per day.
- 16.7 Metal Construction
- (i) The rates for items from R1 – to R1 – include the necessary re transport of metal and no further re transport could be paid.
 - (ii) The rates for metal consolidation include transport of water.
 - (iii) Certificate of payments for metal involved should be based on metal pile measurements.
 - (iv) For Extensive patching the prior approval of the Chief Engineer should be obtained maximum quantity involving in normal patching is decided by the deputy General Manager (Construction).
 - (v) The Executive Engineer/Technical Officer will carry out of physical check of bitumen issued to contractors.
 - (vi) For this analysis the grading of the base course for 1 m³ as followed.

No	Material	Composition
1	[37.50 mm]]	0.20 M3 (20 % of Vol.)
2	25.00 mm	0.20 M3 (20 % of Vol.)
3	18.00 mm	0.20 M3 (20 % of Vol.)
4	12.00 mm	0.20 M3 (20 % of Vol.)
5	Quarry dust mm	0.20 M3 (20 % of Vol.)

For the use at site, prior approval of CE/DD roads should be obtained for gradation.

Before certifying the payment for the item S/-001 to S/-040 a (section 7) the technical Officer has to measure that the actual rate of application of bitumen and the material return to be adjusted, according to rate of application.

The rate for item M1-001, M1-004 and M1-007 to M1-0013 include the necessary re-transport of aggregate and no further re-transport costs shall be paid.

- 16.8 The actual scarified area (which is not necessary the bitumen surfaced area) shall be paid for in item M1-002 & M1-003. Normally 0.3m width (approx.) shall be reckoned as requiring scarifying for edge correction.
- 16.9 Tempering and sharpening for scarifies tines are included in the rates for item M1-003 and shall not be paid for separately.
- 16.10 Transport of water beyond 25 meters shall be paid separately.
- 16.11 Before certifying the payment for the item S/-001 to S/-040 a (section 7) the technical Officer has to measure that the actual rate of application of bitumen and the material return to be adjusted, according to rate of application. It is the responsibility of the Technical Officer to maintain the applying rate of bitumen within the given range.

17 Road side and drainage systems (S.S.C.M 104)

- 17.1 The rates exclude the cost of loading, unloading and transporting but include spreading suitably in the vicinity unless otherwise directed.
- 17.2 Culvert inlets and outlets should be cleaned before and after the rains.
- 17.3 For clearing choked culvert (item DR1-012) with head room/ diameter less than 1 meter, day works rates shall be adopted.
- 17.4 Drains should be cleared before commencing any types of surfacing (S.S.C.M 501-507)

18 Bridge, Culvert, retaining walls, ECT. (S.S.C.M 1001-1010)

Note;

- 18.1 Concrete work
Concrete mixers should be used for mixing of all reinforced concrete or concrete specified by their Grade and in other concrete mixing, exceeding 3 cu.m, unless otherwise directed. Weigh batch mixers shall be used for all concrete specified on Grade 25 and above.
- (i) The cost of shuttering is not included in the rate, and shall be paid separately.
- (ii) The cost of hire charge for concrete mixer is included in the rates for concrete using mixers.
- (iii) Construction of necessary cofferdam, shoring, forming and de-watering shall be paid separately.
- (iv) For all concrete with 19mm aggregate, crusher plant materials shall be used unless otherwise directed.
- 18.2 Only sand of approved quality shall be used for cement mix, mortars & concretes.

- 18.3 The rate includes the cost of transport up to 30 meters on level ground in the relevant items. Any vertical transport required in excess of first 1.5 meters upwards or down wards shall be separately considered.
- 18.4 Transport of water beyond 25 meters shall be paid separately.
- 18.5 To obtain the normal mix of cement concrete 1:2:4 19 mm; batching of materials in the field under average condition will be in the proportions 1:2 ½:4 volumes. Cement concrete 1:3:6 (37.5 mm) and cement concrete 1:4:8 (50 mm) may continue to be batched by volume in the specified normal proportions; cement should be by bags of 50 Kg. and shall deem to be 0.035 cu.m in volume.
- 18.6 The quantities of the various materials for cement concrete and cement mortars required to yield an average workable mix shall be as follows.

In items 12 – 15 the cement quantity is exclusive of that required for smoothing where necessary.

No	Description	Proportion [normal mix] or Grade	yield Unit	Cement in 50 Kg.	sand (cu.m)	Aggregate / Rubble (cu.m)
1	cement concrete	g ⁴⁰ (19 mm)	cu.m	8.26*	0.46*	0.79*
2	cement concrete	g ³⁰ (19 mm)	cu.m	7.16*	0.48*	0.80*
3	cement concrete	g ²⁵ 19 mm)	cu.m	7.16*	0.50*	0.79*
4	cement concrete	g ²⁵ (37.5mm+19 mm) 70% 30%	cu.m	5.86*	0.46*	37.5=0.62* 19.0=0.27*
5	cement concrete	g ²⁰ (19 mm)	cu.m	6.04*	0.53*	0.79*
6	cement concrete	1:1 ½:3 (19 mm)	cu.m	8.12	0.60	0.91
7	cement concrete	1:2:4 (19 mm)	cu.m	5.65	0.60	0.90
8	cement concrete	1:2:4 (37.5 mm)	cu.m	5.65	0.60	1.00
9	cement concrete	1:3:6 (19 mm)	cu.m	4.38	0.60	0.91
10	cement concrete	1:3:6 (37.5 mm)	cu.m	4.38	0.60	1.00
11	cement concrete	1:4:8 (19 mm)	cu.m	3.18	0.60	1.00
12	12.5 mm cement render	1:2 mix	sq.m	0.15	0.013	-
13	19.0 mm cement render	1:2 mix	sq.m	0.23	0.020	-
14	12.5 mm cement render	1:3 mix	sq.m	0.12	0.016	-
15	19.0mm cement render	1:3 mix	sq.m	0.19	0.024	-

16	Random Rubble masonry in cement/sand mortar	1:6 mix	cu.m		0.40	1.10
----	---------------------------------------------	---------	------	--	------	------

* The above mix proportion for Grade concrete is given for estimation purposes.

The actual proportion for Grade concrete shall be directed by mix designs at sit and the rates shall be adjusted with the approval of the Provincial General Manager.

18.7 Ready mixed concrete;

Ready mix concrete shall be used only on the written approval of the General Manager and for the procumbent of the material government tender procedure

The contractor for ready mix concrete shall be a copious supplier having minimum of one year experience of supplying ready mix concrete to project acceptable to the tender board and shall have sufficient & pumping facilities, laboratory facilities for quality control and qualified staff.

18.8 Wearing surface for R.C.C/ P.C.C. decking (S.S.C.M. 1403)

Generally for 74.5 sq.m of 50mm thick compacted wearing surface, the quantities of material required will be 3.5 cu.m 19mm to 3.2mm graded aggregate, 2.3cu.m sand and 381 liters Bitumen and 91 liters of kerosene. If Emulsion is used, the quantity of material required is 500 liters of Emulsion and 273 liters of water.

18.9 Concrete pipe culvert (S.S.C.M. 1403)

- (i) The diameter of pipes indicated refers to the internal diameter.
- (ii) The rates include the cost of pipe, collars, rolling up to the distance of 30m lowering to bed up to 1.8 meter depth, aligning and fixing.
- (iii) Excavation and backfilling of trench is not included in the rates unless otherwise mentioned.

19 Labour, Plant and Materials

19.1 All labor, plant, equipment and materials have to be provided by the contractor.

19.2 The Engineer should maintain performance records of all types of machinery for future reference.

20 Maintenance of road signs and marking (S.S.C.M. 1501 -1502)

All traffic signs, kerbs, parapets, guardrails, barricading and Km posts should be painted at least once a year.

21 Quality control work; (S.S.C.M. 1600)

21.1 Special attention should be made to control the alignment, thickness and surface regulation of pavement layers as per section 1601 of the S.S.C.M.

22 Working rates of HSR are calculated as follows

a. For the projects where the Total Cost Estimate (TCE) is less than or equal 05 million rupees

✓ Overheads & profit margin is taken as 20% of the basic rate.

Where,

Item No	Overhead Type	Percentage
A	Site Overhead	10.4%
B	Profit	10.0%
	Total Overhead & Profit	20.4%
	Say	20.0 %

Table-01

Item No	Site Overhead	Percentage
1	Supervision of work (wage of work Supervisor)	1.0%
2	Supervision of labor (wage of ganger)	4.0%
3	Temporary works:	
	a. Control stores building	0.6%
	b. Provision of water, light etc.	0.3%
	c. Stacking of material including cement & steel	0.4%
4	Security for construction sites	0.8%
5	Setting out according to the drawing	0.5%
	a. Providing sample for testing	0.2%
6	Transportation of supervisory staff	1.0%
7	Interest in capital investment	1.6%
	Total	10.4%

Table-03

✓ Overheads Rate = Basic Rate + Overheads & Profit Margin

b. For the projects where the Total Cost Estimate (TCE) is over 05 million rupees

- ✓ Separate preliminary bill shall be included (Applicable site overhead percentages for the preliminary bill shall be taken from table -03)
- ✓ Overheads & profit margin is taken as 16% of the basic rate.

Item No	Overhead Type	Percentage
A	Site Overhead	6%
B	Profit	10%
	Total Overhead & Profit	16%

Table-02

Item No	Site Overhead	Percentage
1	Head office and rent, light, telephone, stationery suppliers, Furniture, Etc. for same	0.6%
2	Salaries head office manager, Engineer's, Technical Assistances, Draughtsman, Clerks, Stenos, Typists, Minor staff and drivers	1.2%
3	Transportation and subsistence of head office staff	1.0%
4	Insurance , Interest, and Taxes on business	0.4%
5	Legal expenses and consultancy fees	0.2%
6	Workshop and yard rents, sheds, garages and supplies	2.2%
7	Salaries of workshop and yard storekeepers, drivers, foremen, Mechanics and workmen	0.4%
	Total	6.0%

Table-04

$$\checkmark \text{ Overheads Rate} = \text{Basic Rate} + \text{Overheads \& Profit Margin}$$

Method of Measurement

- I. The Bill of Quantities have been generally prepared in accordance with principles of the Standard Method of Measurements for Building works in Sri Lanka (SLS 573 1999)
Head transport rates given in Irrigation rate have to be taken for slop angle less than 20 in hilly areas, when the slop angle exceeds 20° the head transport to be referred to central provincial price committee report 2021. However, considering site condition, engineer can decide the necessary Head transport.
- II. A Confidential document and to be used for Central provincial council work only

- III. This document to be used for estimation purpose only
- IV. Additional should be prepared for any item deviate from the description or not listed based on Irrigation rate Annalise / work study

SI – British conversion factors

Mass 1Kg	2.204 lb
Length 1m	3.281 ft
Volume 1m ³	35.315 ft ³
1 Cu.ft	0.028 m ³
1 Sqrs	9.29 m ²
1 cub	2.831 m ³
1 sq.ft	0.092 m ²
1 lb	0.453 Kg
1 cwt	50.802 Kg
1 gal	4.546 l

23 HSR Analysis is for internal use only. It cannot be produced in Court of law as reference/ authority and thus is a privilege document.

Highway Schedule of Rates - 2025

Provincial Road Development Authority - Central Province

BASIC RATES FOR 2025

CENTRAL PROVINCIAL PRICE COMMITTEE - 2025

HSR Item No	Description	Unit	Rate (Rs.)
B0-001	Labour Skilled A (SK A)	Day	4,000.00
B0-002	Labour Skilled B (SK B)	Day	3,500.00
B0-003	Labour Semi Skilled (S/SK)	Day	2,600.00
B0-004	Labour Unskilled (U/SK)	Day	2,500.00
B0-101	Tar Boiler (Heating with firewood) (Less Operator)	Day	600.00
B0-102	Concrete / asphalt mixer (400 ltrs)	Day	5,500.00
B0-103	Bitumen sprayer (Less Operator)	Day	4,000.00
B0-104	Water tank+50mm pump (Less Operator)	Day	1,765.00
B0-105	Welding plant with generator	Day	6,950.00
B0-106	Porker vibrator (90 kg) (Less Operator)	Day	2,156.28
B0-107	Plate vibrator (90 kg) (Less Operator)	Day	5,264.00
B0-108	Vibrating rammer (60kg)(Less Operator)	Day	3,900.00
B0-109	Vibrating roller (1/2-1 ton)	Day	7,264.00
B0-110	Vibrating roller (smooth-10 tons)	Day	42,640.00
B0-111	Smooth/road roller (8-10 tons) static	Day	21,320.00
B0-112	Pneumatic road roller (8-10 tons)	Hour	5,955.00
B0-113	Motor grader (65 HP)	Day	40,376.00
B0-114	Motor grader (120-140 HP)	Day	50,376.00
B0-115	Backhoe loader (2 WD)	Day	25,660.00
B0-116	Wheel loader (1.4 cu.m)	Day	38,848.00
B0-116A	Wheel Loader (1.7 cu.m)	Day	38,848.00
B0-117	Tractor & trailer (0.75 cube:)	Day	8,160.00
B0-118	Lorry /Tipper/ Dump truck (exceeding 10.0 km)- Rate for 10.0 km	Cu.m/km	N/A
B0-119	Lorry /Tipper /Dump truck Rate for Up to 10.0 km	Cu.m/km	N/A

Highway Schedule of Rates - 2025

Provincial Road Development Authority - Central Province

BASIC RATES FOR 2025

CENTRAL PROVINCIAL PRICE COMMITTEE - 2025

HSR Item No	Description	Unit	Rate (Rs.)
B0-120	Transport of premix by dump truck-Rate for 1 km	M.ton/km	31.05
B0-120A	Transport of Emulsion per 100 litres	km/100ltr	6.50
B0-121	Sand/chip spreader-propelled	Day	25,000.00
B0-121A	Sand/chip spreader-towed	Day	2,500.00
B0-122	Farm tractor & broom	Day	5,680.00
B0-123	Emulsion sprayer self prop.(4000 litres)	Day	26,645.00
B0-124	Wheel loader (2.7-3.1 cu.m)	Day	41,385.00
B0-124A	Wheel loader (2.0-2.3 cu.m)	Day	33,390.00
B0-125	Lorry 3 ton (2.5cu.m) (beyond 10Km)	km	100.75
B0-126	Lorry 5 ton (3.5 cu.m) (beyond 10Km)	km	140.50
B0-127	Lorry 7 ton (4.5 cu.m) (beyond 10Km)	km	141.75
B0-128	Water bowser (6000 litres)	Day	19,435.00
B0-129	Asphalt paver (crawler)	hour	8,192.50
B0-129A	Asphalt paver (Wheel)	hour	8,455.00
B0-130	Tanker only (20000 litres)	hour	311.00
B0-131	Prime mover old (for 20000 L tanker)	hour	5,675.00
B0-132	Baby dumper 0.75 cu.m (Less Operator)	hour	2,017.50
B0-133	Water pump 4"(with Operator)	hour	1,700.00
B0-133A	Water pump 2" (less operator)	hour	762.50
B0-134	Sludge pump 4"(with Operator)	hour	2,050.00
B0-135	Vibrating Roller (6-7 tons) tandem	hour	3,415.00
B0-136	Concrete mixer with weigh batcher 114/10 *	Day	7,140.00
B0-137	Trolley emulsion (less operator)	hour	114.70
B0-138	Sprayer emulsion hand cart	hour	815.91

Highway Schedule of Rates - 2025

Provincial Road Development Authority - Central Province

BASIC RATES FOR 2025

CENTRAL PROVINCIAL PRICE COMMITTEE - 2025

HSR Item No	Description	Unit	Rate (Rs.)
B0-139	Road marker hand cart gas heater	hour	2,376.00
B0-140	Bitumen distributor 750 litres	hour	1,700.00
B0-141	Tank truck bitumen 10000 Ltr	hour	5,850.00
B0-142	Crusher stone 40t/h	hour	11,493.26
B0-143	Track drill crawler	hour	1,808.50
B0-144	Compressor air 750 CFM	hour	6,918.75
B0-145	Slurry sealing Machine	hour	13,399.51
B0-146	Backhoe JCB (90HP)4WD	Day	36,512.00
B0-147	Asphalt plant 60t/h hot mix	hour	20,618.02
B0-148	Cold mix plant 15ton	hour	10,651.02
B0-149	Pick up truck 2 WD	km	63.22
B0-150	Farm tractor with water bowser	hour	1,270.31
B0-151	Lorry 17 ton Self Loading (wet)	km	371.50
B0-152	Tractor with Emulsion Bowser	hour	818.00
B0-153	Emulsion Tank Truck (8000litres)	km	179.43
B0-154	Dozer (Crawler Tractor)D-4 D-41(80-100Hp)	hour	5,260.00
B0-155	Excavator Mobile	hour	3,504.00
B0-156	Air Compressor 175 CFM	hour	2,573.00
B0-157	Hand held Breaker (Demolisher) (less operater)	Day	506.65
B0-158	Low Bed (12 Wheel)	km	743.00
B0-159	Excavator 120	hour	6,500.00
B0-201	Approved soil type I & II for bases & shoulders	Cu.m	1,590.00
B0-202	Approved soil type I & II for embankments	Cu.m	1,590.00
B0-301	(150mm-225mm) rubble- (vehicle measurement excluding piling)	Cu.m	2,650.00

Highway Schedule of Rates - 2025

Provincial Road Development Authority - Central Province

BASIC RATES FOR 2025

CENTRAL PROVINCIAL PRICE COMMITTEE - 2025

HSR Item No	Description	Unit	Rate (Rs.)
B0-302	(150mm -225mm) rubble piling	Cu.m	2,825.00
B0-303	Manually Production (100mm) Aggregate	Cu.m	4,595.00
B0-304	Manually Production (75mm) Aggregate	Cu.m	Deleted
B0-305	Manually Production (50mm) Aggregate	Cu.m	Deleted
B0-306	Manually Production (37.5mm) Aggregate	Cu.m	Deleted
B0-307	Crusher Production (25mm) Aggregate	Cu.m	3,710.00
B0-308	Manually Production (19mm) Aggregate	Cu.m	Deleted
B0-308A	Crusher Production (19mm) Aggregate	Cu.m	3,595.00
B0-309	Crusher Production (12.5mm) Aggregate	Cu.m	3,625.00
B0-310	Crusher Production (37.5mm)-do-(S.S.C.M.T:1701.4)	Cu.m	3,180.00
B0-311	Crusher Production (50MM)-do-(S.S.C.M.T:1701.4)	Cu.m	3,270.00
B0-312	Crusher fines(6.3 mm down wards)	Cu.m	2,739.00
B0-312A	Crusher fines(Quarry Dust)	Cu.m	2,120.00
B0-313	Crusher Produced (37.5mm)graded (table 1701.5 for ABC)	Cu.m	3,440.00
B0-314	Aggregate for seal coat 19mm (SSCM table 1701-8)	Cu.m	3,445.23
B0-315	Aggregate for seal coat 12.5mm (SSCM table 1701-8)	Cu.m	3,268.55
B0-316	Aggregate for seal coat 9.5 mm (SSCM table 1701-8)	Cu.m	3,268.55
B0-331	River sand for road surface (sscm table 1701-9)	Cu.m	3,533.57
B0-332	River sand for concrete & masonry work (sscm table 1701-2)	Cu.m	3,533.57
B0-340	Common burnt clay building bricks (SLS 39:1978)	Nr.	20.00
B0-351	Bitumen 80/100 (200 Ltr drums) (ex-stockist)	ltr	165.00
B0-351A	Bitumen 60/70 (140 liter drums) (Ex Stock)	ltr	165.00
B0-352	Emulsion -C.S.S.1 (Excluding transp.)	ltr	150.00
B0-353	Emulsion -C.R.S.1 (Excluding transp.)	ltr	150.00
B0-354	Emulsion -C.R.S.2 (Excluding transp.)	ltr	150.00
B0-355	Bitumen80/100 [bulk] (ex refinery) for asphalt plant	ltr	160.00

Highway Schedule of Rates - 2025

Provincial Road Development Authority - Central Province

BASIC RATES FOR 2025

CENTRAL PROVINCIAL PRICE COMMITTEE - 2025

HSR Item No	Description	Unit	Rate (Rs.)
B0-355A	Bitumen 60/70 (Bulk) (Delivery at Site) for all asphalt plants	ltr	160.00
B0-361	Asphalt concrete surfacing material binder 60/70 5% MIX-dense [19mm] - Ex-plant	M.t	Deleted
B0-361A	Asphalt Concrete Surfacing Material binder 60/70 5% Mix-Dense (19MM)	M.t	Deleted
B0-362	Asphalt concrete bound base material binder 3.53% MIX-dense (37.5mm) - Ex-plant	M.t	17,000.00
B0-362A	Asphalt concrete binder course material: binder 60/70: 4.2% mix-dense (19mm)	M.t	Deleted
B0-365	Asphalt concrete-cold mix with cut back 20%-binder 5.5% MIX*-dense (19mm) Ex-plant	M.t	Deleted
B0-366	Cold mixed asphalt with emulsion CSS-1 (6.67% by wgt of agg.) & 19mm Aggregate Ex-plant	M.t	Deleted
B0-391	Sawn timber class 1 (local)-(incl Loading ,unloading)	Cu.dm	80.00
B0-392	Sawn timber class 2 (local)-(incl Loading ,unloading)	Cu.dm	60.00
B0-393	Timber round jungle-100mm minimum & 150 mm average diameter (incl transport)	L.m	80.00
B0-394	Timber round jungle-150mm minimum & 200 mm average diameter (incl transport)	L.m	150.00
B0-395	Firewood	Cu.m	4,750.00
B0-396	Plywood (MR) for formwork-15 mm thick (incl transport)	Sq.m	1,944.44
B0-397	Bamboo tree length greater than 8 meters	Nr.	500.00
B0-401	Portland cement(50kg)	Bag	1,567.80
B0-411	Mild steel (incl transport)	kg	254.24
B0-411A	Tor steel (incl transport)	kg	254.24
B0-431	Binding wire (incl transport)	kg	380.00
B0-432	Wire nails / m.s.bolts & nuts (incl transport)	kg	338.98
B0-433	Stainless steel 20 mm dia.(for dowels) (incl transport)	L.m	Deleted
B0-448	Standard road kerb 125x250x900 G20 concrete (Ex factory)	Nr.	Deleted
B0-449	Paving slab 450x450x50mm G20 concrete	Nr.	Deleted

Highway Schedule of Rates - 2025

Provincial Road Development Authority - Central Province

BASIC RATES FOR 2025

CENTRAL PROVINCIAL PRICE COMMITTEE - 2025

HSR Item No	Description	Unit	Rate (Rs.)
B0-450	Bridge kerb 915	Nr.	Deleted
B0-451	Standard reinforced concrete uprights for bridges (new design) Drawing No. T/B/102/B	Nr.	Deleted
B0-452	Standard reinforced concrete Hand rails for bridges (new design) Drawing No.T/B/102/B	Nr.	Deleted
B0-453	Coupling pairs for hand rails	pair.	Deleted
B0-454	Rain water channels 609 mm long	Nr.	Deleted
B0-455	Cement sand Hollow block16"x8"x4"	Nr.	125.00
B0-501	Blasting powder	kg	1,650.00
B0-502	Fuse wire	L.m	85.00
B0-503	Steel Jumper	kg	805.08
B0-504	Electric detonators	Nr.	136.00
B0-505	Dyna cord	L.m	85.00
B0-506	Gelignite	kg	4,693.00
B0-507	Ammonium nitrate	kg	908.00
B0-508	Ordinary Detonator	Nr.	44.00
B0-531	Bituminous emulsion (CRS-2)	ltr	150.00
B0-534	Glue	kg	1,926.00
B0-537	Lime - Boiled	kg	30.00
B0-541	Enamel paint	ltr	1,528.87
B0-542	Paint-anti corrosive	ltr	980.00
B0-543	Paint-reflective	ltr	3,635.00
B0-544	Paint-emulsion	ltr	1,043.43
B0-545	Rust remover	ltr	2,250.00
B0-546	Emulsion for exterior use (weathershield)	ltr	1,188.56

Highway Schedule of Rates - 2025

Provincial Road Development Authority - Central Province

BASIC RATES FOR 2025

CENTRAL PROVINCIAL PRICE COMMITTEE - 2025

HSR Item No	Description	Unit	Rate (Rs.)
B0-547	Road marking paints (yellow)	ltr	3,843.00
B0-548	Road marking paints (white)	ltr	3,843.00
B0-601	Industrial kerosene oil (Petroleum Corporation Rates)	ltr	210.00
B0-602	Mould oil (including transport Rates)	ltr	283.00
B0-611	Lubricant (Oil) (Petroleum Corporation Rates)	ltr	1,400.00
B0-612	Auto Diesel (Petroleum Corporation Rates)	ltr	283.00
B0-613	Petrol (Petroleum Corporation Rates)	ltr	311.00
B0-614	Furnace oil for burners	ltr	207.00
B0-615	Gas L.P	kg	305.00
B0-616	Lubricant (Grease) (Petroleum Corporation Rates)	kg	3,250.00
B0-631	Baskets - Steel (5.00 ltr)	Nr.	850.00
B0-632	Gunny bags (large)	Nr.	65.00
B0-632A	Poly sacs (65 kg capacity)	Nr.	140.00
B0-633	Cotton waste	kg	250.00
B0-634	Salt	kg	112.00
B0-635	Empty tar barrels (180 ltrs)	Nr.	250.00
B0-636	P.V.C.Pipe 110 mm dia type 250	L.m	1,150.00
B0-636B	P.V.C.Pipe 110 mm dia type 400	L.m	1,724.00
B0-637	PV.C.Pipe 50 mm dia	L.m	1,377.12
B0-638	Hard rubber 12 mm thick*75 mm wide	L.m	1,505.00
B0-639	Polythene 325 mm dia gauge 300 (flat width 505mm approx)	kg	670.00
B0-640	Alluminium sheet 24 SWG	Sq.m	2,120.00
B0-641	Angle Iron 50x50x6mm	M.t	254,237.29

Highway Schedule of Rates - 2025

Provincial Road Development Authority - Central Province

BASIC RATES FOR 2025

CENTRAL PROVINCIAL PRICE COMMITTEE - 2025

HSR Item No	Description	Unit	Rate (Rs.)
B0-642	M.S. Plate 12mm thick	M.t	275,423.73
B0-643	Adhesive 250 GM tin	Nr.	795.00
B0-704	Barricading (small work items) - 15m/kg	Lm	113.00
B0-705	Barricading lighting signalling	Day	Deleted
B0-711	Cement sand & water for jointing hume pipes 152 mm diameter	Nr.	Deleted
B0-712	Cement sand & water for jointing hume pipes 229 to 610 mm diameter	Nr.	Deleted
B0-713	Cement sand & water for jointing hume pipes 915 mm diameter	Nr.	Deleted
B0-714	Cement sand & water for jointing hume pipes 1220 mm diameter	Nr.	Deleted
B0-715	Coir rope (for scaffolding) 100 ft	Nr.	580.00
B0-716	Coir string for cutting side drains (per 2.83 cu.m)	Nr.	Deleted
B0-717	Coir string for for fixing scaffolding (per 93 square meters)	Nr.	Deleted
B0-718	Minor repairs parapets with cement sand and water (per 9.29 sq.meters)	Nr.	Deleted
B0-720	Fuel (For loosening road surface in manual breaking 50mm depth)	Ltr	210.00
B0-723	Fuel Forge etc.(per 2.83 cum blasting)	Ltr	283.00
B0-732	Ladders (per 93 square meters)	Nr.	Deleted
B0-741	Paint (for lettering and numbering items)	Ltr	1,528.87
B0-746	Pegs (for turfing in 19 sq m area)	Nr.	40.00
B0-751	Sand paper (per 9.29 sq meters)	Nr.	100.00
B0-752	Sharpening scarifier tynes (for 307 sq.meters)	Nr.	Deleted
B0-761	Timber planks & Bamboos (for 93 sqm)	Nr.	Deleted
B0-762	Timber posts horizontal etc (for barricading work in 4 linear meters)	Nr.	Deleted

Highway Schedule of Rates - 2025

Provincial Road Development Authority - Central Province

BASIC RATES FOR 2025

CENTRAL PROVINCIAL PRICE COMMITTEE - 2025

HSR Item No	Description	Unit	Rate (Rs.)
B0-781	Allow for water for mixing by machine	Cu.m	Deleted
B0-782	Allow for water for mixing concrete manually	Cu.m	Deleted
B0-784	Allow water for Gravel Compaction	Cu.m	Deleted
B0-785	Allow water for Aggregate Compaction	Cu.m	Deleted
B0-786	Allow for moistening road surface	Nr.	Deleted
B0-787	Allow for Water bucket and coir rope	Nr.	Deleted
B0-788	Water for general purposes	ltr	1.00
B0-791	White washing empty barrels (pen grade)	Nr.	Deleted
B0-792	White washing with Lime timber posts horizontals ETC. (in 4 l.m barricading)	Nr	150.00
B0-800	Thermo plastic road marking material (white)	kg	237.00
B0-801	Thermo plastic road marking material (yellow)	kg	237.00
B0-802	Glass Beads	kg	237.00
B0-803	Cats eye 100mm*100mm	Nr.	4,500.00
B0-901	75 x 8mmdia Nuts and Bolts	Nr.	65.00
B0-902	Saw Dust	Cu.m	150.00
B0-907	Mild Steel Formwork for Standard Boundary Marker Stone for 15 Guard Stone (750mm x 20mm x 75mm)	Nr.	4,392.00
B0-956	Mobile Crane	Hrs	8,341.80
B0-957	Handling Bitumen supplied by Authority	lt	Deleted

Highway Schedule of Rates - 2025

Provincial Road Development Authority - Central Province

BASIC RATES FOR 2025

CENTRAL PROVINCIAL PRICE COMMITTEE - 2025

HSR Item No	Description	Unit	Rate (Rs.)
Proposed BO Rates			
B0-958	Asphalt concrete wearing surface 60-70 (19mm)	M.t	17,500.00
B0-959	Ready mixed Concrete(grade 15) upto 15Km	Cu.m	23,340.00
B0-960	Ready mixed Concrete(grade 20) upto 15Km	Cu.m	25,437.00
B0-961	Ready mixed Concrete(grade 25) upto 15Km	Cu.m	26,453.00
B0-962	Ready mixed Concrete(grade 30) upto 15Km	Cu.m	27,935.00
B0-963	Interlocking Paving Block 220*110*80mm colour grade 25	Nr.	92.00
B0-964	Interlocking Paving Block 220*110*80mm Gray colour grade 25	Nr.	72.00
B0-965	1.5m x 1.0m x 1.0m Galvanized Wire Gabion Box	Nr.	11,423.75
B0-966	2.0m x 1.0m x 1.0m Galvanized Wire Gabion Box	Nr.	15,392.00
B0-967	1.0m x 1.0m x 1.0m Galvanized Wire Gabion Box	Nr.	9,018.75
B0-968	Geo Textile T.S.30	Sq.m	360.00
B0-969	Pick up truck 4 WD	km	115.00
B0-970	Plywood -Laminated board 15 mm thick	Sq.m	2,470.00
B0-971	Lorry /Tipper/ Dump truck rate less than or equal to 3.0km	Cu.m/km	176.89
B0-972	Lorry /Tipper /Dump truck rate from 3.0km to 10.0km	Cu.m/km	52.96
B0-973	Lorry /Tipper/ Dump truck rate from 10.0km to 50.0km	Cu.m/km	46.78
B0-974	Lorry /Tipper /Dump truck rate from 50.0km to 100.0km	Cu.m/km	45.46
B0-975	Lorry /Tipper/ Dump truck rate beyond 100.0km	Cu.m/km	45.15

HIGHWAY SCHEDULE OF RATES-2025

Section 1 - Transport

See Section 1 of General Notes for Selection of Mode of Transport

Item No	Description	Unit	Rate Rs (With OH & Profit 16%)	Rate Rs (With OH & Profit 0%)
T1-001	Transport of Soil beyond 25m and up to and including 100 m by Any Means (including Loading and Unloading)	Cu.m	817.44	704.69
T1-002	Transport beyond 100m and up to and including 0.5km by Any Means.(Excluding Loading)- using by Tactor & Tractor	Cu.m	378.50	326.50
T1-003A	Transport beyond 0.5km and up to and including 1.0km by Any Means.(Excluding Loading)-using by Tactor & Tractor	Cu.m	405.50	349.50
T1-003B	Transport of each 1km beyond 1.0 to 9.0 km by Any Means (Excluding Loading)-using by Tactor & Tractor	Cu.m	63.00	54.50
T1-003C	Transport of Each Subsequent 1km beyond 9km by Any Means (Excluding Loading)-using by Tactor & Tractor	Cu.m	42.25	36.50
T1-006	Transport of Material in Bulk Excluding Loading (for distance less than or equal 3 kilometers) - using by Lorry/Tipper/Dump Truck	Cu.m	184.50	159.00
T1-007A	Transport of Material in Bulk Excluding Loading (from 3km upto 10km Distance)-using by Lorry/Tipper/Dump Truck	Cu.m/km	61.50	53.00
T1-007B	Transport of Material in Bulk Excluding Loading (from 10km upto 50km Distance)-using by Lorry/Tipper/Dump Truck	Cu.m/km	54.25	46.75
T1-007C	Transport of Material in Bulk Excluding Loading (from 50km upto 100km Distance)-using by Lorry/Tipper/Dump Truck	Cu.m/km	52.75	45.50
T1-007D	Transport of Material in Bulk Excluding Loading (beyond 100km)-using by Lorry/Tipper/Dump Truck	Cu.m/km	52.25	45.25
T1-009	Transport of Premix in Bulk, Excluding Loading other than at Mixing Plant	TonKm	36.00	31.00
T1-010A	Transport of Barrels of Bitumen for First 1.0km of Transport (Excluding Loading and Unloading)	BrlKm	60.75	52.25
T1-010B	Transport of Barrels of Bitumen for Each Subsequent 1.0km From 1.0km - 9.0km (Excluding Loading and Unloading)	BrlKm	15.70	13.55
T1-010C	Transport of Barrels of Bitumen for Each Subsequent 1.0km Beyond 9.0km (Excluding Loading and Unloading)	BrlKm	11.00	9.50
T1-010E	Transport of empty Barrels of Bitumen for First 1.0km of Transport (Excluding Loading and Unloading)	BrlKm	15.20	13.10
T1-010F	Transport of empty Barrels of Bitumen for Each Subsequent 1.0km From 1.0km - 8.0km (Excluding Loading and Unloading)	BrlKm	6.05	5.20

Item No	Description	Unit	Rate Rs (With OH & Profit 16%)	Rate Rs (With OH & Profit 0%)
T1-010G	Transport of empty Barrels of Bitumen for Each Subsequent 1.0km Beyond 8.0km (Excluding Loading and Unloading)	BrlKm	16.35	14.10
T1-010H	Loading empty barrels of Bitumen	Brls	9.35	8.80
T1-010J	Unloading empty barrels of Bitumen	Brls	3.95	3.70
T1-010K	Cutting & straightening empty barrels of Bitumen	Brls	246.50	216.50
T1-013	Loading Barrels of Bitumen Inclusive of Rolling upto 25m	Brls	50.75	43.75
T1-014	Unloading Barrels of Bitumen Inclusive of Rolling and Stacking	Brls	21.75	18.75
T1-015A	Transport of Hume Pipes 152mm diameter for 1st 1.0km of Transport (Excluding Loading and Unloading)	L.mkm	46.00	39.75
T1-015B	Transport of Hume Pipes 152mm diameter for Each Subsequent 1.0km From 1.0 to 8.0km of Transport (Excluding Loading and Unloading)	L.mkm	13.30	11.45
T1-015C	Transport of Hume Pipes 152mm diameter for Each Subsequent 1.0km Beyond 8.0km of Transport (Excluding Loading and Unloading)	L.mkm	9.60	8.25
T1-018A	Transport of Hume Pipes 229mm diameter for 1st 1.0km of Transport (Excluding Loading and Unloading)	L.mkm	51.75	44.75
T1-018B	Transport of Hume Pipes 229mm diameter for Each Subsequent 1.0km From 1.0 to 8.0km of Transport (Excluding Loading and Unloading)	L.mkm	14.95	12.90
T1-018C	Transport of Hume Pipes 229mm diameter for Each Subsequent 1.0km Beyond 8.0km of Transport (Excluding Loading and Unloading)	L.mkm	10.80	9.30
T1-021A	Transport of Hume Pipes 305mm diameter for 1st 1.0km of Transport (Excluding Loading and Unloading)	L.mkm	69.00	59.50
T1-021B	Transport of Hume Pipes 305mm diameter for Each Subsequent 1.0km From 1.0 to 8.0km of Transport (Excluding Loading and Unloading)	L.mkm	19.95	17.20
T1-021C	Transport of Hume Pipes 305mm diameter for Each Subsequent 1.0km Beyond 8.0km of Transport(Excluding Loading and Unloading)	L.mkm	14.40	12.40

Item No	Description	Unit	Rate Rs (With OH & Profit 16%)	Rate Rs (With OH & Profit 0%)
T1-024A	Transport of Hume Pipes 457mm diameter for 1st 1.0km of Transport(Excluding Loading and Unloading)	L.mkm	103.50	89.25
T1-024B	Transport of Hume Pipes 457mm diameter for Each Subsequent 1.0km From 1.0 to 8.0km of Transport(Excluding Loading and Unloading)	L.mkm	30.00	25.75
T1-024C	Transport of Hume Pipes 457mm diameter for Each Subsequent 1.0km Beyond 8.0km of Transport(Excluding Loading and Unloading)	L.mkm	21.60	18.60
T1-027A	Transport of Hume Pipes 610mm diameter for 1st 1.0km of Transport(Excluding Loading and Unloading)	L.mkm	138.00	119.00
T1-027B	Transport of Hume Pipes 610mm diameter for Each Subsequent 1.0km From 1.0 to 8.0km of Transport(Excluding Loading and Unloading)	L.mkm	40.00	34.50
T1-027C	Transport of Hume Pipes 610mm diameter for Each Subsequent 1.0km Beyond 8.0km of Transport(Excluding Loading and Unloading)	L.mkm	28.75	24.85
T1-030A	Transport of Hume Pipes 915mm diameter for 1st 1.0km of Transport(Excluding Loading and Unloading)	L.mkm	207.50	178.50
T1-030B	Transport of Hume Pipes 915mm diameter for Each Subsequent 1.0km From 1.0 to 8.0km of Transport(Excluding Loading and Unloading)	L.mkm	59.75	51.50
T1-030C	Transport of Hume Pipes 915mm diameter for Each Subsequent 1.0km Beyond 8.0km of Transport(Excluding Loading and Unloading)	L.mkm	43.25	37.25
T1-033A	Transport of Hume Pipes 1220mm diameter for 1st 1.0km of Transport(Excluding Loading and Unloading)	L.mkm	480.00	413.50
T1-033B	Transport of Hume Pipes 1220mm diameter for Each Subsequent 1.0km From 1.0 to 8.0km of Transport(Excluding Loading and Unloading)	L.mkm	185.00	159.50
T1-033C	Transport of Hume Pipes 1220mm diameter for Each Subsequent 1.0km Beyond 8.0km of Transport(Excluding Loading and Unloading)	L.mkm	135.00	116.50
T1-036	Loading and Unloading 152mm diameter 2.44m Long Hume Pipes	Nr.	156.50	135.00
T1-037	Loading and Unloading 229mm diameter 2.44m Long Hume Pipes	Nr.	182.50	157.50
T1-038	Loading and Unloading 305mm diameter 2.44m Long Hume Pipes	Nr.	362.50	312.50

Item No	Description	Unit	Rate Rs (With OH & Profit 16%)	Rate Rs (With OH & Profit 0%)
T1-039	Loading and Unloading 457mm diameter 2.44m Long Hume Pipes	Nr.	603.00	520.00
T1-040	Loading and Unloading 610mm diameter 2.44m Long Hume Pipes	Nr.	786.00	678.00
T1-041	Loading and Unloading 915mm diameter 2.44m Long Hume Pipes	Nr.	1,450.00	1,250.00
T1-042	Loading and Unloading 1220mm diameter 2.44m Long Hume Pipes	Nr.	2,900.00	2,500.00
T1-043	Transport of Recast Kerb Stones (All Types) for Road Works, Including Loading and Unloading	L.mKm	3.60	3.10
T1-044	Transport of Recast Kerb Stones for Bridge Works, Including Loading and Unloading	L.mKm	5.45	4.70
T1-045	Transport of Precast Concrete Handrails, Up Rights and Joints for Bridge Works, Including Loading and Unloading	L.mKm	9.35	8.05
T1-046	Transport of Precast Concrete Slabs 450x450x50 mm for Foot Walks, Including Loading and Unloading	L.mKm	10.20	8.80
T1-047	Transport of Precast Concrete Standard Boundary Markers Including Unloading Only	Nr..km	5.00	4.30
T1-048	Transport of Emulsion	100ltr km	2.60	2.25
T1-049	Transport of Gabion Mesh 4x1x1 meters	Nr. km	2.75	2.35

Section 2 - Excavation

Roadway and Foundation Excavation (Including Loading, Unloading, and Transporting within 25 meters Distance Unless Otherwise Specified)

Item No	Description	Unit	Rate Rs (With OH & Profit 16%)	Rate Rs (With OH & Profit 0%)
E1-001	Excavation in Loose Soil (Dry) [SSCM 301.2(IV)]	Cu.m	1,165.00	1,005.00
E1-002	Excavation in Loose Soil (Wet) in Slips [SSCM 301.3(0)]	Cu.m	1,430.00	1,230.00
E1-003	Excavation in Ordinary Soil (Cutting Measurement) [SSCM 301.2(V)]	Cu.m	1,690.00	1,460.00
E1-004	Excavation in Ordinary Soil [Vehicle Measurement] [SSCM 301.2(V)]	Cu.m	1,490.00	1,280.00
E1-005	Excavation in Medium Soil (Cutting Measurement) [SSCM 301.2(VI)]	Cu.m	2,215.00	1,910.00
E1-006	Excavation in Medium Soil (vehical Measurement) [SSCM 301.2(VII)]	Cu.m	1,885.00	1,625.00
E1-007	Excavation in Hard Soil (Cutting Measurement) [SSCM 301.2(VII)]	Cu.m	3,265.00	2,815.00
E1-008	Excavation in Hard Soil (Vehicle Measurement) [SSCM 301.2(VII)]	Cu.m	2,775.00	2,395.00
E1-009	Excavation in Unclassified Soil (Cutting Measurement) [SSCM 301.2 a(1)]	Cu.m	2,390.00	2,060.00
E1-010	Excavation in Soft Rock (Cutting Measurement) [SSCM 301.2(VII)]	Cu.m	3,530.00	3,045.00
E1-010A	Excavation in Mud\Marshy Material (Cutting Measurement) [SSCM 301.2(VII)]	Cu.m	2,740.00	2,365.00
E1-011	Excavation Pit\Trench for Foundation in Ordinary Soil not Exceeding 1.5m deep, Including Leveling and Ramming Bottom, Exc. Material Deposited within 25m or as Directed. [SSCM 301.1.3]	Cu.m	2,215.00	1,910.00
E1-012	Excavation Pit\Trench in Foundation in Medium Soil not Exceeding 1.5m deep, Including Leveling and Ramming Bottom, Exc. Material Deposited within 25m or as Directed. [SSCM 301.1.3]	Cu.m	2,740.00	2,365.00
E1-013	Excavation Pit\Trench in Foundation in Hard Soil not Exceeding 1.5m deep, Including Leveling and Ramming Bottom, Exc. Material Deposited within 25m or as Directed. [SSCM	Cu.m	3,790.00	3,270.00
E1-014	Excavation Pit\Trench in Foundation in Unclassified Soil not Exceeding 1.5m deep, Including Leveling and Ramming Bottom, Exc. Material Deposited within 25m or as Directed. [SSCM	Cu.m	2,915.00	2,515.00

Item No	Description	Unit	Rate Rs (With OH & Profit 16%)	Rate Rs (With OH & Profit 0%)
E1-015	Excavation Pit\Trench in Foundation in Mud/Marsh not Exceeding 1.5m deep, Including Leveling and Ramming Bottom, Exc. Material Deposited within 25m or as Directed. [SSCM	Cu.m	3,265.00	2,815.00
E1-019	Excavation Soft Rock not Exceeding 1.5m depth [SSCM 301.2(II)]	Cu.m	4,315.00	3,720.00
E1-021	Piling Available Soil	Cu.m	262.50	226.50
E1-022	Loading Available Soil to a Tractor or Equivalent	Cu.m	346.50	299.00
E1-023	Excavating Rock Requiring Blasting, for Roadway for Boulders, Excluding Dozing Away [SSCM 301.2(III) & 306.1-306.4]	Cu.m	4,287.73	3,696.32
E1-024	Boulders, Sledging Piling etc	Cu.m	5,170.00	4,455.00
E1-025	Rock Requiring Blasting	Cu.m	5,220.00	4,500.00
E1-025A	Hard Rock Blasting Use for chemical	Cu.m	27,430.69	23,647.14
E1-025B	Hard Rock Blasting Use for chemical & Piling	Cu.m	29,502.11	25,432.86
E1-026	Rock Requiring Blasting and Piling (Bank Measurement)	Cu.m	7,870.00	6,785.00
E1-027	Roadway Excavation in Unclassified Soil Using Machinery Excluding Loading and Piling (Cutting Measurement)	Cu.m	198.50	171.00
E1-028	Loading Materials by Machinery in Roadway Excavations (Cutting Measurement)	Cu.m	213.00	183.50
E1-029	Trimming / Cambering by Motor Grader (Cutting Measurement)	Cu.m	56.25	48.50
E1-029A	Trimming / Cambering by Motor Grader (Cutting Measurement)	Sq.m	11.25	9.70

Section 3 - Aggregate/Rubble

Aggregate / Rubble Including Loading

Item No	Description	Unit	Rate Rs (With OH & Profit 16%)	Rate Rs (With OH & Profit 0%)
A1-001	Sledging Available Rock 150-225mm Rubble including Loading	Cu.m	4,140.00	3,570.00
A1-002	Blasting etc and Piling 150-225mm Rubble including Loading	Cu.m	6,420.00	5,535.00
A1-002A	Blasting Sledging etc. and Piling 150-225mm Rubble using Compressor and Hand Held Drills including Loading	Cu.m	6,305.00	5,435.00
A1-003	Blasting etc. and Piling 100mm Aggregate including Loading	Cu.m	7,120.00	6,135.00
A1-004	Blasting etc and Piling 75mm Aggregate incl/Loading	Cu.m	8,170.00	7,045.00
A1-005	Blasting etc and Piling 50mm Aggregate incl/Loading	Cu.m	9,745.00	8,400.00
A1-006	Blasting etc and Piling 37.5mm Aggregate incl/Loading	Cu.m	11,320.00	9,760.00
A1-007	Blasting etc and Piling 25mm Aggregate incl/Loading	Cu.m	13,945.00	12,022.72
A1-008	Blasting etc and Piling 19mm Aggregate incl/Loading	Cu.m	19,723.29	17,002.84
A1-009	50 mm Aggregate, Single Size Crusher Production Including Loading [SSCM 404.1-406.1 : Table 1701-4	Cu.m	3,795.00	3,270.00
A1-010	37.5 mm Aggregate, Single Size Crusher Production Including Loading [SSCM 404.1-406.1 : Table 1701-4	Cu.m	3,690.00	3,180.00
A1-011	19 mm Aggregate, Single Size Crusher Production Including Loading [SSCM 404.1-406.1]	Cu.m	4,170.00	3,595.00
A1-012	12 mm Aggregate, Single Size Crusher Production Including Loading [SSCM 404.1-406.1 : Table 1701-4	Cu.m	4,205.00	3,625.00
A1-013	Aggregate 37.5 mm Down Graded (SSCM-Table 1701.5) Including Loading	Cu.m	3,990.00	3,440.00
A1-014	Crusher Fines 6.3 mm Down, Including Loading for 1.0 cu.m	Cu.m	3,175.00	2,740.00
A1-014A	Crusher Fines (DUST), Including Loading for 1.0 cu.m	Cu.m	2,460.00	2,120.00
A1-015	Aggregate 19 mm for Seal Coat Treatments as per SSCM Table 1701-8, Including -Do-	Cu.m	3,995.00	3,445.00
A1-016	Aggregate 12.5 mm for Seal Coat Treatments as per SSCM Table 1701-8, Including -Do-	Cu.m	3,790.00	3,270.00
A1-018	Piling Available Aggregate	Cu.m	273.00	235.50
A1-019	Piling Available Rubble	Cu.m	546.00	471.00
A1-020	Loading Available Aggregate / Rubble	Cu.m	525.00	452.50

Section 4 - Earth Filling & Compaction

Approved Earth Filling and Compaction

Item No	Description	Unit	Rate Rs (With OH & Profit 16%)	Rate Rs (With OH & Profit 0%)
EW-001	Approved Soil (Type I & II Materials) Excavation for Bases & Shoulder Construction Including Loading and Piling (Loose Volume) [SSCM 601.4]	Cu.m	3,185.00	2,745.00
EW-002	Spreading Piled Approved Soil (Loose Volume)	Cu.m	426.00	367.50
EW-003	Approved Soil Spread & Rolled Including Roller Hire Charges, Fuel & Watering (Loose Volume) [SSCM 601.1 - 4]	Cu.m	810.00	699.00
EW-003A	Approved Soil Spread & Rolled Using Machinery Including Motor Grader & Roller Hire Charges, fuel & Watering (Loose Volume) [SSCM 601.1 - 4]	Cu.m	357.50	308.00
EW-004	Approved Soil Spread & Rolled in Strips Where Average Width is less than 1.2 meters for Road Widening including Roller Hire Charges, fuel & Watering (Loose Volume) [SSCM 601.1 - 4]	Cu.m	985.00	849.00
EW-006	Approved Soil Spread & Compacted in Places Behind Abutments and Structures, Shoulders about Sub Bases level and in Service line Trenches, Using 1/2 to 1 Ton Vibrating Roller Including Watering (Loose Volume) [SSCM 601.1 - 4]	Cu.m	866.00	747.00
EW-007	Approved Soil Spread & Compacted in 150 to 225 mm Thick Layers Using Machine Rammer at Narrow Places (Loose Volume)	Cu.m	888.00	766.00
EW-008	Spreading , Leveling and Compacting Manually Using Standard Cast Iron Stamper or Equivalent and Filling in 150-225 mm Thick Layers (Loose Volume)	Cu.m	1,180.00	1,020.00
EW-009	Trimming , Leveling and Compaction of Original Ground/Subgrade to 100 % STD Density [SSCM 304.3(c)]	Sq.m	125.00	107.50
EW-010	Trimming , Leveling and Compaction of Original Ground/Subgrade to 95 % STD Density [SSCM 304.3(c)]	Sq.m	113.50	97.75
EW-011	Approved Soil Excavation for Embankment Filling Including Loading and Piling (Loose Volume) [SSCM 601.1 TO 601.4]	Cu.m	2,590.00	1,975.00
EW-013	Approved Soil (Type I & II Materials) Excavation using Machinery for Bases & Shoulder Construction Including Loading and Piling (Loose Volume) [SSCM 601.1 - 4]	Cu.m	2,105.00	1,815.00
EW-014	Approved Soil (Type I & II) Excavation using Machinery for Embankment filling Including Loading and Piling (Loose Volume) [SSCM 601.1 - 4]	Cu.m	2,105.00	1,815.00
EW-015	Grading and Spreading by motor grader	Cu.m	104.50	90.00

Section 5 - Rubble Pitching/Paving

Rubble to be Paid Separately

Item No	Description	Unit	Rate Rs (With OH & Profit 16%)	Rate Rs (With OH & Profit 0%)
P1-001	Pitched Paving 225 mm Thick(Excluding cost of rubble)	Sq.m	666.00	574.00
P1-002	Pitched Paving 150 mm Thick -do -	Sq.m	499.00	430.50
P1-003	Flat Paving 150 mm Thick - do--	Sq.m	333.00	287.00
P1-004	Flat Paving 225 mm Thick - do--	Sq.m	442.50	381.50

Section 6 - Aggregate Spreading & Rolling

Aggregate Spreading and Compaction - Cost of Water to be Deducted from Rate if not Carried Out under the Relevent Items

Item No	Description	Unit	Rate Rs (With OH & Profit 16%)	Rate Rs (With OH & Profit 0%)
M1-001	Spreading , Watering & Rolling 100 mm Aggregate Including Hire Charges of roller (Loose Volume) [SSCM 304.3(d),(e)]	Cu.m	1,780.00	1,535.00
M1-001A	Spreading , Watering & Rolling 100 mm Aggregate Including Hire Charges of roller (Loose Volume) [SSCM 304.3(d),(e)]below 11.32 Cum	Cu.m	2,700.00	2,325.00
M1-002	Braking Road Surface to 50 mm Depth by Hand , Screen & Replace Old Aggregate	Sq.m	206.50	178.00
M1-003	Scarifying Road Surface to 50 mm Depth by roller, Screen, & Replace Old Aggregate.	Sq.m	158.50	136.50
M1-004	Spreading & Compaction 50-19 mm New Aggregate by Roller Including Watering Hire Charges of Roller, Etc. (Loose Volume) [SSCM 403.3(c)]	Cu.m	2,660.00	2,295.00
M1-004A	Spreading & Compaction 50-19 mm New Aggregate For Extensive Patching by Roller Including Watering Hire, Etc. (Loose Volume) [SSCM 403.3(c)]	Cu.m	4,135.00	3,565.00
M1-005	Breaking 50 mm Additional Depth by Hand Screening & Replacing Old Aggregate	Sq.m	129.00	111.50
M1-006	Scarifying 50 mm Additional Depth With Roller, Screening & Replacing Old Aggregate	Sq.m	129.00	111.50
M1-007	Spreading Watering & Compacting 50-19 mm Aggregate in Edge Correction using roller Including Hire, Etc. (Loose Volume) [SSCM 1103.3]	Cu.m	3,380.00	2,915.00
M1-008	Spreading watering & Compacting 50-19 mm Aggregate in Edge Correction Using Roller Including Hire ,Etc (Loose Volume) [SSCM 1103.3]	Cu.m	2,745.00	2,365.00
M1-009	Spreading & Compacting 50-19 mm Aggregate by 8-10 ton Roller After Applying track Coat in Overlay (Loose Volume) (Tack Coat Paid Separately)	Cu.m	2,485.00	2,145.00
M1-009A	Spreading & Compacting 50-19 mm Aggregate by 8-10 ton Roller After Applying track Coat in Overlay (Loose Volume) (Tack Coat Paid Separately) below 9.91 cum within km	Cu.m	3,900.00	3,360.00
M1-010	Water Bound Macadam Spreading watering and Compacting 50-25 mm Aggregate and Filling the Voids to refusal with Crusher fines by watering and rolling to form a water bound Macadam Base Excluding transport for Aggregates and fines. Loose Volume (SSCM 404.1)	Cu.m	8,515.00	7,340.00

Item No	Description	Unit	Rate Rs (With OH & Profit 16%)	Rate Rs (With OH & Profit 0%)
M1-011	Dry Bound Macadam Spreading watering and compacting 50-25 mm Aggregate and filling the voids to refusal with Crusher Fines by Rolling with Vibrating Roller to Form a Dry Bound Macadam base Excluding Transport for Aggregates and Fines (Loose Volume) [404]	Cu.m	8,175.00	7,050.00
M1-012A	Dense Graded Aggregate Base (Aggregate Base Course) Spreading watering and Compacting Graded 37.5 mm Aggregate to Form a Dense Aggregate Base Using Machinery Including Motor Grader & Roller Hire Charges. Transport of Aggregates to be Paid Separately (Loose Volume)	Cu.m	4,610.00	3,975.00
M1-013	Dense Graded Agg.Base [ABC], Spreading Watering and Compacting Graded 37.5mm Aggregate to form a Dense Aggregate Base in Strips, Av Width not exceeding 1.2m for Road Widening excl Transport of Aggregate(Loose Volume) [SSCM 405.1 -.4]	Cu.m	6,600.00	5,690.00
M1-013A	Graded 37.5 ABC Material Spread and Rolled in Strips, Average Width not Exceeding 1.2m Using Machinery inch Motor Graders and Roller Hire Charges Fuel and Watering (Loose Vol) [SSCM 405.1-.4]	Cu.m	4,830.00	4,165.00

Section 7 - Road Surface Treatment

Transport of Emulsion/Bitument to be Paid Separately.

Item No	Description	Unit	Rate Rs (With OH & Profit 16%)	Rate Rs (With OH & Profit 0%)
S1-001	Bitumen Surface 1st Coat Using 2ltr/Sq.m including Blinding with Sand @ the Rate of 125 Sq.m/Cu.m [SSCM 503.1]	Sq.m	503.00	433.50
S1-001A	Bitumen Surface 1st Coat Using 2ltr/Sq.m including Blinding with Sand @ the Rate of 125 Sq.m/Cu.m [SSCM 503.1] (Authority Bitumen)	Sq.m	120.00	103.50
S1-002	Bitumen Surfacing 1St Coat using 2ltr/Sq.m including Blinding with Gravel where Sand is not Available within 16km.	Sq.m	505.00	435.50
S1-002A	Bitumen Surfacing 1St Coat using 2ltr/Sq.m including Blinding with Gravel where Sand is not Available within 16km. (Authority Bitumen)	Sq.m	122.50	105.50
S1-003	Double Bituminous Surface Treatment with Hot Bitumen (Manual) including Internal Transport (Binder and Aggregate Paid Separately) [SSCM 505.1-.5 and Table 505.1]	Sq.m	375.50	324.00
S1-004	Single Bituminous Surface Treatment with Hot Bitumen (Manual, including Internal Transport) (Binder and Aggregate Paid Separately) [SSCM 505.1-.5 and Table 505.1]	Sq.m	199.00	171.50
S1-005	Double Bituminous Surface Treatment with Emulsion (CRS-1) (Manual including Internal Transport) (Binder and Aggregate Paid Separately)	Sq.m	362.00	312.00
S1-006	Single Bituminous Surface Treatment with Emulsion (CRS-1) (Manual including Internal Transport) (Binder and Aggregate Paid Separately)	Sq.m	189.00	163.00
S1-007	Bitumen Surfacing Subsequent Coat using 0.75ltr/Sq.m including Blinding with Sand @ 125 Sq.m/Cu.m [SSCM 503.1(b)]	Sq.m	232.50	200.50
S1-007A	Bitumen Surfacing Subsequent Coat using 0.75ltr/Sq.m including Blinding with Sand @ 125 Sq.m/Cu.m [SSCM 503.1(b)] (Authority Bitumen)	Sq.m	89.00	76.75
S1-008	Bitumen Surfacing 2nd/Subsequent Coat using 1.0ltr/Sq.m including Blinding with Sand @ 125 Sq.m/Cu.m (New Work) [SSCM 503.1(b)]	Sq.m	280.50	241.50

Item No	Description	Unit	Rate Rs (With OH & Profit 16%)	Rate Rs (With OH & Profit 0%)
S1-008A	Bitumen Surfacing 2nd/Subsequent Coat using 1.0ltr/Sq.m including Blinding with Sand @ 125 Sq.m/Cu.m (New Work) [SSCM 503.1(b)](Department Bitumen)	Sq.m	89.50	77.25
S1-009	Bitumen Surfacing Subsequent Coat using 0.75ltr/Sq.m including Blinding with Gravel @ 125 Sq.m/Cu.m [SSCM 503.1(b)]	Sq.m	235.00	202.50
S1-009A	Bitumen Surfacing Subsequent Coat using 0.75ltr/Sq.m including Blinding with Gravel @ 125 Sq.m/Cu.m [SSCM 503.1(b)] (Authority Bitumen)	Sq.m	91.50	78.75
S1-010	Bitumen Surfacing 2nd/Subsequent Coat using 1.0ltr/Sq.m including Blinding with Gravel where Sand is not Available within 16km (New Work) [SSCM 503.4(c)]	Sq.m	283.00	244.00
S1-010A	Bitumen Surfacing 2nd/Subsequent Coat using 1.0ltr/Sq.m including Blinding with Gravel where Sand is not Available within 16km (New Work) [SSCM 503.4(c)] (Authority Bitumen)	Sq.m	91.50	78.75
S1-011	Emulsion/Cold Bitumen(CRS-1) Surface Treatment Ist Coat with 3.5 ltr/Sq.m Including Blinding with Sand, @ 125 Sq.m/Cu.m (Manual)	Sq.m	688.00	593.00
S1-012	Emulsion/Cold Bitumen(CRS-1) Surface Treatment Ist Coat with 3.5 ltr/Sq.m (Using Trolley, Emulsion) Including Blinding with Sand, @ 125 Sq.m/Cu.m (Manual)	Sq.m	663.00	572.00
S1-013	Emulsion/Cold Bitumen(CRS-1) Surface Treatment Subsequent Coat with .75 ltr/Sq.m Including Blinding with Sand, @ 125 Sq.m/Cu.m (Manual)	Sq.m	185.00	159.50
S1-014	Emulsion/Cold Bitumen(CRS-1) Surface Treatment Subsequent Coat with .75 ltr/Sq.m (Using Trolley, Emulsion) Including Blinding with Sand, @ 125 Sq.m/Cu.m	Sq.m	175.50	151.00
S1-015	Tack Coat Using Emulsion (CRS-1) @ the Rate of 0.5 ltr/Sq.m inclusive of Brushing, Cleaning Road Surface and Cost of Emulsion (Manual) [SSCM 502.3]	Sq.m	113.00	97.50
S1-016	Tack Coat Using Emulsion (CRS-1) @ the Rate of 0.5 ltr/Sq.m inclusive of Brushing, Cleaning Road Surface and Cost of Emulsion (Manual) [SSCM 502.3]	ltr	226.50	195.00
S1-017	Tack Coat Using Emulsion (CRS-1) @ the Rate of 0.75 ltr/Sq.m inclusive of Brushing, Cleaning Road Surface and Cost of Emulsion (Manual) [SSCM 502.1-503.3]	Sq.m	156.50	135.00

Item No	Description	Unit	Rate Rs (With OH & Profit 16%)	Rate Rs (With OH & Profit 0%)
S1-018	Tack Coat with 30% Cut Back Bitumen Using 0.5 ltr/Sq.m Including Brushing and Cleaning Road Surface (Manual)	Sq.m	161.00	138.50
S1-018A	Tack Coat with 30% Cut Back Bitumen Using 0.5 ltr/Sq.m Including Brushing and Cleaning Road Surface (Manual) (Authority Bitumen)	Sq.m	94.00	81.00
S1-019	Tack Coat with 30% Cut Back Bitumen Using 0.5 ltr/Sq.m Including Brushing and Cleaning Road Surface (Manual)	ltr	644.00	555.00
S1-020	Tack Coat with 30% Cut Back Bitumen Using 0.75 ltr/Sq.m Including Brushing and Cleaning Road Surface (Manual) [SSCM 503.4(d)]	Sq.m	214.00	184.50
S1-021	Rolling over Blinding Material Spread over Subsequent Bitumen Surfacing using diesel Roller (8-10 Tones) [SSCM 503.4(d)]	Sq.m	22.20	19.10
S1-022	Prime Coat with Emulsion/Cold Bitumen(CSS-1) Using 1 Ltr/Sq.m Including Blinding with Sand at The Rate of 250 Sq.m/Cu.m and Brushing Cleaning and Moistening Road Surface	Sq.m	221.50	191.00
S1-022A	Prime Coat with Emulsion/Cold Bitumen(CSS-1) Using 1 Ltr/Sq.m Part A of Item S1-022	Sq.m	212.00	182.50
S1-022B	Prime Coat with Emulsion/Cold Bitumen(CSS-1) Using 1 Ltr/Sq.m Part B of Item S1-022	Sq.m	9.75	8.40
S1-023	Prime Coat with Emulsion/Cold Bitumen(CSS-1) Using 1 Ltr/Sq.m without Blinding, but Inclusive of Brushing, Cleaning and Moistening Road Surface	Sq.m	200.50	172.50
S1-024	Prime Coat With 30% Cut Back Bitumen Using 1 Ltr/ Sq.m Including Blinding with Sand at the rate of 250 Sq.m/Cu.m and Brushing, Cleaning and Mostening Road Surface	Sq.m	291.50	251.00
S1-025	Prime Coat With 30% Cut Back Bitumen Using 1 Ltr/ Sq.m without Blinding but Inclusive Brushing, Cleaning and Mostening Road Surface	Sq.m	267.50	230.50
S1-026	Sweeping Over Tarred Surface to Arrest Bleeding.	Sq.m	8.45	7.30
S1-027	Application of Asphalt Emulsion for Surface Treatment Using CRS-1 (Using Plant) "Rate per Litre"	ltr	188.50	162.50
S1-028	Blinding the Bitumen Surfacing with Sand at the rate of 125 Sq.m1 Cu.m Using Material from Stock Pile	Sq.m	43.00	37.00

Item No	Description	Unit	Rate Rs (With OH & Profit 16%)	Rate Rs (With OH & Profit 0%)
S1-029	Single Bituminous Surface Treatment With Emulsion (CRS-1) Using Plant.(Binder and Aggregate Paid Separately) (Rate to Include Transport cost of Aggregate up to 16KMS) [SSCM 505.5(b)]	Sq.m	94.00	81.00
S1-030	Double Bituminous Surface Treatment with Emulsion(CRS-1) Using Plant. (Binder and Aggregate Paid Separately) (Rate of include Transport cost of Aggregate up to 16 KMS)	Sq.m	199.50	172.00
S1-034	Lay and Compact Asphalt Premix Usign Paver (Cost of premix, Aggregate Transport and premix transport to vbe paid Separately)	M.ton	2,180.00	1,880.00
S1-035	Bitumen Surfacing (Sand Sealing -Manual) Using Emulsion (CRS 1) @ 1 LTR. /SQ.M Including Preparing Surface, Blinding with Sand @ 4 CU.M/500 SQ.M and Pressing with hand Rollers.(Patching pot holes if necessary & external transport to be pay sep.	Sq.m	234.50	202.50
S1-035A	Patching Minor Pot Holes Using Sand Emulsion Mix 1:8 Where Necessary, Prior to Sand Sealing.	Sq.m	29.75	25.75
S1-036	Sand Sealing with Emulsion CRS-1 at the Rate of 1Ltr,Sq.m Using Plant.Incd.Brushing,cleaning, Blinding. with Sand@ 125 Sq.mand Rolng. with pneumatic. roller & internal trnsport.[SSCM 504]	Sq.m	277.50	213.50
S1-037	Reconstruct Base With Penetration Macadam Using Nominal Size 50mm Aggregate and 19mm Key Aggregate from Stock Piles, to Accomplish 75mm on Existing Pavements[SSCM 406] (Binder, Aggregate, Transport paid Separately)	Sq.m	295.50	255.00
S1-038	Reconstruct Base with Penetration Macadam Using Nominal Size 37.5 mm Aggregate and 12.5 mm Key Aggregate from Stock Piles , to a compacted thickness of 55mm on existing pavements [SSCM 406] cost of aggregate including transport to be paid separately	Sq.m	416.00	358.50
S1-039	Correction of Corrugations, Depressions and Cambering road Surfaces using asphalt Concrete compacted by Vibrating roller Including Internal transport (application of tack coat and Supply of Asphalt concrete to ve paid separately)	M.ton	3,495.00	3,010.00
S1-040	Sand sealing with emulsion crs-2 at the rate of .8 Ltr/Sq.m using plant , and blinding with sand at the rate of 125Sq.m/Cu.m on D.B.S.T./S.B.S.T. (Triple Seal) including Internal transport (SSCM 504) binder transport to site to pay separately	Sq.m	207.00	178.50
S1-040A	Sand sealing with emulsion crs-2 - Part A of Item S1-040	Sq.m	184.50	159.00

Section 8 - Road Maintenance

Internal Transport of Hot Bitumen up to 16km and Sand Transport up to 16km Included in the Rates.

Item No	Description	Unit	Rate Rs (With OH & Profit 16%)	Rate Rs (With OH & Profit 0%)
MN-001	Patching with Hot Bitumen Using 14 Liters per 1/2 km (SSCM 1102.1-3)	km	5,430.00	4,680.00
MN-002	Patching With hot Bitumen Using 21 Ltrs. Per 1/2 K.m.	1/2 K.m	8,140.00	7,020.00
MN-003	Patching With hot Bitumen Using 28 Ltrs. Per 1/2 K.m.	1/2 K.m	10,855.00	9,360.00
MN-004	Patching With hot Bitumen Using 35 Ltrs. Per 1/2 K.m.	1/2 K.m	13,569.43	11,697.79
MN-005	Patching With hot Bitumen Using 42 Ltrs. Per 1/2 K.m.	1/2 K.m	16,283.32	14,037.34
MN-006	Patching With hot Bitumen Using 49 Ltrs. Per 1/2 K.m.	1/2 K.m	18,997.21	16,376.90
MN-007	Patching With hot Bitumen Using 56 Ltrs. Per 1/2 K.m.	1/2 K.m	21,711.09	18,716.46
MN-008	Extensive Patching for Every Additional 7 Ltrs. Hot Bitumen	1/2 K.m	2,715.00	2,340.00
MN-009	Patching with Cold Bitumen (CRS-1) Using 14 Ltrs per 1/2 K.m.	km	3,940.00	3,395.00
MN-010	Patching with Cold Bitumen (CRS-1) Using 21 Ltrs. Per 1/2 K.m.	1/2 K.m	5,910.00	5,095.00
MN-011	Patching with Cold Bitumen (CRS-1) Using 28 Ltrs. Per 1/2 K.m.	1/2 K.m	7,880.00	6,795.00
MN-012	Patching with Cold Bitumen (CRS-1) Using 35 Ltrs. Per 1/2 K.m.	1/2 K.m	9,850.00	8,490.00
MN-013	Patching with Cold Bitumen (CRS-1) Using 42 Ltrs. Per 1/2 K.m.	1/2 K.m	11,820.00	10,190.25
MN-014	Patching with Cold Bitumen (CRS-1) Using 49 Ltrs. Per 1/2 K.m.	1/2 K.m	13,790.81	11,888.63
MN-015	Patching with Cold Bitumen (CRS-1) Using 56 Ltrs. Per 1/2 K.m.	1/2 K.m	15,760.93	13,587.01
MN-016	Extensive Patching for Every Additional 7 Ltrs. Cold Bitumen, CRS-1	1/2 K.m	1,970.00	1,700.00
MN-017	50 mm-19mm Aggregate Roller Patching	Cu.m	7,730.00	6,665.00
MN-018	50 mm - 19mm Aggregate Stamped Patching	Cu.m	8,805.00	7,590.00

Section 9 - Road Side Drainage System

Rate to Include Spreading the Resulting Materials Suitably in the Vicinity Unless Otherwise Directed.

Item No	Description	Unit	Rate Rs (With OH & Profit 16%)	Rate Rs (With OH & Profit 0%)
DR-001	Cutting New Side Drains in Ord. Soil	Cu.m	1,495.00	1,290.00
DR-002	Cutting New Side Drains in Med. Soil	Cu.m	2,040.00	1,760.00
DR-003	Cutting New Side Drains in Hard Soil	Cu.m	2,585.00	2,230.00
DR-004	Cutting New Side Drains in Soft Soil	Cu.m	2,860.00	2,465.00
DR-005	Cutting New Side Drains In Unclassified Soil	Cu.m	2,040.00	1,760.00
DR-005A	Cutting side drains of std. Dimensions in unclassified soil using machine (Back hoe J.C.B) including shipping trimming and leveling bottom manually	Cu.m	1,005.00	868.00
DR-006	Cutting New Side Drains in Rock	Cu.m	6,050.00	5,215.00
DR-007	Turfing (Excluding Royalty, Transport and Watering Maintenance) [SSCM 802.3 (a)]	Sq.m	324.00	279.50
DR-008	Watering and Maintaining Turf For Three Months Including Transport of Water	Sq.m	388.00	334.50
DR-009	Leveling & Trimming Earth	Sq.m	44.50	38.50
DR-010	Clearing Silt Etc. from Kerbs & Channels (SSCM 12053)	L.m	26.25	22.55
DR-011	Cutting Scupper Drains on any Soil Other than Rock to and Average width of 0.75 m with proper Gradient and Ave. Depth of 100 mm (SSCM 1304.3)	L.m	181.00	156.00
DR-012	Clearing and Desilting of Culverts (SSCM 1303.3)	L.m	550.00	474.00
DR-013	Clearing Choked Culverts (With Head Room > 1m.)	Cu.m	2,215.00	1,910.00
DR-014	Cleaning desilting existing side drains and lead up drains to proper shape and gradient and transport of excavated materials from road side up to 100m	L.m	65.75	56.75
DR-015	Clearing Inlets and Outlets of Culverts	Culverts	495.00	427.00

Section 10 - Bridges & Culverts

Bridges Culverts and Retaining Walls etc.

Item No	Description	Unit	Rate Rs (With OH & Profit 16%)	Rate Rs (With OH & Profit 0%)
ST-001	Demolishing Dry Coursed Masonry Including Stacking or Loading ,(SSCM 202.2)	Cu.m	6,345.00	5,470.00
ST-002	Demolishing Coursed Masonary in cement Mortar Including Stacking or Loading	Cu.m	7,395.00	6,375.00
ST-003	Demolishing Random Rubble Masonry in cement Mortar Including Stacking or Loading	Cu.m	3,235.00	2,790.00
ST-004	Random Rubble Masonry, 150-225 mm Rubble in Approved cement & Sand Mortar 1:6 (Excluding Transport of Rubble & Piling) [SSCM 1006.3]	Cu.m	19,161.64	16,518.65
ST-005	Random Rubble Masonry, 150-225 mm Rubble in Approved cement & Sand Mortar 1:5 (Excluding Transport of Rubble & Piling) [SSCM 1006.3]	Cu.m	19,807.71	17,075.61
ST-006	Random Rubble Masonry, in Approved cement & Sand Mortar 1:6 With available Rubble 150-225mm	Cu.m	16,430.82	14,164.50
ST-007	Random Rubble Masonary in approved cement & sand Mortar 1:5 with Available Rubble 150-225 mm.	Cu.m	17,076.89	14,721.46
ST-008	Dry Masonry With available Heavy Rubble or Boulders(SSCM 1006.3)	Cu.m	10,210.00	8,800.00
ST-009	Dry Masonry With Rubble 150-225 mm (Excluding Transport of Rubble & Piling)	Cu.m	10,460.00	9,020.00
ST-010	Dry Masonry With available Bubble 150-225mm	Cu.m	8,275.00	7,135.00
ST-011	Packing Available Rubble and Aggregate Filter Layers Behind Masonry Walls.	Cu.m	1,955.00	1,685.00
ST-012	Clay Puddled & Laid Behind Masonry Walls(Excl.Transport of Clay) [SSCM 705.3]	Cu.m	3,945.00	3,400.00
ST-013	Grouting Coursed Stone Masonry Joints With approved Cement & Sand Mortar 1:3 (SSCM 804.2(c))	Sq.m	752.00	649.00
ST-014	Grouting Rubble Paving With Concrete Class C, 1:2:4(19 mm) (Excl. Transport of Aggr. For Concrete & Piling)	Cu.m	3,540.00	3,050.00

Item No	Description	Unit	Rate Rs (With OH & Profit 16%)	Rate Rs (With OH & Profit 0%)
ST-015	Grouting Rubble Paving with approved cement & Sand mortar (1:3)	Sq.m	1,245.00	1,070.00
ST-016	Forming weep Holes In Masonry Construction (Labour only) [SSCM 706.3]	Nr.	793.00	683.00
ST-017	Forming Weep Holes Using P.V.C. Pipes of Int. Dia. Not less than 100mm Complete with Dripledge and Surround Finish Smooth.	L.m	1,730.00	1,490.00
ST-018	Shoring with 37.5 mm Thick Class II Timber Planks up to 3 m Depth	Sq.m	1,220.00	1,055.00
ST-019	Supplying & Fixing class II Timber Struts Etc. For Shoring up to 3m Depth	Sq.m	131.50	113.50
ST-020	Supplying and Fixing Class II Timber in Shoing up to 3m Depth (Rate per Area Basis)	Sq.m	1,550.00	1,335.00
ST-021	Lifting Soil For Every 1.5 m Beyond the Initial 1.5m	Cu.m	1,050.00	905.00
ST-022	Lifting Wedge Stones For Every 1.5 m Beyond the Initial 1.5m	Cu.m	3,150.00	2,715.00
ST-023	Lifting Rubble or Concrete Every 1.5 m Beyond the Initial 1.5m	Cu.m	1,575.00	1,360.00
ST-024	Lowering Wedged Stones Evety 1.5m Beyond the Initial 1.5 m Beyond the Initial 1.5 m	Cu.m	2,100.00	1,810.00
ST-025	Lowering Rubble or Concrete Every 1.5m Beyond the Initial 1.5 m	Cu.m	1,050.00	905.00
ST-026	PCC Beams(10.5m to 13.5m) Launched into Position	Nr.	1,195.00	1,030.00
ST-027	Rendering 12.5 mm thick in cement sand Motar 1:2 mix (Smooth Finish)	Sq.m	1,420.00	1,220.00
ST-028	Rendering 19 mm thick in cement sand Motar 1:2 mix (Rough)	Sq.m	1,685.00	1,455.00
ST-029	Rendering 19 mm thick in cement sand Motar 1:2 mix (Smooth finish)	Sq.m	1,890.00	1,625.00
ST-030	Rendering 12.5 mm thick in cement sand Motar 1:3 mix (Rough)	Sq.m	1,170.00	1,010.00
ST-031	Rendering 12.5mm thick in cement sand Motar 1:3 mix (Smooth finish)	Sq.m	1,390.00	1,200.00

Item No	Description	Unit	Rate Rs (With OH & Profit 16%)	Rate Rs (With OH & Profit 0%)
ST-032	Rendering 19 mm thick in cement sand Motar 1:3 mix (Rough)	Sq.m	1,630.00	1,405.00
ST-033	Rendering 19mm thick in cement sand Motar 1:3 mix (Smooth finish)	Sq.m	1,830.00	1,580.00
ST-034	Mixing & Laying Manually, cement Concrete 1:4:8 (50 mm) (Volume Batching) Using Crusher run Aggregate (Excl. Transport of Aggregate & Piling) [SSCM 1001.4]	Cu.m	21,217.54	18,290.98
ST-035	Mixing & Laying Using Concrete Mixer,Cement Concrete 1:4:8 (50 mm) (Volume Batching) Using Crusher Run Aggregate (excl. Transport of Aggregate & Piling) (SSCM 1001.8 - 9)	Cu.m	17,849.10	15,387.15
ST-036	Mixing & Laying Manually Cement Concrete 1:4:8 (50 mm) with 20% Plums (Volume Batching) Using Crusher Run Aggregate (excl. Transport of Aggregate & Piling)	Cu.m	19,448.15	16,765.64
ST-037	Mixing & Laying Using Concrete Mixer, Cement Concrete 1:4:8 (50 mm) with 20% Plums (Volume Batching) Using Crusher Run Aggregate (excl. Transport of Aggregate & Piling)	Cu.m	17,490.86	15,078.33
ST-038	Mixing & Laying Manually Cement Concrete 1:3:6 (37.5 mm) with 20% Plums (Volume Batching) Using Crusher Run Aggregate (excl. Transport of Aggregate & Piling)	Cu.m	21,272.91	18,338.71
ST-039	Mixing & Laying Using Concrete Mixer, Cement Concrete 1:4:8 (37.5 mm) with 20% Plums (Volume Batching) Using Crusher Run Aggregate (excl. Transport of Aggregate & Piling)	Cu.m	17,563.54	15,140.98
ST-040	Mixing & Laying Manually Cement Concrete 1:3:6 (37.5 mm) (Volume Batching) Using Crusher Run Aggregate (excl. Transport of Aggregate & Piling)[SSCM 1001.4]	Cu.m	23,329.93	20,112.01
ST-041	Mixing & Laying Using Concrete Mixer, Cement Concrete 1:3:6 (37.5 mm) (Volume Batching) Using Crusher Run Aggregate (excl. Transport of Aggregate & Piling)	Cu.m	21,363.03	18,416.41
ST-041A	Mixing & Laying Using Concrete Mixer, Cement Concrete 1:3:6 (37.5 mm) with 20% plums Using Crusher Run Aggregate (excl. Transport of Aggregate & Piling)	Cu.m	19,839.54	17,103.05
ST-046	Mixing & Laying Manually Cement Concrete 1:2:4 (19 mm) (Volume Batching) Using Crusher Run Aggregate (excl. Transport of Aggregate & Piling)	Cu.m	25,744.67	22,193.68

Item No	Description	Unit	Rate Rs (With OH & Profit 16%)	Rate Rs (With OH & Profit 0%)
ST-047	Mixing & Laying Using Concrete Mixer, Cement Concrete 1:2:4 (19 mm) (Volume Batching) Using Crusher Run Aggregate (excl. Transport of Aggregate & Piling)	Cu.m	24,048.62	20,731.57
ST-048	Mixing & Laying Using Concrete Mixer (W/Batching), Cement Concrete for Grade 25 (19 mm) Using Crusher Run Aggregate In Foundation and Floors. (excl. Transport of Aggregate & Piling)	Cu.m	27,092.93	23,355.97
ST-048A	Mixing & Laying Using Concrete Mixer (W/Batching), Cement Concrete for Grade 25 (70% 37.5 + 30% 19 mm) Using Crusher Run Aggregate (excl. Transport of Aggregate & Piling)	Cu.m	23,909.66	20,611.77
ST-049	Mixing & Laying Using Concrete Mixer (W/Batching), Cement Concrete for Grade 30 (19 mm) With Crusher Run Aggregate (excl. Transport of Aggregate & Piling)	Cu.m	27,122.36	23,381.35
ST-050	Mixing & Laying Using Concrete Mixer (W/Batching), Cement Concrete for Grade 40 (19 mm) With Crusher Run Aggregate (excl. Transport of Aggregate & Piling)	Cu.m	32,115.21	27,685.53
ST-051	Mixing & Laying Using Concrete By Hand	Cu.m	9,105.00	7,850.00
ST-052	Mixing & Laying Using Concrete By Power Driven Concrete Mixer V/Batching	Cu.m	7,135.00	6,150.00
ST-053	Curing of Concrete Decks, Slabs , Beams, Walls etc. [SSCM 1011.11]	Sq.m.Day	57.25	49.50
ST-054	Fabricate & Lay M.S Bars as Reinforcement (Excl. Transport)	kg	500.00	431.00
ST-055	Fabricate & Lay Tor Steel as Reinforcement (Excl. Transport)	kg	500.00	431.00
ST-056	Cutting & Laying Reinforcement Fabric (Excluding Cost of Reinforcement Fabric)	kg	161.00	138.50
ST-057	Supplying & fixing 25 mm Thick Planks of Class II Timber as Shuttering, Including removing [1008.3(b)]	Sq.m	1,530.00	1,315.00
ST-058	Supplying & Fixing Class II Timber Bearers, Joists , Etc. Including Dismantling in Shuttering (SSCM 1008.3 (a))	Cu.dm	97.25	83.75
ST-059	100-150 mm Dia. Round Jungle Timber Supplied & Fixed as Props	L.m	179.00	154.00
ST-060	150-200 mm Dia. Round Jungle Timber Supplied & Fixed as Props	L.m	196.50	169.50

Item No	Description	Unit	Rate Rs (With OH & Profit 16%)	Rate Rs (With OH & Profit 0%)
ST-061	Formwork Smooth Finish With Class II Timber For Bridge Beams, Bridge Deck Under Sides and Sides Including Dismantling (SSCM 1008.3(b))	Sq.m	4,120.00	3,550.00
ST-062	Formwork Smooth Finish With Class II Timber For Bridge Column Shafts Including Dismantling (SSCM 1008.3(b))	Sq.m	4,190.00	3,610.00
ST-063	Formwork Smooth Finish, Using Plywood (Shutter 15 mm) and Class II Timber Bearers, Joists and Jungle Timber Props for Bridge Abutments, Wing walls Etc.	Sq.m	4,785.00	4,125.00
ST-064	Supplying & fixing 25mm Thick Planks and Struts of Class II Timber as Formwork Rough Finish, in Foundation Etc. Including Removing (SSCM 1008.3(b))	Sq.m	1,950.00	1,680.00
ST-065	Formwork Smooth Finish for General Purposes, Using 25mm Thick Planks & Struts of Class II Timber and Round Jungle Timber Props 100 - 150 mm Dia. Including Dismantling	Sq.m	2,705.00	2,330.00
ST-073	Laying & Jointing 152 mm Dia. Available Concrete Pipes and Collars (Cement, sand & water for jointing hume pipes paid Separately)	L.m	1,255.00	1,085.00
ST-074	Laying & Jointing 229 mm Dia. Available Concrete Pipes and Collars (Cement, sand & water for jointing hume pipes paid Separately)	L.m	1,310.00	1,125.00
ST-075	Laying & Jointing 305-450 mm Dia. Available Concrete Pipes and Collars (Cement, sand & water for jointing hume pipes paid Separately)	L.m	1,415.00	1,220.00
ST-076	Laying & Jointing 610 mm Dia. Available Concrete Pipes and Collars (Cement, sand & water for jointing hume pipes paid Separately)	L.m	2,825.00	2,435.00
ST-077	Laying & Jointing 915 mm Dia. Available Concrete Pipes and Collars (Cement, sand & water for jointing hume pipes paid Separately)	L.m	4,515.00	3,895.00
ST-078	Laying & Jointing 1220 mm Dia. Available Concrete Pipes and Collars (Cement, sand & water for jointing hume pipes paid Separately)	L.m	6,335.00	5,460.00
ST-079	Fixing new Bridge Planks Runners and Stacking old Planks (Available) [SSCM 1402.2(a)]	Nr.	1,785.00	1,540.00
ST-080	Removing & Re-Setting old Bridge Planks	Nr.	1,115.00	961.00
ST-081	Supplying & Fixing new Bridge Planks of Class I Timber	Nr.	124.50	107.00

Item No	Description	Unit	Rate Rs (With OH & Profit 16%)	Rate Rs (With OH & Profit 0%)
ST-082	Supplying & Fixing 31 mm Thick Deck Planks of Class I Timber	Nr.	6,310.00	5,440.00
ST-083	Fixing New Chequered or M.S. Plates on Timber - Decked Bridge [SSCM 1402.2(d)]	L.m	2,630.00	2,270.00
ST-084	Removing & Refixing Chequered M.S. Plates on Timber-Decked Bridge	L.m	3,510.00	3,025.00
ST-085	Tightening Bolts & nuts of Chequered of M.S. Plates	L.m	497.00	428.50
ST-086	Removing & Refixing "U" Clips. [SSCM 1402.2(b)]	L.m	386.50	333.00
ST-087	Cleaning, Wire Brushing & Painting Steelwork, One Coat Enamel Paint	Sq.m	466.50	402.00
ST-088	Cleaning, Wire Brushing & Applying Tar on Steelwork, One Coat	Sq.m	344.50	297.00
ST-089	Cleaning, with Cotton Waste and Painting Steel Work with Enamel Paint, One Coat	Sq.m	298.50	257.50
ST-090	Chipping to Bare Metal etc. & Painting with Anticorrosive Paint, One Coat	Sq.m	1,500.00	1,290.00
ST-091	Painting with One Coat of Enamel Paint after Cleaning, Derusting & Application of One Coat Anticorrosive Paint[SSCM 1401.3(C)]	Sq.m	1,090.00	940.00
ST-092	Painting with Two Coats of Enamel Paint, after Cleaning, Degusting & Application of One Coat Anticorrosive Paint	Sq.m	1,365.00	1,180.00
ST-093	Oiling Steel Cables on Suspension Bridges [SSCM 1405.3]	Sq.m	1,845.00	1,590.00
ST-094	Cleaning Booms of Steel Bridges (Excluding Scaffolding where Necessary) [SSCM 1401.3]	L.m	101.50	87.50
ST-095	Demolishing Unreinforced Cement Concrete Including Cleaning of Debris in Foundation and Superstructure in Dry Condition Excluding Under Water Structures [SSCM 202.2]	Cu.m	6,020.00	5,190.00

Item No	Description	Unit	Rate Rs (With OH & Profit 16%)	Rate Rs (With OH & Profit 0%)
ST-096	Demolishing Reinforced Concrete and Debris Cleared	Cu.m	8,540.00	7,365.00
ST-097	Demolishing Reinforced Concrete in Very Heavy Structures Build Up of Grade 30 Above Concrete in Work Such As Bridge Beams & Deck Slabs, Including Collecting and Removing	Cu.m	15,605.61	13,453.11
ST-098	Supplying and Fixing M.S. Dowels Spliced and Dove Tailed with Wedge at One End, 16mm dia, and 1m long, Boring Holes to 0.3m Depth in Fixing	Nr.	1,490.00	1,285.00
ST-099	Supplying and Fixing M.S. Dowels, Spliced and Dove Tailed with Wedge at One End, 20mm dia, and 1m Long, Boring Holes to 0.3m Depth in Fixing.	Nr.	1,875.00	1,615.00
ST-100	Supplying & Fixing M.S.Dowels, Spliced and Dove Tailed with Wedge at One End, 25mm dia, and 1m Long. Boring Holes to 0.3m Depth in Fixing.	Nr.	2,530.00	2,185.00
ST-101	Lay Standard Type Road Kerbs(125mmX900mm) Set on19mm thick 1:3 Cement Mortar Layer on 150mm X 275mm 1:2:4(19) Concrete Foundation With av. 157mm X 150mm Backing	L.m	3,890.00	3,350.00
ST-102	Lay Standard Precast Bridge Kerbs [Type Drawing No T/B/106-Rev 1 of RDA](Cost of Precast Kerbs & Transport to be Paid Separately)	L.m	958.00	826.00
ST-103	Constructing 150x50mm thick Inset Lower Kerb in Grade 20(14mm) Concrete for Bridges: (Aggregate Transport to be Paid Separately)	L.m	450.50	388.50
ST-104	Laying 450 X 450 X 50 mm Precast Concrete Slabs on Foot Walks Including av. 40mm Thick 1:3 Cement Mortar Bedding (Cost of Sabs & Transport Paid Separately)	Sq.m	2,825.00	2,435.00
ST-104A	Mixing Cement Sand Mortar Using a Mixer	Cu.m	27,824.88	23,986.97
ST-105	Laying 450 x 450 x 50 mm Precast Concrete Slabs on Foot Walks Including av.40mm Thick Sand Bedding (Cost of Precast Slabs and Transport to be Paid Separately)	Sq.m	1,875.00	1,615.00
ST-106	Fixing Precast Hand Railing and Uprights Using Grade 25(19) Concrete Including Formworks for Pockets (Precast Items & Transport and Aggr.Transport paid Separately)[Type Dwg No T/B/102/B]	L.m	2,560.00	2,205.00
ST-107	Construction of RCC Grade 25(19mm) End Pillaster, Type 1(Agg. Transport to be Paid Separately) [Type Dwg No T/B/106-Rev 1]	Nr.	75,900.00	65,431.00

Item No	Description	Unit	Rate Rs (With OH & Profit 16%)	Rate Rs (With OH & Profit 0%)
ST-108	Construction of RCC Grade 25(19mm) End Pillaster, Type II (Agg. Transport to be Paid Separately) [Type Dwg No T/B/106-Rev 1]	Nr.	83,768.00	72,194.00
ST-109	Construction of RCC Grade 25(19mm) End Pillaster, Type III (Agg. Transport to be Paid Separately) [Type Dwg No T/B/106-Rev 1]	Nr.	48,100.00	42,400.00
ST-110	Construction of RCC Grade 25(19mm) End Pillaster, Type IV (Agg. Transport to be Paid Separately) [Type Dwg No T/B/106-Rev 1]	Nr.	51,983.00	45,750.00
ST-111	Laying of Grade 20 Concrete Precast pin Kerbs in Grade 20(19) Concrete Foundation as Edging (Aggregate transport to be Paid Separately)	L.m	1,290.00	1,110.00
ST-112	Supplying and Fixing 25mm Thick Tong and Groved Planks with 50x50mm Struts of Class 1 Timber in Panels as Smooth Shuttering for Concrete Drains	Sq.m	938.00	809.00
ST-112A	Supplying and Fixing 25mm Thick Tong and Groved Planks with 50x50mm Struts of Class 1 Timber in Panels as Smooth Shuttering for Concrete Drains(for 13.38 Sq.m)	use	7,435.00	6,410.00
ST-113	Supply and Packing 50-200 mm Dry Stone lining Behind Abutments and wind walls (Aggregate Transport to pay separately)	Cu.m	5,930.00	5,115.00
ST-114	Laying Geotextile on Prepared Surface Supply and Transport to pay Separately	Sq.m	115.00	99.25
ST-115	Construction of Gabion Wall Using 4x1x1m Mesh Including Lacing Wire on Prepared Ground.(Supply and Transport of Gabion Mesh to be Paid Separately);	Cu.m	10,900.00	9,395.00
ST-116	Construction of Gabion wall Using 4x1x0.5 m mesh including Lacing Wire on Prepared Ground (Supply and Transport of Gabion Mesh to be Paid Separately)	Cu.m	11,510.00	9,925.00
ST-117	Construction of Kerb Inlet as per Drawing Type - K1/T1 With Cover Slabs. Aggregate Transport to pay Separately	L.m	17,240.00	14,865.00

Item No	Description	Unit	Rate Rs (With OH & Profit 16%)	Rate Rs (With OH & Profit 0%)
ST-118	Additional Labour For Pouring, Compacting and Levelling Concrete in Screed Under Foundation Slabs	Cu.m	1,585.00	1,365.00
ST-119	Additional Labour For Pouring, Compacting Concrete in Abutments , Wingwalls, Capping Beams of Piers and Foot walks of Bridges	Cu.m	546.00	470.50
ST-120	Additional Labour For Pouring, Compacting and Levelling infiller Concrete between Bridge Beams including Creed of Bridge Decks.	Cu.m	2,490.00	2,145.00
ST-121	Leveling Ready mixed Grade Concrete Including Vibration (Supply of Concrete to be Paid Separately)	Cu.m	3,205.00	2,760.00
ST-122	Supplying and laying Approved Hard Rubber Bearing Pads 75mm x 12mm Over Capping Beams and Under the Approach Slabs	m.	1,945.00	1,675.00
ST-123	Bituminous Sealing Material Supplied and Laid Under Beam ends to Prevent Grout leak on to Capping Beam Transport of Emulsion Included.	L.m	234.00	201.50
ST-124	230mm Dia. Polythene Displacers Supplied and Filled with Saw Dust or Similar Light Material in Deck. Transport of Saw Dust to be Paid Separately	L.m	143.50	123.50
ST-125	325mm Dia Polythene Displacers Supplied and Filled with Saw Dust or Similar Light Material in Deck. Transport of Saw Dust to be Paid Separately	L.m	220.50	190.00
ST-126	PCC Beams(10.5m to 13.5m) Launching into Position	Nr.	11,755.00	10,135.00
ST-127	M.S. Angle Iron and Hard Rubber Expansion Joints as Per Drawing No T/B/107 Rev. 1	L.m	11,940.00	10,295.00

Section 11 - Road Furniture Items

Kilometer Posts and Guard Stones

Item No	Description	Unit	Rate Rs (With OH & Profit 16%)	Rate Rs (With OH & Profit 0%)
RF-001	White Washing, Two Coats to Guide / Guard Stones	Nr.	119.50	103.00
RF-002	Whitewashing Two Coats K.M. Stones inc. Numbering & Tar Skirting.	Nr.	1,260.00	1,090.00
RF-003	Painting White Back Ground on Parapets etc. & Stencilling nos.	Nr.	477.50	412.00
RF-004	Fixing Guard Stones in any Soil	Nr.	371.50	320.50
RF-005	Casting STD K.M. Stones with R.C.C. [1:2:4(19 mm) & cement 282.5 KG/Cu.m] including curing, for "A" and "B" Class Roads	Nr.	10,395.00	8,960.00
RF-006	Casting STD K.M. Stones with R.C.C. [1:2:4(19 mm) & cement 282.5 KG/Cu.m] including curing, for "C" and "D" Class Roads	Nr.	6,995.00	6,030.00
RF-007	Fixing Standard Type K.M. Stones in Any Soil	Nr.	2,760.00	2,380.00
RF-008	Fixing new or Refixing Type Guard stones in Cement Concrete [1:3:6(37.5mm) and Cement 219 KG/Cu.m] With Min. Cover 75mmx 300 mm Depth	Nr.	1,320.00	1,140.00
RF-009	Casting Standard Type Guard Stones in Concrete [1:2:4(19mm) & Cement 282.5 KG / Cu.m]	Nr.	3,425.00	2,955.00
RF-009A	Casting Standard Type Guard Stones in Concrete [G25(19mm)As per Drawing No T/B/100-Rev 1,For Bridges and Culvers	Nr.	4,960.00	4,280.00
RF-010	Rout Numbering With Reflective Paint on 2 sides	Nr.	1,320.00	1,140.00
RF-011	Casting Standard Boundary Markers in Reinforced Concrete [1:2:4(19mm)] with Admixtures, Including 14 days Curing and Loading to Vehicle at Yard (Agg. Transport paid Separately)	Nr.	3,905.00	3,365.00

Section 12 - Notic Boards & Road Signs

[SSCM 810.2 AND 1501.3] - All Paints Should Conform to the Requirements of SLS as Given in SSCM 1707.

Item No	Description	Unit	Rate Rs (With OH & Profit 16%)	Rate Rs (With OH & Profit 0%)
RS-001	Notice & Traffic Sign Boards Etc. Fixed in Concrete [1:3:6(37.5mm) and Cement 219 KG/Cu.m) (Excluding Transport of Aggregate)	Nr.	2,540.00	2,190.00
RS-002	Cleaning & Whitewashing 2 Coat Town Name Boards (Inc. Tar Skirt)	Nr.	667.00	575.00
RS-003	Cleaning, Painting one Coat & Relettering Etc. Traffic sign Boards inc. Paint Post in B/W	Nr.	4,135.00	3,565.00
RS-004	Cleaning and painting 1 coat on Notice Board	Sq.m	563.00	485.50
RS-005	lettering & Numbering Below 50 mm	Nr.	108.50	93.50
RS-006	Lettering and Numbering 50mm-75mm	Nr.	130.00	112.00
RS-007	lettering & Numbering 75 mm - 150 mm	Nr.	162.50	140.00
RS-008	lettering & Numbering 150 mm - 225 mm	Nr.	272.00	234.50
RS-009	Painting 2 Coats Continuous Center Line,100 mm Wide With Enamel Paint	L.m	223.00	192.00
RS-010	Painting 1 Coats Continuous Center Line,100 mm Wide With Road Marking Paint (White)	L.m	272.50	234.50
RS-011	Painting 2 Coats Broken Center Line,100 mm Wide With Enamel Paint	L.m	208.50	179.50
RS-012	Painting 1 Coats Continuous Center Line (Without Reflective Studs),100 mm Wide, At 3 meter Intervals With Road Marking Paint (White)	L.m	238.00	205.50
RS-013	Barricading With Empty (Hot Tar) Barrels Including White Wash(ExcludingTransport) and Cost of Barrels	Nr.	730.00	630.00
RS-014	Revetment to Banks etc. with Empty Barrels in Horizontal Tiers with Vertical Batter(1:8) including Transport of Barrels	Nr.	1,275.00	1,100.00
RS-015	Road Marking Continuous Center line 100 mm Width, using Thermoplastic paint (White) , Inclusive Barricading.	Sq.m	514.00	443.00
RS-016	Road Marking Standard Pedestrian Crossing, using Thermoplastic paint (White) , Inclusive Barricading.	L.m	966.00	833.00

Section 13 - Miscellaneous

Item No	Description	Unit	Rate Rs (With OH & Profit 16%)	Rate Rs (With OH & Profit 0%)
MS-001	Preparing Stock Piling Premix Using Pen, Grade Bitumen (Excl. Transport of Aggregate) (Site Made)	Cu.m	27,430.00	23,650.00
MS-001A	Preparing Stock Piling Premix Using Pen, Grade Bitumen (Excl. Transport of Aggregate) (Site Made) with Department Bitumen	Cu.m	14,515.00	12,515.00
MS-002	Patching Shallow Pot Holes. Depth Less 20mm using hot bitumen 1.2ltr/Sq.m & 12.5mm chips single size @ 13.75 cu. deci m/sq.m incld. hand tamping (rat. inc. cost of bitumen & mater.) (Excl. Transport. of Aggregate & Bitumen)	Sq.m	465.50	401.50
MS-002A	Patching road with premix after preparing surface with 30% cut back	Cu.m	17,050.00	14,695.00
MS-002B	Patching road with premix after preparing surface	Cu.m	14,730.00	12,700.00
MS-003	Patching Shallow Potholes, Depth Less Than 20mm Using 10-20% Cutback Bitumen 1.2ltr/Sq.m and 12.5mm Chips, Single Size at 13.75 CuDeci m/Sq.m including hand tamping (Excl. Tr. Agg, Bitumen)	Sq.m	493.50	425.50
MS-004	Patching shallow pot holes, depth less than 20mm using emulsion (Crs1) @ 1.2Ltr/Sq.m & 12.5mm cu.deci m/sqm including hand tamping transport of emulsion to site etc. Rate include cost of emulsion and other materials) (Excl. transport of aggregate)	Sq.m	436.00	375.50
MS-005	Patching pot holes of Medium ,depth of 20-75mm with Premix (Site Made) using Cutback 10-20% at the Rate of 83.5 Ltr/Cu.m of 19mm Down Aggregate including preparation of Surface, Tack Coat(CSS1) AT .75Ltr/Sq.m, Trimming Sides, Tamping etc	Sq.m	3,240.00	2,790.00
MS-007	Patching Potholes of Medium Depth 20-75mm Using Graded Aggregate 19-12.5mm With Hot Bitumen 1.75 ltr/Sq.m and Blot. Material at 1 Cu.m/125 Sq.m and .75ltr/Sq.m Tack Coat(CSS-1)	Sq.m	1,620.00	1,400.00
MS-008	Patching Potholes Deeper Than 75mm Using Premix Material (Site Made) to a Depth of 37.5mm(Over the Prepared Surface with Aggregate and Gravel Paid Separately) Using 10-20% Cutback 83.5Ltr/Cu.m of 19mm down Agg. .75Ltr/Sq.m Tack coat	Sq.m	1,825.00	1,575.00

Item No	Description	Unit	Rate Rs (With OH & Profit 16%)	Rate Rs (With OH & Profit 0%)
MS-009	Patching pot holes more then 75mm deep with water bound gravel material using 50mm or 12.5 mm single size aggregate along with useable old aggregate obtain from picking and preparation of surface inc. laying watering Spreading gravel of approved quality	Sq.m	98.50	85.00
MS-010	Patching Ruts and Depressions Upto 75mm Depth Using Site Made Cold Mix (Cut Back) Material With the Surface and Edge Prepared as Per Specifications .75Ltr/Sq.m Tack Coat	Sq.m	2,945.00	2,540.00
MS-010A	Patching Ruts and Depressions Part 1 of Item MS-010	Sq.m	42.50	36.75
MS-011	Patching Ruts and Depressions Upto 75mm Depth Using Plant Made Cold Mix (Cut Back) Material with .75Ltr/Sq.m tack coat(CSS-1)(Premix paid Separately)	Sq.m	826.00	712.00
MS-012	Patching Ruts and Depressions Deeper than 75mm Depth Using 50mm Down Aggregate, Top 40mm with Plant Made Cold Mix (Cut Back) Material with .75Ltr/Sq.m tack coat(CSS-1)(Premix paid Separately)	Sq.m	2,380.00	2,050.00
MS-013	Patching Ruts and Depressions Upto 75mm Deep with .75Ltr/Sq.m Tack Coat(CSS-1) 50mm Down Aggregate, Hot Bitumen applied at 1.75Ltr/Sq.m, Blotting Material at 1 Cu.m/125 Sq.m (Agg. paid separately)	Sq.m	1,780.00	1,535.00
MS-014	Patching Ruts and Depressions Deeper Than 75mm with .75Ltr/Sq.m Tack Coat(CSS-1) 50mm Down Aggregate, Hot Bitumen applied at 1.75Ltr/Sq.m, Blotting Material at 1 Cu.m/125 Sq.m (Agg. paid separately)	Sq.m	2,000.00	1,725.00
MS-015	Correcting and Strengthening Edges of the Road by Cold mix 40mm thick, Cutback 10-20%, at the rate of 83.5Ltr/Cu.m on 19mm down Aggregate, Over 50mm down Aggregate, Tack coat .75 Ltr/Sq.m(CSS 1)	Sq.m	2,880.00	2,480.00
MS-016	Correcting and Strengthening Edges of Road by Cutback(10-20%) Cold Mix 40mm thick with 83.5Ltr/Cu.m 19mm Down aggregate over .75Ltr/Sq.m Tack Coat(CSS-1) over 50 mm down over Closely packed 100mm agg. with excavation width 225mm, depth 225mm	Sq.m	3,340.00	2,880.00
MS-016B	Correcting and Strengthening Edges Part B of the Item MS-016	Sq.m	2,905.00	2,505.00
MS-017	Patch Sealing with emulsion painting the surface by spray of crs-1 @ .75ltr/sq.m squeeing the emulsion and spreading the blotton material (Sand) at the rate of 1 Cu.m/125 Sq.m	Sq.m	224.00	193.00

Item No	Description	Unit	Rate Rs (With OH & Profit 16%)	Rate Rs (With OH & Profit 0%)
MS-018	Patch Sealing with hot Bitumen painting the surface by Using .75ltr/sq.m squeegeing the bitumen and spreading the blotton material (Sand) at the rate of 1 Cu.m/125 Sq.m (Transport of bitumen paid separately)	Sq.m	243.00	209.50
MS-019	Patch Sealing of Pitted Surface Using Hot Sand Bitumen Mix 104Ltr/Cu.m of Sand Spread and Hand Tamped Including Brushing and Cleaning The Surface (Excl Transport of Bitumen)	Sq.m	575.00	495.50
MS-019A	Patch Sealing of Pitted Surface, Part A of Item MS-019A	Sq.m	32,500.00	28,010.00
MS-019B	Patch Sealing of Pitted Surface, Part B of Item MS-019A	Sq.m	87.25	75.25
MS-020	Patch Sealing of Pitted Surface With Emulsion Sand Slurry using CRS 1 or 2 at the Rate of 136.5Ltr/Cum of Sand Mix Properly Laid, Leveled & Squeegeed incl. Brushing and Cleaning	Sq.m	580.00	500.00
MS-021	General upkeep of Road sides Including Maintaining the Right of way in a Neat Condition by Trimming, Weeding & Clearing of the Road Sides, Drains , Drainage Structures, Scupper Drains & Cleaning Minor Slips	Km	9,535.00	8,220.00
MS-022	Cleaning ordinary Jungle Including Removing High Growing Plants and Trees of Girth < 300 mm other than those designated to remain. by Uprooting or by Cutting and then uprooting the Stumps or by Cutting only as Directed (SSCM 1203.2)	Km	18,800.00	16,210.00
MS-023	Cleaning medium Jungle Including Removing High Growing Plants and Trees of Girth < 300 mm other than those designated to remain. by Uprooting or by Cutting and then uprooting the Stumps or by Cutting only as Directed	Km	26,230.00	22,610.00
MS-024	Cleaning heavy Jungle Including Removing all High Growing Plants and Trees of Girth < 300 mm other than those designated to remain. by Uprooting or by Cutting and then uprooting the Stumps or by Cutting only as Directed	Km	33,650.00	29,020.00
MS-025	Repairs to Damage of Shoulders verges and Embankments slopes including making good depressions,ruts,holes and Erosion path with approved gravelly soil & compacting the same with roller(8-10 ton) as Directed(Gravel soil be paid separately if brought outsid	Cu.m	1,020.00	879.00

Item No	Description	Unit	Rate Rs (With OH & Profit 16%)	Rate Rs (With OH & Profit 0%)
MS-026	Regarding and Regravelling of shoulders with gravel of approved Quality , duly compacted with Roller (8-10 ton) as directed for Repairing high sides Caused by heaving deposits and Construction Debris, to Required levels by using a grader (120 - 140hp)	cu.m	519.00	448.00
MS-027	Regarding and Regravelling of shoulders with gravel of approved Quality , duly compacted with Roller (8-10 ton) as directed for Repairing high sides Caused by heavings deposits and Construction Debris, to Required levels manually Gravel (loose volume)	cu.m	1,150.00	990.00
MS-028	Replacing Damaged Cracked Concrete Slabs in Foot Walks with Precast/Cast insitu Concrete 1:2:4(19mm), with 50mm minimum thickness including fixing in position with Cement Mortar 1.3 mix (Excluding Transport of Aggregate) (SSCM 1204.3)	Sq.m	3,740.00	3,225.00
MS-029	Cutting and Removing Fallen Trees upto 600 mm Girth Including Cutting into Required number of Pieces Including Disposal as Directed. minimum Piece Shall not be less than 2m(SSCM 1203.2)	Nr.	1,300.00	1,120.00
MS-030	Cutting and Removing Fallen Trees 600 - 900 mm Girth Including Cutting into Required number of Pieces Including Disposal as Directed. minimum Piece Shall not be less than 2m(SSCM 1203.2)	Nr.	1,860.00	1,600.00
MS-031	Weeding Masonry Culverts Small Bridges and Retaining Walls (SSCM 1303.3)	Culverts	833.00	719.00
MS-032	Masonry Random Rubble with Boulders including Collect (SSCM 1006.3(b))	Cu.m	2,660.00	2,295.00
MS-033	Fixing cats Eyes in Tar Macadam Including Breaking road Surface, Barricade etc. [SSCM 810-.3(c)]	Nr.	718.00	619.00
MS-034	Reducing High Sides in Ordinary Soil [SSCM 301.3/1201.3(c)]	Cu.m	1,225.00	1,055.00
MS-035	Reducing High Sides in Medium Soil	Cu.m	1,750.00	1,510.00
MS-036	Reducing High Sides in Hard Soil	Cu.m	2,275.00	1,960.00

Item No	Description	Unit	Rate Rs (With OH & Profit 16%)	Rate Rs (With OH & Profit 0%)
MS-037	Reducing High Sides in Soft Rock	Cu.m	2,800.00	2,415.00
MS-038	Reducing High Sides in Rock Requiring Blasting	Cu.m	5,565.00	4,800.00
MS-039	White Washing 1 Cote to Parapets of Bridges and Culverts (Paid Separately Scaffolding/Ladders where Necessary)(SSCM 1403.3(e))	Sq.m	73.50	63.50
MS-040	White Washing 2 Cotes to Parapets of Bridges and Culverts (Paid Separately Scaffolding/Ladders where Necessary)	Sq.m	128.50	110.50
MS-041	White Washing 1 Cote to Parapets of Bridges and Culverts after cleaning Attending to minor Repairs (Temporary Scaffolding / Ladders & minor repair materials Paid Separately where Necessary)	Sq.m	86.50	74.50
MS-042	White Washing 2 Cote to Parapets of Bridges and Culverts after cleaning Attending to minor Repairs (Temporary Scaffolding / Ladders & minor repair materials Paid Separately where Necessary)	Sq.m	148.50	128.00
MS-043	Painting with Emulsion 1 Coat to Parapets of Bridges and Culverts, Guard Stones and KM Posts After Cleaning and Attending to Minor Repairs (Minor repair materials Paid Separately) [SSCM 1501.3(a)-(v)]	Sq.m	307.50	265.00
MS-044	Painting with Enamel 1 Coat to Parapets of Bridges and Culverts, Guard Stones and KM Posts After Cleaning and Attending to Minor Repairs (Minor repair materials Paid Separately) [SSCM 1501.3(a)-(v)]	Sq.m	356.50	307.50
MS-045	Painting with Enamel 2 Coats to Parapets of Bridges and Culverts, Guard Stones and KM Posts After Cleaning and Attending to Minor Repairs (Minor repair materials Paid Separately) - [SSCM 1501.3(a)-(v)]	Sq.m	632.00	545.00
MS-046	Painting with Emulsion 2 Coat to Parapets of Bridges and Culverts, Guard Stones and KM Posts After Cleaning and Attending to Minor Repairs (Minor repair materials Paid Separately) - [SSCM 1501.3(a)-(v)]	Sq.m	562.00	484.50
MS-047	Painting with Emulsion 1 Coat to Parapets of Bridges and Culverts, Guard Stones and KM Posts Including Preparing Surface of Old Work [SSCM 1501.3(b)-(v)]	Sq.m	307.50	265.00
MS-048	Painting Sub Coat Emulsion to Parapets of Bridges and Culverts, Guard Stones and KM Posts Including Preparing Surface [SCM 1501.3(b)-(v)]	Sq.m	267.50	230.50
MS-049	Painting 1 Coat Emulsion Paint to Parapets of Bridges and Culverts, Guard Stones and KM Posts Including Preparing Surface of New Work [SSCM 1501.3(b)-(v)]	Sq.m	280.50	241.50

Item No	Description	Unit	Rate Rs (With OH & Profit 16%)	Rate Rs (With OH & Profit 0%)
MS-050	Cleaning & Painting 100mm wide stripe for skirting to guard stones. {SSCM 1501.3(b)(v)}	L.m	150.50	130.00
MS-051	Painting 2 Coats Standard Pedestrian Crossing for Carriageway [SSCM 810.2(c)]	L.m	3,725.00	3,210.00
MS-052	Painting 1 Coat Standard Pedestrian Crossing for Carriageway Using Road Marding Paints [SSCM 810.2(c)]	Sq.m	5,030.00	4,335.00
MS-053	Erecting, Barricading in Jungle Timber 75-100 mm Dia, Vertical Posts at .9m Centers and 1.2 Above Ground including White Washing. [SSCM 1709]	L.m	575.00	496.00
MS-054	Temporary Scaffolding for Painting or Tarring Bridges and for Weeding on Bridges or Retaining wall Including Dismantling after work (Paid Separately Scaffolding where Necessary) [SSCM 1008.3(a)]	Sq.m	200.00	172.50
MS-055	Roughening Existing Smooth tarred Metalled Carriageway by hand for Bonding , Collecting Disposal of all Loose Materials [SSCM 03.3(b)]	Sq.m	33.25	28.75
MS-056	Supply of Diesel for Machinerries	ltr	328.50	283.00
MS-057	Patching road with Premix (Loose Volume) after Prep, Surface with Emulsion (CSS-1) at .75 ltr/sq.m at tack Coat Including internal Transport and Hand Stamping. (Supply of premix (Loose Volume) Paid Separately) [SSCM 1102.3(b)]	Cu.m	10,555.00	9,100.00
MS-058	Patching Road With Premix After Preparing Surface With Emulsion (CSS-1) at .75 ltr/sq.m as Tack Coat, Including Internal Transport and Stamping with Machine (Supply of Premix Paid Separately) [SSCM 1102.3(b)(i)]	M.ton	10,540.00	9,085.00
MS-059	Painting two Coats Enamel Paint on Kerbs, After Cleaning and Preparing Surface	Sq.m	731.00	630.00
MS-060	Preparing and Stock Piling Premix at Site Using 12.5 mm Aggregate and Emulsion (CSS-1) (Excluding Transport of Aggregate)	Cu.m	25,410.00	21,910.00
MS-061	Breaking Manually Asphalt layer 2"-3" Thick on the Carriageway for Kerb Laying	L.m	822.00	709.00

Section 14 - Survey & Day Works

Item No	Description	Unit	Rate Rs (With OH & Profit 16%)	Rate Rs (With OH & Profit 0%)
SV-001	Supply of Unskilled Labour	Days	2,900.00	2,500.00
SV-002	Supply of Semiskilled Labour	Days	3,016.00	2,600.00
SV-003	Supply of Skilled "A" Grade Labour	Days	4,640.00	4,000.00
SV-004	Supply of Skilled "B" Grade Labour	Days	4,060.00	3,500.00
SV-005	Clearing jungle (Light) to a Width of 1.22 meters for Survey work	km	11,080.00	9,550.00
SV-006	Clearing jungle (Medium) to a Width of 1.22 meters for Survey work	km	15,360.00	13,240.00
SV-007	Clearing jungle (Heavy) to a Width of 1.22 meters for Survey work	km	22,160.00	19,100.00
SV-008	Supply of Labour for Chaining and Cutting Pages and Pegging	km	2,880.00	2,485.00
SV-009	Leveling Chaining and Pegging and Establish Bench Marks on Concrete Rock or Pegs and Checking Back Levels	km	5,760.00	4,965.00
SV-010	Surveying Including Fixing Pickets & Taking Angles	km	5,760.00	4,965.00
SV-011	Changing Traverse Lines and Taking off-sets	km	7,680.00	6,620.00

CENTRAL PROVINCIAL COUNCIL

IRRIGATION SCHEDULE OF RATES

2025



PREPARED BY
PROVINCIAL IRRIGATION DEPARTMENT

IRRIGATION SCHEDULE OF RATES

CONTENTS

	Page
GENERAL NOTES	i to xii
SECTION I -DEMOLISHER	01
SECTION II - EXCAVATION AND EARTH WORK	01-03
SECTION III - CONCRETE WORKS	03-04
SECTION IV - MASONRY WORKS	04
SECTION V -MISCELLANEOUS/ GENERAL	04-07
SECTION VI - TR – TRANSPORT	07
HEAD TRANSPORT	08-09

IRRIGATION SCHEDULE OF RATES– 2025

Prepared by Provincial Department of Irrigation, Central Province

- *Basic Rates*

The basic prices prepared by the Central Provincial price committee 2025 - & approved by the Deputy Chief Secretary (Engineering Services) are used to prepare the IRRIGATION RATES - 2025.

The Irrigation Rate is to be read in conjunction with the Standard Specification issued for irrigation work by the Construction Industry Development Authority (CIDA) (specification for irrigation and land drainage works-publication No: SCA/3/1), except where superseded by the notes or the descriptions in the schedule.

Only those materials which are specially mentioned in the descriptions should be used and should be the best quality material, confirming to the requirements of the relevant standard. (SLS or BS)

All the materials & the quality of the material should be approved by the Engineer, described in the agreement.

Working Rates of this Irrigation Rate are calculated as follows

- ✓ Working Rates = Basic Rates + Overheads & Profit Margin.
- ✓ Overheads & Profit margin is taken as 16 % of the basic rates for Total Cost Estimate is above 05 million.
- ✓ Overheads & Profit margin is taken as maximum 26 % of the basic rates for Total Cost Estimate is below 05 million.

Where,

- ✓ Overheads – 6 % for Total Cost Estimate is above 05 million.
- ✓ Overheads – maximum 16 % for Total Cost Estimate is below 05 million.
- ✓ Profit margin – 10 %

Following are the breakup of overheads

For Total Cost Estimate is above 05 million

General overheads

1. Head office and rent, lights, telephone, stationery suppliers, furniture etc. for same	0.6 %
2. Salaries of Head office Manager, Engineers, Technical assistances, Draughtmen, Clerks, Stenos, Typists, Minor staff and Drivers	1.2 %
3. Transportation and subsistence of head office staff	1.0 %
4. Insurance, interest, and taxes on business	0.4 %
5. Legal expenses and consultancy fees	0.2 %
6. Workshop and yard rents, sheds, garages and supplies	2.2 %
7. Salaries of workshop and yard storekeepers, drivers, foremen, mechanics and workmen	<u>0.4 %</u>
Total	<u>6.0%</u>

For Total Cost Estimate is Below 05 million

Site overheads

1. Supervision of work (wages of work supervisors)	1.0 %
2. Supervision of labour (wages of gangers)	4.0 %
3. Temporary works:	
a. Access road & maintenance	0.2 %
b. Site building for accommodation of part labour	0.7 %
c. Central stores building	0.6 %
d. Fencing and Protection	0.3 %
e. Provision of water, Lights etc.	0.3 %
f. Clearing & Tidying up	0.2 %
g. Collection of materials including Cement & steel	0.4 %
4. Watchers for field stores and security of sites	0.8 %
5. Tools and implements for miscellaneous work	0.9 %
6. i. Setting out and measurements	0.5 %
ii. Providing sample of testing	0.2 %
7. Transportation of supervisory staff	1.0 %
8. Job office, furniture, stationary, suppliers, water, lights etc.	0.9 %
9. Wages of job office staff	1.2%

10. Transportation of job office staff	0.4 %
11. i. Bonds for bid performance and fidelity Guarantee	0.3 %
ii. Insurance of work and workmen's compensation	0.5 %
12. Interest in Capital Investment	<u>1.6 %</u>
Total	<u>16.0%</u>

Method of Measurement

The Bill of Quantities have been generally prepared in accordance with principles of the Standard Method of Measurements for Building works in Sri Lanka (SLS 573 1999)

- I. Head transport rates given in Irrigation Rate have to be taken for slope angle less than 20° in hilly areas, when the slope angle exceeds 20° the head transport to be referred to central provincial price committee report 2022. However, considering site condition, Engineer can decide the necessary Head transport.
- II. A Confidential document and to be used for Central provincial council work only.
- III. This document to be used for estimation purpose only.
- IV. Additional rates should be prepared for any item deviate from the description or not listed based on Irrigation Rate analysis/work study.

SI – British conversion factors

Mass 1kg	2.204 lb
Length 1m	3.281 ft
Volume 1m ³	35.315 ft ³
1 Cu.ft.	0.028 m ³
1 Sqrs	9.290 m ²
1 cu	2.831 m ³
1 sq.ft.	0.092 m ²
1 lb.	0.453 kg
1 c.w.t.	50.802 kg
1 gal	4.546 l

EXCAVATIONS

3.4 Excavation and Preparation of Foundation for Structure

Except as otherwise shown on the drawings or prescribed by the Engineer, open cut excavation for foundations shall be made to the outlines and dimensions of the structures for which the foundation is required. The Contractor shall make his own allowances for lateral excavations outside the limits shown for foundations of the structure. Blasting operations for rock excavations shall be subject to the requirements in clause 3.6. It shall be the responsibility of the Contractor to maintain the stability of the excavated faces during construction by acceptable methods.

Excavated material shall be dumped sufficiently clear of the edges of excavation. The disposal of excavated material shall be as described in Clause 3.7. Finishing of excavated surfaces shall be done to the satisfaction of the Engineer so as to provide firm foundation upon or against which the concrete or masonry is to be placed. Compaction of foundation by an approved method may be required as directed by the Engineer. Rock excavation may require special blasting procedure such as cushion blasting or pre-splitting as approved by the Engineer to ensure sound, unsheltered rock after excavation. After blasting, scaling and trimming shall be done to remove slugs, weathered and dummy rock and the loosened rock shall be removed by chiseling, picking, sledgeing and barring. The final rock foundation surfaces shall present a rough outline and shall be free from steep angles and sharp projections.

3.2 Excavation of Foundation for Dam Embankment

After preparation of the entire area to be occupied by the dam as described in Clause 5.1, a cut-off trench shall be excavated in the dam embankment foundation to the established lines and grades as shown on the drawings and /or as directed by the Engineer and all unsatisfactory and loose material shall be removed to the extent directed by the Engineer. The removal of boulders may be required. Disturbed foundation at the established level shall be corrected by approved compaction so that the foundation has a dry unit weight not less than that in the disturbed condition. The longitudinal slopes of the excavated trench in common material shall not be steeper than 3 horizontal to 1 vertical.

Rock excavation may require special blasting procedures such as cushion blasting or pre-splitting as approved by the Engineer to ensure sound un-shattered rock after excavation to required level. Accurate trimming of the slopes of excavations will not be required, but the other operations described in Clause 3.6 to be done as closely as practicable to the established lines and grades.

The rock foundation shall not have a slope greater than the angle of friction of the rock neither along nor across the dam axis. Where slopes are steep, the rock shall be benched to give near horizontal seating, the benches themselves having downward slopes of 1:10 towards the upstream.

The alignments and cross-sectional dimensions shown on drawings will be subject to change by the Engineer to adopt the foundation to the conditions disclosed by the excavation.

3.3 Excavation for Canals

Canals shall be excavated to the specified width, depth, side slopes and gradient shown on the drawing and/or established by the Engineer and shall be finished uniformly to the prescribed lines. Rock excavation may require special blasting procedure such as cushion blasting or pre-splitting as approved by the Engineer to ensure sound, un-shattered rock after excavation. In so far as practicable, the finishing operations after blasting as described in Clause 3.6 required on canals.

MATERIALS

4.1 Source of Materials

When drawings identifying borrow areas and/or quarries are not furnished by the Engineer, the Contractor shall submit for the approval of the Engineer his proposals for the sources of construction materials complying with these specifications. Approval of any borrow area/quarry shall not be considered as approval of all excavations from the borrow area/quarry. Each part excavated from the approved borrow area/quarry shall be subject to further approval by the Engineer.

4.2 Location of Borrow Areas

The location of any borrow area shall be subject to the requirements given below.

- i. Borrow areas, as far as possible, shall not be located on the downstream of the dam.
- ii. Borrow area located near the dam, shall be at a distance not less than three times the height of the dam between the toe of the dam and edge of the borrow area.

Borrow areas adjacent to primary canals shall be located within the canal reservation adjacent to the Operation and maintenance bund road/road reservation so that such borrow area could be connected to function as road drains. Borrow areas may also be located on high ground in the vicinity of the secondary and tertiary canals.

- iii. Borrow area located other than as specified in (a) and (b) above shall be at the shortest possible haul distance.

Table 1**Grading and Plasticity Limits for Earth Embankments**

Zone	Characteristics	Absolute Minimum	Absolute Maximum
Low Permeability	Passing 75 micron sieve % Liquid Limit % Plasticity index %	30 20 08	70 50 30
Medium or High Permeability	Passing 75-micron sieve % 0.36 mm sieve % 2.36 mm sieve % 25 mm sieve % Liquid Limit % Plasticity index %	- 08 50 100 0 0	70 - - 100 50 30

4.7.2 Tests on Gravel

Materials from approved gravel quarries shall be tested periodically for the following characteristics:

- i. Mechanical Analysis ii. Atterberg Limits

4.7.3 Test on Sand

Materials from approved sand quarries shall be tested periodically for the following characteristics.

- i. Gradation ii. Specific Gravity iii. Organic Content

4.7.4 Test on Rock

Rock samples from approved quarries shall be tested periodically for the following characteristics.

- i. Gradation ii. Specific Gravity
iii. Los Angeles Abrasion Test iv. Sodium or Magnesium Sulphate Soundness Test

5.4 Turfing

After the slopes of the embankment have been dressed to line they shall be scarified in the locations to be turfed. Where required a surface dressing layer of approved top soil shall be placed on the scarified slopes to an approved thickness. The surface prepared shall be covered with layers of turf sod consisting of squared not exceeding 300 mm square of dense living grass-growth of approved species. The sod shall be carefully handled during transportation to minimize loss of earth. The squares of turf shall be laid on the required locations in close contact to the required pattern which may consist of strips, squares, parallelograms, etc. and then tamped firmly in place. Immediately after placing, the turfed slopes shall be watered and kept moist until plant growth has been re-established.

REINFORCEMENTS AND DOWELS

9.1 Reinforcement

This section is covered in the Specifications for Buildings Works Vol. I and reference should be made to same.

9.2 Dowels for Structures

Dowels shall consist of steel bars described in Clause 9.1 and shall be of the size length and shape shown on the drawings or as directed. Dowels shall be fixed in the locations and to depths in holes in foundations and / or concrete as shown on the drawings or as directed.

Holes shall be drilled to receive the dowels. The diameter of the hole shall be between 1.25 to 1.5 times the diameter of the dowel bar. After drilling, the holes shall be washed and cleaned immediately prior to filling with grout or cement – sand – mortar mixed to the consistency and proportions specified in the drawings or as directed. The dowel bars shall be thoroughly cleaned and forced into place in the grout before the initial set of the grout and the dowel bars shall be vibrated or rapped until the entire surface of the embedded portions of the dowel bars are in intimate contact with the grout. Special care shall be taken to ensure against displacement of the dowel bars until the initial set of the grout.

10.6 Concrete Construction

10.6.1 General

All concrete Construction shall conform to Clauses 10.1 to 10.5 inclusive and to the following requirements for the more important types of concrete Construction. All structures shall be built to the prescribed lines, grades and dimensions. The location of all Construction joints shall be subject to approval. All timber, metal or other accessories necessary for the completion of the structure as shown on the drawings or as directed shall be placed and attached. The cost of such work, for which specific unit prices are not provided in the bill of quantities, shall be included in the unit prices bid for the work to which they are appurtenant.

The dimensions of each structure shown on the drawings will be subject to such changes as may be found necessary by the Engineer to adapt the structure to any new information or newly disclosed conditions resulting from excavation, from hydraulic model studies, from changes in equipment, and from further design consideration by the Engineer that unit costs will be increased or decreased as a result of such changes. A new unit price will be made for such increase or decrease in cost in accordance with the General Conditions. Sequence of sections being Constructed shall be as approved by the Engineer, and shall be such as to avoid initial stressing of reinforcement.

10.6.2 Concrete in Dams (Retaining Walls & Irrigation Structures)

Forms for surfaces between adjacent blocks of the dam may be removed as soon as the concrete has hardened sufficiently to prevent surface damage. The placing of concrete in the dam shall conform to the requirements in Clause 10.6.1.2. Every effort shall be made to affect a regular, periodic placement of successive lifts throughout the dam.

Concrete shall be deposited under water by approved bottom discharging water-tight containers or funnel shaped tremies which shall be kept continuously full with concrete up to a level above the water and which shall have the discharging bottom immersed in the concrete with the water. Special care shall be taken to avoid segregation.

Supports and shoring for concrete overhangs shall remain in place until all concrete below and adjacent to the overhang is at least 14 days old.

Vertical contraction joints in the concrete of the dam will be provided for convenience in construction and to provide for contraction of the concrete. The joints shall be constructed in accordance with the drawings unless otherwise directed by the Engineer.

Fillets, projections, steps and similar features which are placed monolithically with concrete in the dam and which are not covered specifically for payment elsewhere in these specifications will be measured and paid for as concrete in dam.

10.6.4 Concrete in Canal Lining

Concrete in canal lining shall be done to the lines, grades and thickness shown on the drawing or as directed by the Engineer. The thickness of the lining specified shall be considered as the minimum thickness. Unless otherwise directed, forms shall not be required for the concrete lining on slopes where the side slopes of the canal are 1 vertical to 1 horizontal or flatter. The concrete lining shall be placed inside the design cross-sectional dimensions of the canal. Contraction joints specified in clause 10.5.3 shall be required where fixed structures intersect the canal lining.

The bottom and side slopes of the canal, in material other than rock, shall be finished accurately to the dimensions shown on the drawings or as directed, any over-excavations, weathering, runnels, etc. being back filled with approved material similar to the natural in-place soils. Large over brakes

in rock excavation may be filled with an approved free-draining material to restore the cross – section of the canal to the required dimensions. In other respects, the preparation of surfaces shall conform to the requirements in specification for buildings. If blanket filter is specified, then the blanket filter shall be placed upon the prepared surfaces and the material shall be moistened with water immediately before placement of concrete. Filter drains if required shall be constructed before placement of blanket filter and if blanket filter is not specified along with filter drains, the filter drains shall be conditioned as for blanket filter immediately before placement of concrete.

Placement of concrete shall conform to the requirements in Para 10.6.1.3 except that forms shall be used where shown on the drawings or as directed by the Engineer. Transverse grooves shall be provided by cutting grooves on the surface of the lining while the concrete is still plastic, spaced 3.5 to 4.5 m apart or as shown on drawing or as directed by the Engineer. The depth of the grooves shall be between 2.5 to 3.0 mm and the bottom width between 1.0 to 1.25 mm.

RUBBLE MASONRY

11.1 Materials for Rubble Masonry

Stones for all masonry work shall be obtained from quarries approved by the Engineer and shall be the best quality obtainable. Stones shall be free from imperfections such as cracks, sand holes, veins and laminations. Stones shall be clear grained, dense, heavy, durable and hard. Granite, basalt, quartzite and limestone are suitable for masonry work.

Stones for rubble masonry shall be flat bottomed and not less than 150mm deep in any part and 225mm wide. The average thickness of individual stones may vary between 150mm to 225mm. The percentage of smaller stones shall not be more than 25%.

Cement sand and mortar shall conform to the requirements in the specifications for Building works Vol I.

11.2 Mortar

Unless otherwise specified by the Engineer, the mix proportions for the mortar shall consist of 1 part of cement to 5 parts of sand by volume. The mortar shall have a dry consistency.

11.3 Rubble Masonry Construction

All stones used in rubble masonry shall be cleaned and wetted before use to ensure bonding to the mortar. Surface area of individual stones shall be about 0.3m² varying in depth between 150 to 225mm. Every stones shall be set flush in mortar, leaving no dry work or hollow spaces. The stones shall be laid on their flat face, using the larger stones for the foundation courses. Smaller stones not exceeding twenty five percent of the larger stones shall be carefully selected to roughly fit the spaces between the larger ones. Chips and spalls shall be wedged into the spaces between the different sizes of stones, where necessary, to prevent thick beds of mortar. Rolling or sledging of heavy stones on the surface of recently laid.

11.4 Rubble Pitching Construction

Rubble pitching construction for protection of earth slopes of canals and ramps of causeways from erosion shall consist of quarried rock bonded together with cement – sand mortar of specified mix proportion, constructed as lining of specified minimum thickness shown on the drawings or as directed by the Engineer.

The surfaces of the earthwork to be protected with rubble pitching shall be first finished to the prescribed slopes, any weathering, runnels etc. being backfilled with approved material similar to the in –place soils. The surfaces so prepared shall be moistened with water, if required, and tamped or rolled to the satisfaction of the Engineer.

The materials and mortar for rubble pitching shall conform to the requirements in Clause 11.1 and 11.2 respectively. Stones for pitching shall conform as far as possible to the dimensions in Clause 11.3 The stones shall be laid and hammered down on the prepared surfaces of the earthwork, approximately plane but not smooth. The stones shall be hand – packed in such a manner that joints between stones can be completely filled with cement – sand mortar. Stones with overhanging joints shall not be allowed. The sides and top and bottom edges shall be left as wedges. The “bushings” or protuberances of stones shall not project more than 15mm from the slopes of the joints. The rubble pitching shall be finished to the prescribed slopes, the permissible tolerance being 25mm in a length of 3 m. The finished surfaces of the pitching shall be planes without depressions or protuberances.

The rubble pitching shall be cured with water for a period of at least three days commencing from the time of the final setting of cement.

11.5 Rip-rap Construction

Rip-rap construction for protection of earth slopes of canals shall consist of quarried rock constructed as a lining of specified minimum thickness shown on the drawings or as directed by the Engineer.

LIGHT DUTY GATES AND HOISTS

12.1 General

The gates and hoists required in Gated Regulators and Turnouts are considered in these specifications as Light Duty Gates and Hoists. The Engineer will furnish the drawings for the fabrication and manufacture of Light Duty Gates and Hoists. However, alternate drawings for approval of the Engineer may be submitted, which shall show design features better than or equal to those in the drawings furnished by the Engineer.

In the submission of alternate drawings, 3 prints shall be furnished, one of which will be returned marked "APPROVED" or "APPROVED EXCEPT AS NOTED" or "RETURNED FOR CORRECTION". The fabrication and manufacture of the gates and hoists shown on drawings marked "APPROVED" or "APPROVED EXCEPT AS NOTED" shall be proceeded with subject to any corrections and / or exceptions indicated on the drawings. On drawings marked "RETURNED FOR CORRECTION", all observations on the drawings and /or in comments of the drawings shall be attended to and 3 prints of new drawings submitted for approval in the same manner as the original submission.

In the event the alternate proposals approved by the Engineer involve less cost, an adjustment in price shall be made in favor of the Engineer at the time of granting the approval. The required gate together with the specified hoist of same shall be made as shown on the approved drawings and installed in the locations shown on the drawings or as directed by the Engineer.

REPAIRS AND MODIFICATIONS TO EXISTING CANAL

STRUCTURES AND OTHER RELATED ITEMS

15.1 General

Where structures are to be repaired or modified they shall first be cleared of all silt, stones, vegetation and rubbish. No separate payment will be made for this operation, the costs of which shall be deemed to be covered in the rates for other work.

15.2 Dealing with Water

Where it is required the contractor shall carry out all operations required for dealing with water in conformity with Chapter – 2.

15.4 Demolition of Existing Concrete/Rubble Masonry Structures

Where part of an existing brickwork masonry or concrete structure is to be demolished the Contractor shall carry out the demolition in such a manner as to avoid damage to the remaining part of the structures. All waste materials resulting from the demolition shall be transported across the canal embankment. Any gates, hoists and associated metal works including built-in parts, shall be carefully removed avoiding damage: if ordered by the Engineer. Any concrete pipe shall be carefully removed to avoid damage and taken to a location to be notified by the Engineer. Any part of the remaining structure which has been damaged, holed, or cracked by the demolition work shall be reinstated to its original condition to the satisfaction of the Engineer, and the final surface or cross section shall be finished tidily to the satisfaction of the Engineer.

Measurement for payment shall be by volume as determined by the Engineer. Payment shall be made at the unit rate bid per cubic meter or demolition of brickwork or masonry, mass concrete or reinforced concrete as the case may be. These rates shall be deemed to include to the costs of all operations described above except for the removal of gate frames and hoists etc. and concrete pipes. The removal of gate frames and hoists shall be paid for in accordance with the unit rate bid per kilogram.

15.5 Raising Existing Concrete Canal Linings

Existing Concrete Canal Lining shall be heightened with in –situ mass concrete as shown on the Drawings. The top of the existing lining shall be exposed as required and the joint surface prepared in accordance with Clause 10.5 hereof. The in –situ mass concrete shall be placed and compacted with suitable formwork to both vertical faces in accordance with Chapter - 10 hereof as appropriate. After curing and setting, compacted fill shall be placed around the lining to the required level in accordance with Clause 3.5 hereof.

Measurement for payment shall be made by volume of concrete as shown on the Drawings or directed by the Engineer. Payment shall be made at the unit rate bid per cubic meter of mass concrete in raising canal linings which rate shall be deemed to cover the costs of exposing and preparing the surface of the existing linings as required and of formwork. Filling around the lining above the existing embankment level shall be paid for separately.

15.6 Clearing and Trimming Existing Canals

Where ordered by the Engineer, existing canals and structures shall be cleared of all loose stones rubbish and weed growth below full supply level.

Grass and other sort of annual vegetation on the canal banks within the reservation shall be cut down completely. Local irregularities in the bed and banks shall be trimmed and the material spread to give a tidy appearance, and local slippage in the banks shall be trimmed and the slope reduced to render them stable.

Unless otherwise directed by the Engineer, where the banks are stable the slopes shall not be reduced to conform to the standard cross- sections shown in the drawings, and care shall be taken not to remove the vegetation cover completely if this could result in instability. All waste materials resulting from clearing shall be burnt and / or transported and placed beyond the toe of the outside side slope of canal embankment used as roadway or as directed by the Engineer.

IRRIGATION SCHEDULE OF RATES - 2025

No	Item No	Description	Unit	Without OH & P	OH & P 16%
SECTION I - CIR - DEMOLISHER					
1	CIR 001	Demolishing and removing collapsed concrete lining 30 m away from reservation	m ³	3,709.00	4,302.00
SECTION II - DIR - EXCAVATION AND EARTH WORK					
2	DIR 001	Earth excavation for foundation or quarry materials and haul the surplus materials up to 30m by Manually.	m ³	2,324.00	2,696.00
3	DIR 002	Gravel excavation for foundation or quarry materials and haul the surplus materials up to 30m by Manually.	m ³	2,597.00	3,013.00
4	DIR 003	Common excavation for foundation or quarry materials and haul the surplus up to 30m by Manually.	m ³	2,597.00	3,013.00
5	DIR 004	Soft rock excavation for foundation or quarry materials and haul the surplus up to 30m by Manually.	m ³	4,014.00	4,656.00
6	DIR 005	Earth excavation for foundation or quarry materials and haul the surplus materials up to 30m. by Machinery. (This rate is excluding of transporting of machinery)	m ³	305.00	354.00
7	DIR 006	Gravel excavation for foundation or quarry materials and haul the surplus materials up to 30m. by Machinery. (This rate is excluding of transporting of machinery)	m ³	345.00	404.00
8	DIR 007	Common excavation for foundation or quarry materials and haul the surplus materials up to 30m. by Machinery. (This rate is excluding of transporting of machinery)	m ³	329.00	382.00
9	DIR 008	Soft rock excavation for foundation or quarry materials and haul the surplus materials up to 30m by Machinery. (This rate is excluding of transporting of machinery)	m ³	472.00	547.00
10	DIR 009	Earth excavation for Canal or Tank and haul the surplus materials up to 1.6 km distance by Machinery. (This rate is excluding of transporting of machinery)	m ³	381.00	442.00
11	DIR 010	Gravel excavation for Canal or Tank and haul the surplus materials up to 1.6 km distance by Machinery. (This rate is excluding of transporting of machinery)	m ³	424.00	492.00

No	Item No	Description	Unit	Without OH & P	OH & P 16%
12	DIR 011	Common excavation for Canal or Tank and haul the surplus materials up to 1.6 km distance by Machinery. (This rate is excluding of transporting of machinery)	m ³	405.00	469.00
13	DIR 012	Soft rock excavation for Canal or Tank and haul the surplus materials up to 1.6 km distance by Machinery. (This rate is excluding of transporting of machinery)	m ³	547.00	635.00
14	DIR 013	Dry Silt removing from Canal or Tank beds and haul the surplus materials up to 1.6 km distance by machinery.(This rate is excluding of transporting of machinery)	m ³	383.00	444.00
15	DIR 014	Wet Silt removing from Canal or Tank beds and haul the surplus materials up to 1.6 km distance by machinery.(This rate is excluding of transporting of machinery)	m ³	534.00	619.00
16	DIR 015	Dry Silt removing from Canal or Tank beds and haul the surplus materials up to 30m. distance by Manually.	m ³	2,208.00	2,561.00
17	DIR 016	Stripping topsoil and including cut and lift up to 1.5m and haul 30m distance by manually	m ³	1,962.00	2,276.00
18	DIR 017	Forming tank bund manually (The rate without the cost of filling material and the transport)	m ³	559.00	648.00
19	DIR 018	Forming canal bund manually (The rate without the cost of filling material and the transport)	m ³	519.00	602.00
20	DIR 019	Forming tank bund machinery (This rate is excluding of transporting of machinery)	m ³	161.00	187.00
21	DIR 020	Forming canal bund machinery (This rate is excluding of transporting of machinery)	m ³	122.00	142.00
22	DIR 021	Cutting & planting turf (The rate without transport)	m ²	179.00	208.00
23	DIR 022	Watering turf (The rate without cost of water and the transport)	m ²	2.80	3.25
24	DIR 023	Construction of puddle core wall including making puddle (without transport)	m ³	3,245.00	3,765.00
25	DIR 024	Benching of tank bund slopes to receive new earth average 150 mm in depth(manual)	m ³	1,236.00	1,434.00
26	DIR 025	Stripping topsoil haul 0.5km (m3/hr) by machinery and transporting debris off site cut up to 2.5m lift	m ³	504.00	584.00

No	Item No	Description	Unit	Without OH & P	OH & P 16%
27	DIR 026	Borrow earth from borrow area cut & lift 0-2.5m and haul 5.0km including, placing, spreading, trimming, watering and compacting used for PC120 excavator	m ³	2,344.00	2,719.00
28	DIR 027	Stripping topsoil and including cut and lift up to 1.5m and haul 60 m distance by machinery	m ³	154.00	178.00
29	DIR 028	Stripping topsoil and including cut and lift up to 1.5m and haul 0.8km distance by machinery	m ³	312.00	362.00
30	DIR 029	Earth excavation form , cut & lift up to 1.0m , placing, spreading, watering and compacting by machinery including transport by 0.75cu Tractor & Tailor within 30m - 1.0Km -including Forming and Sloping in Tank Bund	m ³	508.00	589.00
31	DIR 030	Earth excavation form , cut & lift up to 1.0m , placing, spreading, watering and compacting by machinery including transport by 0.75 cu Tractor & Tailor within 1.0 Km - 2.0Km -including Forming and Sloping in Tank Bund	m ³	536.00	622.00
		SECTION III - FIR - CONCRETE WORKS.			
32	FIR 001	1:3:6 concrete manual mix (The rate without the transport of materials)	m ³	22,115.00	25,653.00
33	FIR 002	1:2:4 concrete manual mix (The rate without the transport of materials)	m ³	24,205.00	28,077.00
34	FIR 003	1:1½:3 concrete manual mix (The rate without the transport of materials)	m ³	25,950.00	30,102.00
35	FIR 004	1:3:6 concrete with concrete mixer (The rate without the transport of materials)	m ³	17,369.00	20,149.00
36	FIR 005	1:2:4 concrete with concrete mixer (The rate without the transport of materials)	m ³	19,459.00	22,573.00
37	FIR 006	1:1½:3 concrete with concrete mixer (The rate without the transport of materials)	m ³	21,205.00	24,597.00
38	FIR 007	Plywood form work including making, fixing & removing for concrete canals at ground level	m ²	1,418.00	1,645.00
39	FIR 008	Plywood form work including making, fixing & removing for structure	m ²	3,247.00	3,767.00
40	FIR 009	Swan timber form work including making, fixing & removing for concrete canals at ground level	m ²	1,344.00	1,559.00

No	Item No	Description	Unit	Without OH & P	OH & P 16%
41	FIR 010	Swan timber form work including making, fixing & removing for structures	m ²	3,173.00	3,681.00
42	FIR 011	Cutting, Bending & Placing mild steel reinforcement bars	kg	385.00	447.00
43	FIR 012	Cutting, Bending & Placing tor steel reinforcement bars	kg	377.00	438.00
44	FIR 013	Supplying and fixing M.S. dowels spliced and dovetailed with wedge at one end 20mm dia. And 1000mm long, boring holes to 0.45m depth in fixing	nr	1,600.00	1,856.00
45	FIR 014	Supplying and fixing M.S. dowels spliced and dovetailed with wedge at one end 16mm dia. And 600mm long, boring holes to 0.3m depth in fixing	nr	1,220.00	1,415.00
46	FIR 015	Extra over additional length of Dowel	kg	254.00	295.00
47	FIR 016	1:3:6 concrete with concrete mixer (The rate without the transport of materials) with 20% plums	m ³	14,425.00	16,734.00
48	FIR 017	1:3:6 concrete manual mix (The rate without the transport of materials) with 20% plums	m ³	18,222.00	21,137.00
SECTION IV - GIR - MASONRY WORKS					
49	GIR 001	150mm x 225mm Random Rubble masonry work in 1:5 cement and sand mortar in structures	m ³	16,940.00	19,651.00
50	GIR 002	Dry rubble packing (rubble size over 225mm)	m ³	4,107.00	4,764.00
51	GIR 003	225mm thick pitching in 150mm-225mm rubble in 1:5 ct.mt. lift	m ²	1,458.00	1,691.00
52	GIR 004	12.5mm thick rough ct.plaster in 1:3 cement sand mortar semi rough finish(UR55)	m ²	795.00	922.00
SECTION V - YIR - MISCELLANEOUS/GENERAL					
53	YIR 001	Shrub jungle clearing with vegetation, thorny bushes, undergrowth and less than 100 trees up to 300mm girth, and few isolated trees of less than 600mm girth including cutting uprooting and heaping on approved places Manually.	ha	61,725.00	71,601.00
54	YIR 002	Light jungle clearing with vegetation, thorny bushes, undergrowth and less than 300 trees up to 300mm girth, and few isolated trees of less than 900mm girth including cutting uprooting and heaping on approved places Manually.	ha	185,175.00	214,803.00

No	Item No	Description	Unit	Without OH & P	OH & P 16%
55	YIR 003	Medium jungle clearing with vegetation, thorny bushes, undergrowth and less than 500 trees up to 300mm girth, and few isolated trees of less than 1200mm girth including cutting uprooting and heaping on approved places Manually.	ha	327,143.00	379,485.00
56	YIR 004	Common jungle clearing with vegetation, thorny bushes, undergrowth and less than 550 trees up to 300mm girth, and few isolated trees above 1800mm girth including cutting uprooting and heaping on approved places Manually.	ha	413,558.00	479,727.00
57	YIR 005	Heavy jungle clearing with vegetation, thorny bushes, undergrowth and less than 600 trees up to 300mm girth, and few isolated trees of above 150 mm girth including cutting uprooting and heaping on approved places Manually.	ha	462,938.00	537,008.00
58	YIR 006	Shrub jungle clearing with vegetation, thorny bushes, undergrowth and less than 100 trees up to 300mm girth, and few isolated trees of less than 600mm girth including cutting uprooting and heaping on approved places Machinery.	ha	85,410.00	99,076.00
59	YIR 007	Light jungle clearing with vegetation, thorny bushes, undergrowth and less than 300 trees up to 300mm girth, and few isolated trees of less than 900mm girth including cutting uprooting and heaping on approved places Machinery.	ha	117,948.00	136,819.00
60	YIR 008	Medium jungle clearing with vegetation, thorny bushes, undergrowth and less than 500 trees up to 300mm girth, and few isolated trees of less than 1200mm girth including cutting uprooting and heaping on approved places Machinery.	ha	193,005.00	223,886.00
61	YIR 009	Common jungle clearing with vegetation, thorny bushes, undergrowth and less than 550 trees up to 300mm girth, and few isolated trees of less than 1800mm girth including cutting uprooting and heaping on approved places Machinery.	ha	247,690.00	287,320.00

No	Item No	Description	Unit	Without OH & P	OH & P 16%
62	YIR 010	Heavy jungle clearing with vegetation, thorny bushes, undergrowth and less than 600 trees up to 300mm girth, and few isolated trees above 1800mm girth including cutting uprooting and heaping on approved places Machinery.	ha	291,400.00	338,024.00
63	YIR 011	Providing sand bags for cofferdam	nr	178.00	206.00
64	YIR 012	75mm tk. Stop planks (kumbuk) with 10mm dia. 2nos. M. S. Iron hooks and applies 2 coats of hot tar.	m ³	651,326.00	755,538.00
65	YIR 013	75mm tk. Stop planks (Milla) with 10mm dia. 2nos. M. S. Iron hooks and applies 2 coats of hot tar.	m ³	382,705.00	443,938.00
66	YIR 014	75mm tk. Stop planks (Mee) with 10mm dia. 2nos. M. S. Iron hooks and applies 2 coats of hot tar.	m ³	275,639.00	319,741.00
67	YIR 015	Scarifying existing rock or concrete surface	m ²	331.00	384.00
68	YIR 016	Heavy jungle clearing along survey lines 1200mm - 0mm wide rate per 1.6 km (0.48 Acs)	km	20,683.00	23,993.00
69	YIR 017	Medium jungle clearing along survey lines 1200mm - 0mm wide rate per 1.6 km (0.48 Acs)	km	13,789.00	15,995.00
70	YIR 018	Light jungle clearing along the survey lines 1200mm - 0 mm wide rate per 1.6 km (0.48 Acs)	km	10,342.00	11,996.00
71	YIR 019	Shrub jungle clearing along the survey 1200mm - 0 mm wide rate per 1.6 km (0.48 Acs)	km	6,832.00	7,925.00
72	YIR 020	Chaining including of cutting jungle pegs and pegging	km	4,783.00	5,548.00
73	YIR 021	Leveling every 30m chain pegs and establishing B.M.on rock and checking back	km	7,174.00	8,322.00
74	YIR 022	Surveying including fixing angle pickets and taking angle	km	9,565.00	11,096.00
75	YIR 023	Chaining traverse lines and taking offsets	km	6,832.00	7,925.00
76	YIR 024	Detail site surveys including spot levels chaining pegging and establishing B.M. these surveys are breaches spills etc.witch should not exceed 150m x 150m	nr	37,400.00	43,384.00
77	YIR 025	Marching pay = 1 unskilled labour day for 4.8 kms.	km	518.00	600.00
78	YIR 026	Supply & install of 100 mm CI gate complete set including Spindle, Housing, Base plate, Closing plate, Key, Brass nut, and other required accessories. (This rate is excluding of transport of materials)	nr	53,400.00	61,944.00

No	Item No	Description	Unit	Without OH & P	OH & P 16%
79	YIR 027	Supply & install of 150 mm CI gate complete set including Spindle, Housing, Base plate, Closing plate, Key, Brass nut, and other required accessories. (This rate is excluding of transport of materials)	nr	54,900.00	63,684.00
80	YIR 028	Supply & install of 225 mm CI gate complete set including Spindle, Housing, Base plate, Closing plate, Key, Brass nut, and other required accessories. (This rate is excluding of transport of materials)	nr	79,900.00	92,684.00
81	YIR 029	Supply & install of 300 mm CI gate complete set including Spindle, Housing, Base plate, Closing plate, Key, Brass nut, and other required accessories. (This rate is excluding of transport of materials)	nr	90,500.00	104,980.00
82	YIR 030	Supply & install of 375 mm CI gate complete set including Spindle, Housing, Base plate, Closing plate, Key, Brass nut, and other required accessories. (This rate is excluding of transport of materials)	nr	120,500.00	139,780.00
83	YIR 031	Supply & install of 450 mm CI gate complete set including Spindle, Housing, Base plate, Closing plate, Key, Brass nut, and other required accessories. (This rate is excluding of transport of materials)	nr	134,500.00	156,020.00
84	YIR 032	Supply & install of 600 mm CI gate complete set including Spindle, Housing, Base plate, Closing plate, Key, Brass nut, and other required accessories. (This rate is excluding of transport of materials)	nr	211,000.00	244,760.00
SECTION VI - TR - Transport (By Vehicle including Loading & Unloading)					
85	TR 01	Transport of Metal, Rubble, Sand, Gravel, Earth up to 10km.	km/m ³	598.00	693.00
86	TR 02	Transport of Metal, Rubble, Sand, Gravel, Earth Beyond 10km	km/m ³	46.00	53.00
87	TR 03	Transport Cement up to 10km.	km/50kg	18.00	21.00
88	TR 04	Transport of Cement Beyond 10km	km/50kg	0.46	0.53
89	TR 05	Transport Steel up to 10km.	km/kg	0.90	1.00
90	TR 06	Transport of Steel Beyond 10km	km/kg	3.20	3.70
91	TR 07	Transport of Machine	km	553.00	642.00

Head Transport

Item No	Description	Unit	Rate
	Cement		
A.1	Flat areas (Ground slope up to 10%) Beyond 30m, and there after every 100m or it's portion.		
	a.) Normal ground:-	50kg	0.02x unskiiied labour rate per day.
	b.) Diffcult ground:-	50kg	0.03x unskiiied labour rate per day.
A.2	Modarate steep areas (Ground slope up to 10% to 20%) Beyond 30m, and there after every 100m or it's portion.		
	a.) Normal ground:-	50kg	0.03 x unskiiied labour rate per day.
	b.) Diffcult ground:-	50kg	0.04 x unskiiied labour rate per day.
A.3	High steep areas (Ground slope more than 20%) Beyond 30m, and there after every 100m or it's portion.		
	a.) Normal ground:-	50kg	0.04 x unskiiied labour rate per day.
	b.) Diffcult ground:-	50kg	0.05 x unskiiied labour rate per day.
	Sand, Metal, Rubble and Soil		
A.4	Flat areas (Ground slope up to 10%) Beyond 30m, and there after every 100m or it's portion.		
	a.) Normal ground:-	m ³	0.4 x unskiiied labour rate per day.
	b.) Diffcult ground:-	m ³	0.8 x unskiiied labour rate per day.
A.5	Modarate steep areas (Ground slope up to 10% to 20%) Beyond 30m, and there after every 100m or it's portion.		
	a.) Normal ground:-	m ³	0.8 x unskiiied labour rate per day.
	b.) Diffcult ground:-	m ³	1.0 x unskiiied labour rate per day.
A.6	High steep areas (Ground slope more than 20%) Beyond 30m, and there after every 100m or it's portion.		
	a.) Normal ground:-	m ³	1.0 x unskiiied labour rate per day.
	b.) Diffcult ground:-	m ³	0.40 x unskiiied labour rate per day.
	Steel		
A.7	Flat areas (Ground slope up to 10%) Beyond 30m, and there after every 100m or it's portion.		
	a.) Normal ground:-	Mt	0.5 x unskiiied labour rate per day.
	b.) Diffcult ground:-	Mt	0.6 x unskiiied labour rate per day.
A.8	Modarate steep areas (Ground slope up to 10% to 20%) Beyond 30m, and there after every 100m or it's portion.		
	a.) Normal ground:-	Mt	1.0 x unskiiied labour rate per day.
	b.) Diffcult ground:-	Mt	1.10 x unskiiied labour rate per day.

Item No	Description	Unit	Rate
A.9	High steep areas (Ground slope more than 20%) Beyond 30m, and there after every 100m		
	a.) Normal ground:-	Mt	2.0 x unskiiied labour rate per day.
	b.) Diffcult ground:-	Mt	2.10 x unskiiied labour rate per day.
B	Add only overhead and profit for the above head transport item.Total head transport rate = (A+B)		
	Example:- Consider head transpor item A.5 a.) Normal ground:- (0.8 x unskiiied labour rate per day.) + (overhead and profit)		



WATER SCHEDULE OF RATES

2025



Prepared By :

Kandy Municipal Council

CONTENT

Page

Notes	i to iii
Excavation and backfilling for pipe lines	01
PVC pipe lines	02 to 04
PVC fittings	05 to 10

WATER SCHEDULE OF RATES – 2025

This Document is valid from 1st of January 2025 to 31st of December 2025

Prepared by Kandy Municipal Council

- *Basic Prices*

The basic prices approved by the Central Provincial Price Committee 2024 are used to prepare the WSR for the year 2025.

- *Notes*

1. This Water Schedule of Rates should be use for main line, transmission main line, distribution line and hose connection up to the water meter only.
2. These rates cover the entire pipe laying for pvc materials.
3. Above rates not included any type of excavation, backfilling, compaction reinstatement surrounding materials. Marker type dis inspection is pressure testing works.
4. Please refer relevant schedule of rates which are not covered by this. Schedule up rates. (BSR/HSR/ISR/Water board)
5. This schedule of rates prepared by using CPC basic rates, market price supply rates for KMC.
6. These rates to be use for supply and laying works only.
7. This Water Schedule of Rates are just a kind of guideline and may be varied with the market price and the site conditions.

The WSR is to be read in conjunction with the **Standard Specification issued for building work by the Institute of Construction Training and Development (ICTAD) / Construction Industry Development Authority (CIDA), except where superseded by the notes or the descriptions in the schedule.**

Only those materials which are specially mentioned in the descriptions should be used and should be the best quality material, confirming to the requirements of the relevant standard. (SLS,ISO or BS)

All the materials & the quality of the material should be approved by the Engineer, described in the agreement.

There are three types of rates for each and every item,

1. Rates prepared based on basic price.
2. Rates prepared with 16% Over head and profit.
3. Rates prepared with 26% Over head and profit.

WATER SCHEDULE OF RATES - 2025

SE. NO.	ITEM NO.	DESCRIPTION	UNIT	WITH OUT OH & P	OH & P 16%
E. EXCAVATION AND BACKFILLING FOR PIPE LINES					
1	E.1	Excavation in trenches less than 300mm width in normal earth average depth of not exceeding 1.0m from ground level inclusive of backfilling, compacting and disposal of surplus earth.	m	770.06	893.27
2	E.2	Excavation in trenches greater than 300mm width in normal earth average depth of not exceeding 1.0m from ground level inclusive of backfilling, compacting and disposal of surplus earth.	m ³	2,137.71	2,479.74
3	E.3	Excavation in trenches less than 300mm width in normal earth average depth of not exceeding 1.0m from ground level inclusive of backfilling, compacting and disposal of surplus earth .using machine cutting.	m	261.74	303.62
4	E.4	Excavation in trenches greater than 300mm width in normal earth average depth of not exceeding 1.0m from ground level inclusive of backfilling, compacting and disposal of surplus earth using machine cutting.	m ³	685.59	795.28
5	E.5	Sand filling around the pipe line and base for the pipe.	m ³	4,339.62	5,033.96

SE. NO.	ITEM NO.	DESCRIPTION	UNIT	WITH OUT OH & P	OH & P 16%
P. PVC PIPE LINES					
6	P.1	Supply and laying 20mm dia. pvc pipe line in Plain Ended Type in PN ₇ 14 rate including socket, solvent cement and etc.	m	523.64	607.42
7	P.2	Supply and laying 20mm dia. pvc pipe line in Solvent Socket Type in PN ₇ 14 rate including solvent cement and etc.	m	448.24	519.96
8	P.3	Supply and laying 25mm dia. pvc pipe line in Plain Ended Type in PN ₇ 11 rate including socket, solvent cement and etc.	m	671.04	778.41
9	P.4	Supply and laying 25mm dia. pvc pipe line in Solvent Socket Type in PN ₇ 11 rate including solvent cement and etc.	m	599.92	695.91
10	P.5	Supply and laying 32mm dia. pvc pipe line in Plain Ended Type in PN ₇ 11 rate including socket, solvent cement and etc.	m	772.73	896.37
11	P.6	Supply and laying 32mm dia pvc pipe line in Solvent Socket Type in PN ₇ 11 rate including solvent cement and etc.	m	684.46	793.97
12	P.7	Supply and laying 40mm dia pvc pipe line in Plain Ended Type in PN ₇ 11 rate including socket, solvent cement and etc.	m	999.49	1,159.41
13	P.8	Supply and laying 40mm dia pvc pipe line in Solvent Socket Type in PN ₇ 11 rate including solvent cement and etc.	m	921.09	1,068.46
14	P.9	Supply and laying 50mm dia pvc pipe line in Plain Ended Type in PN ₇ 11 rate including socket, solvent cement and etc.	m	1,351.19	1,567.38
15	P.10	Supply and laying 50mm dia pvc pipe line in Solvent Socket Type in PN ₇ 11 rate including solvent cement and etc.	m	1,278.40	1,482.94
16	P.11	Supply and laying 63mm dia pvc pipe line in Plain Ended Type in PN ₇ 11 rate including socket, solvent cement and etc.	m	1,893.96	2,196.99
17	P.12	Supply and laying 63mm dia pvc pipe line in Solvent Socket Type in PN ₇ 11 rate including solvent cement and etc.	m	1,849.82	2,145.79

SE. NO.	ITEM NO.	DESCRIPTION	UNIT	WITH OUT OH & P	OH & P 16%
18	P.13	Supply and laying 63mm dia pvc pipe line in Bel formed Type in PN ₇ 11 rate including lubricant and etc.	m	1,912.05	2,217.98
19	P.14	Supply and laying 75mm dia pvc pipe line in Plain Ended Type in PN ₇ 11 rate including socket,solvent cement and etc.	m	2,217.98	2,572.86
20	P.15	Supply and laying 75mm dia pvc pipe line in Solvent Socket Type in PN ₇ 11 rate including solvent cement and etc.	m	2,094.49	2,429.61
21	P.16	Supply and laying 75mm dia pvc pipe line in Bel formed Type in PN ₇ 11 rate including lubricant and etc.	m	2,192.05	2,542.78
22	P.17	Supply and laying 90mm dia pvc pipe line in Plain Ended Type in PN ₇ 11 rate including socket,solvent cement and etc.	m	3,102.01	3,598.33
23	P.18	Supply and laying 90mm dia pvc pipe line in Solvent Socket Type in PN ₇ 11 rate including solvent cement and etc.	m	2,864.84	3,323.21
24	P.19	Supply and laying 90mm dia pvc pipe line in Bel formed Type in PN ₇ 11 rate including lubricant and etc.	m	2,936.97	3,406.89
25	P.20	Supply and laying 110mm dia pvc pipe line in Plain Ended Type in PN ₇ 11 rate including socket,solvent cement and etc.	m	3,672.66	4,260.29
26	P.21	Supply and laying 110mm dia pvc pipe line in Solvent Socket Type in PN ₇ 11 rate including solvent cement and etc.	m	3,430.32	3,979.17
27	P.22	Supply and laying 110mm dia pvc pipe line in Bel formed Type in PN ₇ 11 rate including lubricant and etc.	m	3,531.13	4,096.11
28	P.23	Supply and laying 140mm dia pvc pipe line in Plain Ended Type in PN ₇ 11 rate including socket,solvent cement and etc.	m	5,348.02	6,203.70
29	P.24	Supply and laying 140mm dia pvc pipe line in Solvent Socket Type in PN ₇ 11 rate including solvent cement and etc.	m	5,342.38	6,197.16
30	P.25	Supply and laying 140mm dia pvc pipe line in Bel formed Type in PN ₇ 11 rate including lubricant and etc.	m	5,467.41	6,342.20

SE. NO.	ITEM NO.	DESCRIPTION	UNIT	WITH OUT OH & P	OH & P 16%
31	P.26	Supply and laying 160mm dia pvc pipe line in Plain Ended Type in PN ₇ 11 rate including socket,solvent cement and etc.	m	8,713.62	10,107.80
32	P.27	Supply and laying 160mm dia pvc pipe line in Solvent Socket Type in PN ₇ 11 rate including solvent cement and etc.	m	6,925.88	8,034.02
33	P.28	Supply and laying 160mm dia pvc pipe line in Bel formed Type in PN ₇ 11 rate including lubricant and etc.	m	7,079.77	8,212.53
34	P.29	Supply and laying 225mm dia pvc pipe line in Plain Ended Type in PN ₇ 11 rate including socket,solvent cement and etc.	m	17,288.09	20,054.18
35	P.30	Supply and laying 225mm dia pvc pipe line in Solvent Socket Type in PN ₇ 11 rate including solvent cement and etc.	m	13,552.19	15,720.54
36	P.31	Supply and laying 225mm dia pvc pipe line in Bel formed Type in PN ₇ 11 rate including lubricant and etc.	m	13,769.06	15,972.11
37	P.32	Supply and laying 280mm dia pvc pipe line in Plain Ended Type in PN ₇ 11 rate including socket,solvent cement and etc.	m	26,219.14	30,414.20
38	P.33	Supply and laying 280mm dia pvc pipe line in Solvent Socket Type in PN ₇ 11 rate including solvent cement and etc.	m	20,714.83	24,029.20
39	P.34	Supply and laying 280mm dia pvc pipe line in Bel formed Type in PN ₇ 11 rate including lubricant and etc.	m	20,988.53	24,346.69
40	P.35	Supply and laying 315mm dia pvc pipe line in Plain Ended Type in PN ₇ 11 rate including socket,solvent cement and etc.	m	32,988.71	38,266.90
41	P.36	Supply and laying 315mm dia pvc pipe line in Solvent Socket Type in PN ₇ 11 rate including solvent cement and etc..	m	26,016.56	30,179.21
42	P.37	Supply and laying 315mm dia pvc pipe line in Bel formed Type in PN ₇ 11 rate including lubricant and etc.	m	26,373.09	30,592.78

SE. NO.	ITEM NO.	DESCRIPTION	UNIT	WITH OUT OH & P	OH & P 16%
F. PVC FITTINGS					
43	F.1	Supply and Fixing 20mm dia pvc Socket for necessary fitting or pipe.	nr	150.31	174.36
44	F.2	Supply and Fixing 25mm dia pvc Socket for necessary fitting or pipe.	nr	170.65	197.95
45	F.3	Supply and Fixing 32mm dia pvc Socket for necessary fitting or pipe.	nr	209.21	242.68
46	F.4	Supply and Fixing 40mm dia pvc Socket for necessary fitting or pipe.	nr	252.01	292.33
47	F.5	Supply and Fixing 50mm dia pvc Socket for necessary fitting or pipe.	nr	422.53	490.13
48	F.6	Supply and Fixing 63mm dia pvc Socket for necessary fitting or pipe.	nr	513.63	595.81
49	F.7	Supply and Fixing 75mm dia pvc Socket for necessary fitting or pipe.	nr	674.23	782.11
50	F.8	Supply and Fixing 90mm dia PvC Socket for necessary fitting or pipe.	nr	1,118.72	1,297.72
51	F.9	Supply and Fixing 110mm dia PvC Socket for necessary fitting or pipe.	nr	1,535.85	1,781.59
52	F.10	Supply and Fixing 20mm dia PvC elbow for necessary fitting or pipe.	nr	150.31	174.36
53	F.11	Supply and Fixing 25mm dia PvC elbow for necessary fitting or pipe.	nr	191.83	222.52
54	F.12	Supply and Fixing 32mm dia PvC elbow for necessary fitting or pipe.	nr	213.45	247.60
55	F.13	Supply and Fixing 40mm dia PvC elbow for necessary fitting or pipe.	nr	301.16	349.35
56	F.14	Supply and Fixing 50mm dia PvC elbow for necessary fitting or pipe.	nr	517.45	600.24
57	F.15	Supply and Fixing 63mm dia PvC elbow for necessary fitting or pipe.	nr	682.27	791.43
58	F.16	Supply and Fixing 75mm dia PvC elbow for necessary fitting or pipe.	nr	1,085.24	1,258.88
59	F.17	Supply and Fixing 90mm dia PvC elbow for necessary fitting or pipe.	nr	1,601.77	1,858.05
60	F.18	Supply and Fixing 110mm dia PvC elbow for necessary fitting or pipe.	nr	2,253.65	2,614.23
61	F.19	Supply and Fixing 20mm dia PvC bend for necessary fitting or pipe.	nr	174.04	201.89
62	F.20	Supply and Fixing 25mm dia PvC bend for necessary fitting or pipe.	nr	209.63	243.17

SE. NO.	ITEM NO.	DESCRIPTION	UNIT	WITH OUT OH & P	OH & P 16%
63	F.21	Supply and Fixing 32mm dia PvC bend for necessary fitting or pipe.	nr	272.77	316.41
64	F.22	Supply and Fixing 40mm dia PvC bend for necessary fitting or pipe.	nr	440.14	510.56
65	F.23	Supply and Fixing 50mm dia PvC bend for necessary fitting or pipe.	nr	749.65	869.59
66	F.24	Supply and Fixing 63mm dia PvC bend for necessary fitting or pipe.	nr	1,156.00	1,340.96
67	F.25	Supply and Fixing 75mm dia PvC bend for necessary fitting or pipe.	nr	1,974.23	2,290.11
68	F.26	Supply and Fixing 90mm dia PvC bend for necessary fitting or pipe.	nr	3,693.30	4,284.23
69	F.27	Supply and Fixing 110mm dia PvC bend for necessary fitting or pipe.	nr	5,429.07	6,297.72
70	F.28	Supply and Fixing 20mm dia PvC Tee for necessary fitting or pipe.	nr	269.78	312.94
71	F.29	Supply and Fixing 25mm dia PvC Tee for necessary fitting or pipe.	nr	318.83	369.84
72	F.30	Supply and Fixing 32mm dia PvC Tee for necessary fitting or pipe.	nr	372.11	431.65
73	F.31	Supply and Fixing 40mm dia PvC Tee for necessary fitting or pipe.	nr	479.52	556.24
74	F.32	Supply and Fixing 50mm dia PvC Tee for necessary fitting or pipe.	nr	643.72	746.72
75	F.33	Supply and Fixing 63mm dia PvC Tee for necessary fitting or pipe.	nr	1,032.43	1,197.62
76	F.34	Supply and Fixing 75mm dia PvC Tee for necessary fitting or pipe.	nr	1,486.04	1,723.81
77	F.35	Supply and Fixing 90mm dia PvC Tee for necessary fitting or pipe.	nr	2,252.35	2,612.73
78	F.36	Supply and Fixing 110mm dia PvC Tee for necessary fitting or pipe.	nr	3,126.06	3,626.23
79	F.37	Supply and Fixing 20mm dia PvC Valve Socket for necessary fitting or pipe.	nr	108.22	125.54
80	F.38	Supply and Fixing 25mm dia PvC Valve Socket for necessary fitting or pipe.	nr	124.32	144.21
81	F.39	Supply and Fixing 32mm dia PvC Valve Socket for necessary fitting or pipe.	nr	155.89	180.83
82	F.40	Supply and Fixing 40mm dia PvC Valve Socket for necessary fitting or pipe.	nr	220.51	255.79
83	F.41	Supply and Fixing 50mm dia PvC Valve Socket for necessary fitting or pipe.	nr	324.41	376.32

SE. NO.	ITEM NO.	DESCRIPTION	UNIT	WITH OUT OH & P	OH & P 16%
84	F.42	Supply and Fixing 63mm dia PvC Valve Socket for necessary fitting or pipe.	nr	414.88	481.26
85	F.43	Supply and Fixing 75mm dia PvC Valve Socket for necessary fitting or pipe.	nr	661.28	767.08
86	F.44	Supply and Fixing 90mm dia PvC Valve Socket for necessary fitting or pipe.	nr	1,231.17	1,428.16
87	F.45	Supply and Fixing 110mm dia PvC Valve Socket for necessary fitting or pipe.	nr	1,780.65	2,065.55
88	F.46	Supply and Fixing 20mm dia PvC faucet Socket for necessary fitting or pipe.	nr	99.75	115.71
89	F.47	Supply and Fixing 25mm dia PvC faucet Socket for necessary fitting or pipe.	nr	132.80	154.05
90	F.48	Supply and Fixing 32mm dia PvC faucet Socket for necessary fitting or pipe.	nr	151.65	175.91
91	F.49	Supply and Fixing 40mm dia PvC faucet Socket for necessary fitting or pipe.	nr	216.27	250.87
92	F.50	Supply and Fixing 50mm dia PvC faucet Socket for necessary fitting or pipe.	nr	340.51	394.99
93	F.51	Supply and Fixing 63mm dia PvC faucet Socket for necessary fitting or pipe.	nr	430.98	499.94
94	F.52	Supply and Fixing 75mm dia PvC faucet Socket for necessary fitting or pipe.	nr	762.98	885.06
95	F.53	Supply and Fixing 90mm dia PvC faucet Socket for necessary fitting or pipe.	nr	1,239.64	1,437.98
96	F.54	Supply and Fixing 110mm dia PvC faucet Socket for necessary fitting or pipe.	nr	1,814.55	2,104.88
97	F.55	Supply and Fixing 20mm dia PvC Cap for necessary fitting or pipe.	nr	99.75	115.71
98	F.56	Supply and Fixing 25mm dia PvC Cap for necessary fitting or pipe.	nr	115.85	134.39
99	F.57	Supply and Fixing 32mm dia PvC Cap for necessary fitting or pipe.	nr	143.17	166.08
100	F.58	Supply and Fixing 40mm dia PvC Cap for necessary fitting or pipe.	nr	183.22	212.54
101	F.59	Supply and Fixing 50mm dia PvC Cap for necessary fitting or pipe.	nr	289.67	336.02
102	F.60	Supply and Fixing 63mm dia PvC Cap for necessary fitting or pipe.	nr	369.96	429.15
103	F.61	Supply and Fixing 75mm dia PvC Cap for necessary fitting or pipe.	nr	651.11	755.29
104	F.62	Supply and Fixing 90mm dia PvC Cap for necessary fitting or pipe.	nr	1,115.07	1,293.48

SE. NO.	ITEM NO.	DESCRIPTION	UNIT	WITH OUT OH & P	OH & P 16%
105	F.63	Supply and Fixing 110mm dia Pvc Cap for necessary fitting or pipe.	nr	1,251.83	1,452.12
106	F.64	Supply and Fixing 25 x 20 mm Pvc Reducing Socket for necessary fitting or pipe.	nr	170.65	197.95
107	F.65	Supply and Fixing 32 x 20 mm Pvc Reducing Socket for necessary fitting or pipe.	nr	191.83	222.52
108	F.66	Supply and Fixing 32 x 25 mm Pvc Reducing Socket for necessary fitting or pipe.	nr	204.97	237.77
109	F.67	Supply and Fixing 40 x 20 mm Pvc Reducing Socket for necessary fitting or pipe.	nr	230.82	267.75
110	F.68	Supply and Fixing 40 x 25 mm Pvc Reducing Socket for necessary fitting or pipe.	nr	256.24	297.24
111	F.69	Supply and Fixing 40 x 32 mm Pvc Reducing Socket for necessary fitting or pipe.	nr	268.11	311.01
112	F.70	Supply and Fixing 50 x 20 mm Pvc Reducing Socket for necessary fitting or pipe.	nr	390.33	452.78
113	F.71	Supply and Fixing 50 x 25 mm Pvc Reducing Socket for necessary fitting or pipe.	nr	410.67	476.38
114	F.72	Supply and Fixing 50 x 32 mm Pvc Reducing Socket for necessary fitting or pipe.	nr	439.48	509.80
115	F.73	Supply and Fixing 50 x 40 mm Pvc Reducing Socket for necessary fitting or pipe.	nr	451.35	523.57
116	F.74	Supply and Fixing 63 x 20 mm Pvc Reducing Socket for necessary fitting or pipe.	nr	483.97	561.41
117	F.75	Supply and Fixing 63 x 25 mm Pvc Reducing Socket for necessary fitting or pipe.	nr	525.49	609.57
118	F.76	Supply and Fixing 63 x 32 mm Pvc Reducing Socket for necessary fitting or pipe.	nr	546.68	634.15
119	F.77	Supply and Fixing 63 x 40 mm Pvc Reducing Socket for necessary fitting or pipe.	nr	550.07	638.08
120	F.78	Supply and Fixing 63 x 50 mm Pvc Reducing Socket for necessary fitting or pipe.	nr	558.54	647.91
121	F.79	Supply and Fixing 75 x 32 mm Pvc Reducing Socket for necessary fitting or pipe.	nr	800.93	929.08
122	F.80	Supply and Fixing 75 x 40 mm Pvc Reducing Socket for necessary fitting or pipe.	nr	809.40	938.90
123	F.81	Supply and Fixing 75 x 50 mm Pvc Reducing Socket for necessary fitting or pipe.	nr	813.64	943.82
124	F.82	Supply and Fixing 75 x 63 mm Pvc Reducing Socket for necessary fitting or pipe.	nr	872.96	1,012.63
125	F.83	Supply and Fixing 90 x 40 mm Pvc Reducing Socket for necessary fitting or pipe.	nr	894.15	1,037.21

SE. NO.	ITEM NO.	DESCRIPTION	UNIT	WITH OUT OH & P	OH & P 16%
126	F.84	Supply and Fixing 90 x 50 mm Pvc Reducing Socket for necessary fitting or pipe.	nr	944.99	1,096.19
127	F.85	Supply and Fixing 90 x 63 mm Pvc Reducing Socket for necessary fitting or pipe.	nr	1,004.32	1,165.01
128	F.86	Supply and Fixing 90 x 75 mm Pvc Reducing Socket for necessary fitting or pipe.	nr	1,089.06	1,263.31
129	F.87	Supply and Fixing 110 x 50 mm Pvc Reducing Socket for necessary fitting or pipe.	nr	1,802.80	2,091.25
130	F.88	Supply and Fixing 110 x 63 mm Pvc Reducing Socket for necessary fitting or pipe.	nr	1,870.60	2,169.90
131	F.89	Supply and Fixing 110 x 75 mm Pvc Reducing Socket for necessary fitting or pipe.	nr	1,946.87	2,258.37
132	F.90	Supply and Fixing 110 x 90 mm Pvc Reducing Socket for necessary fitting or pipe.	nr	2,120.60	2,459.90
133	F.91	Supply and Fixing 25 x 20 mm Pvc Reducing Tee for necessary fitting or pipe.	nr	207.94	241.21
134	F.92	Supply and Fixing 32 x 20 mm Pvc Reducing Tee for necessary fitting or pipe.	nr	245.22	284.46
135	F.93	Supply and Fixing 32 x 25 mm Pvc Reducing Tee for necessary fitting or pipe.	nr	258.36	299.70
136	F.94	Supply and Fixing 40 x 20 mm Pvc Reducing Tee for necessary fitting or pipe.	nr	317.26	368.02
137	F.95	Supply and Fixing 40 x 25 mm Pvc Reducing Tee for necessary fitting or pipe.	nr	350.31	406.36
138	F.96	Supply and Fixing 40 x 32 mm Pvc Reducing Tee for necessary fitting or pipe.	nr	358.79	416.20
139	F.97	Supply and Fixing 50 x 20 mm Pvc Reducing Tee for necessary fitting or pipe.	nr	480.16	556.99
140	F.98	Supply and Fixing 50 x 25 mm Pvc Reducing Tee for necessary fitting or pipe.	nr	564.91	655.30
141	F.99	Supply and Fixing 50 x 32 mm Pvc Reducing Tee for necessary fitting or pipe.	nr	577.62	670.04
142	F.100	Supply and Fixing 50 x 40 mm Pvc Reducing Tee for necessary fitting or pipe.	nr	608.13	705.43
143	F.101	Supply and Fixing 63 x 20 mm Pvc Reducing Tee for necessary fitting or pipe.	nr	850.07	986.08
144	F.102	Supply and Fixing 63 x 25 mm Pvc Reducing Tee for necessary fitting or pipe.	nr	890.75	1,033.27
145	F.103	Supply and Fixing 63 x 32 mm Pvc Reducing Tee for necessary fitting or pipe.	nr	903.46	1,048.01
146	F.104	Supply and Fixing 63 x 40 mm Pvc Reducing Tee for necessary fitting or pipe.	nr	911.93	1,057.84

SE. NO.	ITEM NO.	DESCRIPTION	UNIT	WITH OUT OH & P	OH & P 16%
147	F.105	Supply and Fixing 63 x 50 mm Pvc Reducing Tee for necessary fitting or pipe.	nr	916.17	1,062.76
148	F.106	Supply and Fixing 75 x 32 mm Pvc Reducing Tee for necessary fitting or pipe.	nr	1,470.42	1,705.69
149	F.107	Supply and Fixing 75 x 40 mm Pvc Reducing Tee for necessary fitting or pipe.	nr	1,491.60	1,730.26
150	F.108	Supply and Fixing 75 x 50 mm Pvc Reducing Tee for necessary fitting or pipe.	nr	1,500.08	1,740.09
151	F.109	Supply and Fixing 75 x 63 mm Pvc Reducing Tee for necessary fitting or pipe.	nr	1,517.03	1,759.75
152	F.110	Supply and Fixing 90 x 40 mm Pvc Reducing Tee for necessary fitting or pipe.	nr	1,970.42	2,285.69
153	F.111	Supply and Fixing 90 x 50 mm Pvc Reducing Tee for necessary fitting or pipe.	nr	2,046.69	2,374.16
154	F.112	Supply and Fixing 90 x 63 mm Pvc Reducing Tee for necessary fitting or pipe.	nr	2,076.35	2,408.57
155	F.113	Supply and Fixing 90 x 75 mm Pvc Reducing Tee for necessary fitting or pipe.	nr	2,093.30	2,428.23
156	F.114	Supply and Fixing 110 x 50 mm Pvc Reducing Tee for necessary fitting or pipe.	nr	3,065.51	3,555.99
157	F.115	Supply and Fixing 110 x 63 mm Pvc Reducing Tee for necessary fitting or pipe.	nr	3,201.11	3,713.29
158	F.116	Supply and Fixing 110 x 75 mm Pvc Reducing Tee for necessary fitting or pipe.	nr	3,239.24	3,757.52
159	F.117	Supply and Fixing 110 x 90 mm Pvc Reducing Tee for necessary fitting or pipe.	nr	3,298.57	3,826.34

ANNEX - 02

Approved Construction Material Prices

Basic Rates - 2025

Serial Number		Item.	Unit.	2025 Approved rates
	La	<u>Labour:</u>		
1	La-01	Special skilled labour (Aluminium Fabricator, Tarman, Electrician, Plumber, Welder, Tiler...etc)	day	4,000.00
2	La-02	Skilled labour	day	3,500.00
3	La-03	Semi skilled labour	day	2,600.00
4	La-04	Unskilled labour	day	2,500.00
5	La-05	Scavenging Labour (Cleaning)	day	2,550.00
6	La-06	Specialized Sanitary Labour	day	4,100.00
7	La-07	Plumber (Special skilled)	day	4,000.00
8	La-08	Tinker (skilled)	day	3,500.00
9	La-09	Welder (Special skilled)	day	4,000.00
10	La-10	Electrician (Special skilled)	day	4,000.00
11	La-11	Painter (skilled)	day	3,500.00
12	La-12	Blow boy (unskilled)	day	2,500.00
13	La-13	Concrete mixer Operator (Semi Skilled)	day	2,600.00
14	La-14	Poker Operator (Semi Skilled)	day	2,600.00
				0.00
	CAG	<u>Rubble / Metal / Quarry dust: (Including loading & unloading cost.)</u>		
15	CAG-01	Quarry dust.	m3	2,120.00
16	CAG-02	Chips. (12.5 mm Down graded)	m3	3,625.00
17	CAG-03	Coarse aggregate 3/4" (20mm)	m3	3,595.00
18	CAG-04	Coarse aggregate 1"(25mm)	m3	3,710.00
19	CAG-05	Coarse aggregate 1 1/2" (37.5mm)	m3	3,180.00
20	CAG-06	Crusher Production (12.5mm)aggregate	m3	3,625.00
21	CAG-07	Coarse aggregate 4"(100mm)	m3	2,897.53
22	CAG-08	Rubble (6" x 9") (150mmx225mm)	m3	2,650.00
23	CAG-09	Chips. (6.3 mm Down graded)	m3	2,739.00
24	CAG-10	Crusher Production (19 mm) Aggregate	m3	3,595.00
25	CAG-11	(150mm -225mm) rubble including piling	Cu.m	2,825.00
26	CAG-12	Manually Production (100mm) Aggregate	Cu.m	4,595.00
27	CAG-13	Crusher Produced (37.5mm)graded (table 1701.5 for ABC)	Cu.m	3,440.00

28	CAg-14	Aggregate for seal coat 19mm (SSCM table 1701-8)	Cu.m	3,445.23
29	CAg-15	Aggregate for seal coat 12.5mm (SSCM table 1701-8)	Cu.m	3,268.55
30	CAg-16	Aggregate for seal coat 9.5 mm (SSCM table 1701-8)	Cu.m	3,268.55
31	CAg-17	Approved soil type I & II for bases & shoulders	Cu.m	1,590.00
32	CAg-18	Approved soil type I & II for embankments	m3	1,590.00
33	CAg-19	Crusher Production (37.5mm)-do- (S.S.C.M.T:1701-4)	Cu.m	3,180.00
34	CAg-20	Crusher Production (50mm)-do- (S.S.C.M.T:1701-4)	Cu.m	3,270.00
35	CAg-21	Crusher Production (25mm)aggregate	Cu.m	3,710.00
36	CAg-22	Crusher fines (6.3 mm down wards)	m3	2,739.00
	F	Sand:		
37	FAg-01	River sand	m3	3,533.57
38	FAg-02	River sand for road surface (SSCM table 1701-9)	Cu.m	3,533.57
39	FAg-03	Gravel	m3	1,590.00
40	FAg-04	Soil	m3	530.00
	Bri	Bricks:		
41	Bri-01	Bricks - Size (8 3/4" x 4 1/2" x 2 3/4" Nominal) (225mmx112.5mmx70mm)	1000 nrs	20,000.00
42	Bri-02	Bricks - (Large Size Volume 1.5 larger than Engineering Bricks Nominal)	1000 nrs	26,000.00
	Cem	Cement /Lime		
43	Cem-01	Cement	50 Kg	1,567.80
44	Cem-02	Cement (Colour)	1kg	1,400.00
45	Cem-03	Slacked Lime Powder	20 Kg	600.00
46	Cem-04	Lime Paste (Powder - boiled)	20 Kg	600.00
	Bit	Bitumen and related materials		
47	Bit-01	Bitumen 80-100 (180 Liters drums) (ex-stockist)	ltr	165.00
48	Bit-02	Bitumen 60-70 (180 Liters drums) (Ex Stock)	ltr	165.00
49	Bit-03	Emulsion C.S.S.01 (Excluding Transp.)	ltr	150.00
50	Bit-04	Emulsion C.R.S.01(Excluding Transp.)	ltr	150.00

51	Bit-05	Emulsion C.R.S.02(Excluding Transp.)	ltr	150.00
52	Bit-06	Asphalt concrete Wearing surface 60 - 70 19mm	MT	17,500.00
53	Bit-07	Asphalt Bound Base	MT	17,000.00
54	Bit-08	Asphalt concrete bound base material binder 3.53% mix -dense (37.5mm) - ex plant	MT	17,000.00
55	Bit-09	Bitumen80/100 [bulk] (ex refinery) for asphalt plant	lt	160.00
56	Bit-10	Bitumen 60/70 (Bulk) (Delivery at Site) for all asphalt plants	lt	160.00
	Con	<u>Concrete / Cement Products</u>		
57	Con-01	Interlocking Paving Block 220mm x110mmx80mm gray colour Grade 15	nr	62.00
58	Con-02	Interlocking Paving Block 220 mmx110mmx80mm colour Grade 15	nr	82.00
59	Con-03	Interlocking Paving Block 220 mmx110mmx80mm gray colour Grade 25	nr	72.00
60	Con-04	Interlocking Paving Block 220 mmx110mmx80mm colour Grade 25	nr	92.00
61	Con-05	Interlocking Paving Block 220mm x110mmx80mm gray colour Grade 30	nr	75.00
62	Con-06	Interlocking Paving Block 220 mmx110mmx80mm colour Grade 30	nr	95.00
63	Con-07	Cement sand blocks 1:10, (400mmx200mm100mm) (hollow)	nr	125.00
64	Con-08	Cement sand blocks (hollow) 1:10, 16"x8"x6" (400mmx200mm150mm)	nr	150.00
65	Con-09	Cement sand blocks (hollow) 1:10, 16"x8"x8" (400mmx200mmx200mm)	nr	215.00
66	Con-10	Cement block (solid) 12" X 4" X 7" (300mmx100mmx175mm) 2 N/mm ²	nr	90.00
67	Con-11	Cement block (solid) 12" X 6" X 7" (300mmx150mmx175mm) 2 N/mm ²	nr	140.00
68	Con-12	Cement block (solid) 12" X 8" X 7" (300mmx200mmx175mm) 2 N/mm ²	nr	180.00

	RMC	<u>Ready mixed concrete</u>		
69	RMC-01	Ready mixed concrete (grade 15) Transport upto 15km	m3	23,340.00
70	RMC-02	Ready mixed concrete (grade 20) Transport upto 15km	m3	25,437.00
71	RMC-03	Ready mixed concrete (grade 25) Transport upto 15km	m3	26,453.00
72	RMC-04	Ready mixed concrete (grade 30) Transport upto 15km	m3	27,935.00
73	RMC-05	Ready mixed Concrete Transport beyond 15km	m3 per km	70.00
74	RMC-06	Minimum charge for pumping Car (Up to 30 m3) Transport upto 15km	Item	45,000.00
75	RMC-07	Additional charge for pumping concrete (1m3)upto 15km	m3	1,500.00
76	RMC-08	Additional Transport charge for pumping Car beyond 15km(per km)	km	350.00
	Asb	<u>Asbestos Items:</u>		
77	Asb-01	Asbestos roofing sheets (corrugated)	m2	1,696.21
78	Asb-02	Asbestos ridging close fit. (1100mm)long pair	nr	965.00
79	Asb-03	Asbestos ceiling sheets. (1200mmx1200mm)	nr	1,200.00
	ZAl	<u>Zn/Al Products</u>		
80	ZAl-01	Zn/Al Roofing sheet (0.47mm thick) (Trim Clad)	m2	3,110.00
81	ZAl-02	Zn/Al Roofing sheet (0.47mm thick) (Tile Profile)	m2	4,680.00
82	ZAl-03	Zn/Al Ridge cap,(0.47mm thick)	m	1,640.00
83	ZAl-04	Zn / Al Down pipe 100mm X 100mm, 0.47mm thick	m	1,640.00
84	ZAl-05	Zn / Al Down pipe bend 100 mmX 100 mm, 0.47mm thick	nr	1,672.00
85	ZAl-06	Zn / Al Down pipe offset 100mm X 100 mm, 0.47mm thick	nr	4,450.00
86	ZAl-07	Zn / Al Down pipe Bracket	nr	59.32
87	ZAl-08	Zn / Al Nozzle	nr	508.00
88	ZAl-09	Zn / Al Gutter (470 mm Girth)	m	1,640.00
89	ZAl-10	Zn / Al End Cap 0.47mm thick	nr	211.86
90	ZAl-11	Zn / Al Guter Bend 0.47mm thick	nr	1,200.00
91	ZAl-12	Zn / Al Guter Box 0.47mm thick	nr	1,300.00

92	ZAl-13	Zn / Al Guter bracket 0.47mm thick	nr	176.00
93	ZAl-14	Zn / Al Egde/Gable capping 0.47mm thick	m	1,130.00
94	ZAl-15	Zn / Al Corner capping for wall cladding 0.47mm thick	m	900.00
95	ZAl-16	Zn / Al Valance board 0.47mm thick (nomonal girth 470mm)	m	2,000.00
96	ZAl-17	Zn/Al 0.47mm thick valance board (300mm girth)	m	1,130.00
97	ZAl-18	Zn / Al 0.47mm thick barge cap	m	1,640.00
98	ZAl-19	Zn / Al End capping 0.47mm thick	m	1,130.00
99	ZAl-20	Zn / Al Corner capping 0.47mm thick	m	1,130.00
100	ZAl-21	Zn / Al Bottom capping 0.47mm thick	m	1,130.00
101	ZAl-22	Zn / Al Top capping 0.47mm thick	m	1,130.00
102	ZAl-23	Zn / Al Shoe 0.47mm thick	nr	1,253.00
103	ZAl-24	Zn / Al Apron Flashing 0.47mm thick	m	1,680.00
104	ZAl-25	Zn / Al Vally Gutter 0.47mm thick	m	1,640.00
105	ZAl-26	Self Drilling Screws 2 1/2" (67.5mm)(Fasteners)	nr	58.00
106	ZAl-27	Self Drilling Screws 2" (50mm) (Fasteners)	nr	50.00
107	ZAl-28	Self Drilling Screws 12-14 mm x55mm	nr	50.00
108	ZAl-29	Lipped Channel Size 100mm x 50mm x 12mm (2mm tk.) GI	m	2,060.00
109	ZAl-30	Lipped Channel Size 150mm x 65mm x 14mm (2mm tk.) GI	m	2,870.00
110	ZAl-31	75mm x75mm gauge 17 welded wire mesh	m2	312.04
111	ZAl-32	Laminated aluminium foil, 6mm thick double side double bubble insulation layer	m2	545.73
112	ZAl-33	Zn/Al Sandwich pannel Roofing- 30mm (Sheet thickness - Top 0.47mm, Bottom -0.35mm)	m2	11,620.00
113	ZAl-34	Zn/Al Sandwich pannel Roofing - 40mm (Sheet thickness - Top 0.47mm, Bottom -0.35mm)	m2	13,320.00
114	ZAl-35	Zn/Al Sandwich pannel Roofing - 50mm (Sheet thickness - Top 0.47mm, Bottom -0.35mm)	m2	13,920.00

115	ZAl-36	Zn/Al Sandwich pannel Roofing - 60mm (Sheet thickness - Top 0.47mm, Bottom -0.35mm)	m2	15,000.00
	Cei	<u>Ceiling</u>		
116	Cei-01	600mm x 600mm ceiling accessory Main runner	m	211.86
117	Cei-02	600mm x 600mm ceiling accessory wall angle	m	127.12
118	Cei-03	600mm x 600mm ceiling accessory cross Tee 600mm	nr	101.69
	Gab	<u>Gabian Boxes & Fencing Materials</u>		
119	Gab-01	Galvanized Wire Gabion Box 1.5m x 1.0m x 1.0m (mesh opening 80mmx100mm)	nr	11,423.75
120	Gab-02	Galvanized Wire Gabion Box 2.0m x 1.0m x 1.0m (mesh opening 80mmx100mm)	nr	15,392.00
121	Gab-03	Galvanized Wire Gabion Box 1.0m x 1.0m x 1.0m (mesh opening 80mmx100mm)	nr	9,018.75
122	Gab-04	P.V.C. Coated Wire Gabion Box 1.5m x 1.0m x 1.0m (mesh opening 80mmx100mm)	nr	12,350.00
123	Gab-05	P.V.C. Coated Wire Gabion Box 2.0m x 1.0m x 1.0m (mesh opening 80mmx100mm)	nr	16,640.00
124	Gab-06	P.V.C. Coated Wire Gabion Box 1.0m x 1.0m x 1.0m (mesh opening 80mmx100mm)	nr	9,750.00
125	Gab-08	Geotextile TS30 1.5mm tk	m2	360.00
126	Gab-09	PVC Coated Gabion additional lacing wire	kg	743.00
127	Gab-10	GI Barbed Wire gauge 14, 4 point 100mm apart (Approx. 285m) 25kg	m	45.44
128	Gab-11	PVC coated Barbed Wire, 4 point 100mm apart (Approx. 285m) 20kg	m	54.29
129	Gab-12	Chain Link Mesh P.V.C. Coated GI wire (12BWG) 50mm x 50mm, 1.0m high (15m roll)	nr	14,830.51
130	Gab-13	Chain Link Mesh P.V.C. Coated GI wire (12BWG) 50mm x 50mm, 1.5m high (15m roll)	nr	22,245.76

131	Gab-14	Chain Link Mesh P.V.C.Coated GI wire (12BWG) 50mm×50mm,2.0m high (15m roll)	nr	29,661.02
	CRHS	<u>G.I Pipe and Box Bar (Nominal Sizes)</u>		
132	CRHS-01	2.0mm thick 40mm x 40mm GI Box Bar	m	597.07
133	CRHS-02	2.0mm thick 50mm x 50mm GI Box Bar	m	782.74
134	CRHS-03	1.8mm thick,1/2" thread size (21.2mm avg.outside dia.)GI Pipe	m	241.09
135	CRHS-04	1.8mm thick,4/3" thread size (26.3mm avg.outside dia.)GI Pipe	m	308.30
136	CRHS-05	2.0mm thick,1" thread size (33.5mm avg.outside dia.)GI Pipe	m	412.04
137	CRHS-06	2.3mm thick,11/4" thread size (42.2mm avg.outside dia.)GI Pipe	m	668.97
138	CRHS-07	2.3mm thick,11/2" thread size (48.1mm avg.outside dia.)GI Pipe	m	686.00
139	CRHS-08	2.9mm thick,11/4" thread size (42.2mm avg.outside dia.)GI Pipe	m	838.69
140	CRHS-09	2.9mm thick,2" thread size (60.2mm avg.outside dia.)GI Pipe	m	1,078.32
141	CRHS-10	2.3mm thick,2" thread size (59.9mm avg.outside dia.)GI Pipe	m	847.46
142	CRHS-11	2.9mm thick,1 1/2" thread size (48.3mm avg.outside dia.)GI Pipe	m	888.37
	Tim	<u>Timber : - Timber corporation rates. (Included loading & unloading cost.) -Nominal sizes given</u>		
143	Tim-01	Timber 4"x3"(100mmx75mm) Special (Nominal size)Teak - below 3m	m	3,981.76
144	Tim-02	Timber 4"x2"(100mmx50mm)Special (Nominal size) Teak -below 3m	m	2,653.91

145	Tim-03	Timber 6"x3" cl.I (Nominal size) Micro 4.2m<x<5.4m	m	2,115.91
146	Tim-04	Timber 4"x2" cl.I (Nominal size) Micro 4.2m<x<5.4m	m	730.22
147	Tim-05	Timber 4"x2"(100mmx50mm) cl.II (Nominal size) bellow 4m	m	571.61
148	Tim-06	Timber 4"x2"(100mmx50mm)cl.III (Nominal size)	m	225.45
149	Tim-07	Timber 2"x2" (50mmx50mm) cl.I (Nominal size) Micro below 4m	m	192.77
150	Tim-08	Timber 2"x2"(50mmx50mm) cl.II (Nominal size) below 4m	m	183.58
151	Tim-09	Timber 2"x2"(50mmx50mm) cl.III (Nominal size) below 4m	m	112.85
152	Tim-10	Timber 2"x1" (50mmx25mm) cl.I (Nominal size) Micro, below 4m	m	96.39
153	Tim-11	Timber 2"x1" (50mmx25mm)cl.II (Nominal size) below 4m	m	91.80
154	Tim-12	Timber 2"x1" (50mmx25mm) cl.III (Nominal size) below 4m	m	36.18
155	Tim-13	Coconut rafters 4"x2"(100mmx50mm)(Nominal size)	m	571.61
156	Tim-14	Ginisapu 4"x2" (Nominal size)	m	619.85
157	Tim-15	Timber planks 1 1/4" (32mm) thick Special (Nominal size) Teak below 3m , 225mm wide	m2	16,457.91
158	Tim-16	Timber planks 1 1/4" (32mm) thick cl.I (Nominal size) Mahogani below 5.6m , 225mm wide	m2	7,509.28
159	Tim-17	Timber planks 1 1/8" (28mm) thick Special (Nominal size) Teak below 3m,225mm wide	m2	14,865.22
160	Tim-18	Timber planks 1 1/8"(28mm) thick cl.I(Nominal size) Mahogani below 5.6m,225mm wide	m2	6,782.54
161	Tim-19	Timber planks 1"thick Special(Nominal size) Teak below 3m	m2	13,272.52
162	Tim-20	Timber planks 1" (25mm) thick cl.I (Nominal size) Mahogani below 5.6m,225mm wide	m2	6,728.72

163	Tim-21	Timber planks 1" (25mm) thick cl.II (Nominal size) below 5.6m,225mm wide - Cypress	m2	1,807.35
164	Tim-22	Timber planks 1"(25mm)thick cl.III(Nominal size) below 5.6m,225mm wide - Cypress	m2	930.70
165	Tim-23	Timber planks 3/4"(20mm)to 1"(25mm)cl.I (Nominal size)	m2	3,153.22
166	Tim-24	Timber planks 3/4" (20mm)to 1" (25mm)cl.II(Nominal size)	m2	3,566.74
167	Tim-25	Timber planks 3/4" (20mm) tongued & grooved - "Lunumiddalla". (Nominal size)	m2	1,504.24
168	Tim-26	Kempas Timber , (Approved Hard Wood) 6"x3" (150mmx75mm) (Nominal size)	m	3,198.00
169	Tim-27	Kempas Timber , (Approved Hard Wood) 4"x3" (100mmx75mm) (Nominal size)	m	2,016.94
170	Tim-28	Kempas Timber , (Approved Hard Wood) 4"x2" (100mmx50mm) (Nominal size)	m	1,182.20
171	Tim-29	Kempas Timber , (Approved Hard Wood) 2"x2" (50mmx50mm) (Nominal size)	m	459.97
172	Tim-30	Kumbuk timber 6" X 3" (150mmx75mm) (Nominal size)	m	6,209.34
173	Tim-31	Beading 1 1/2"X 1/2" (37.5mmx12.5mm)	m	67.80
174	Tim-32	Moulding 1 1/2"X 1 1/2" (37.5mmx37.5mm) (Midella)	m	76.27
175	Tim-33	Round Timber 3" (75mm) dia.upto 2.5m	m	100.00
176	Tim-34	Timber round jungle-100mm minimum & 150 mm average diameter (incl transport)	m	80.00
177	Tim-35	Timber round jungle-150mm minimum & 200 mm average diameter (incl transport)	m	150.00
178	Tim-36	Firewood	m3	4,750.00
179	Tim-37	Bamboo tree length greater than 8 meters	nr	500.00
180	Tim-38	Ginisapu plank 9" x 3/4" (225mmx20mm) (Nominal size)	m	508.47
181	Tim-39	Jack timber 4" x 3"(100mmx75mm) (Nominal size) ,below 5.6m,225mm wide	m	2,673.13

182	Tim-40	Jack timber 4" x 2" (100mmx75mm) (Nominal size) ,below 5.6m,225mm wide	m	1,782.09
183	Tim-41	Mee timber 6" X 3" (150mmx75mm) (Nominal size)	m	2,173.22
184	Tim-42	Fillet 1/2"× 1/2" (12.5mm× 12.5mm) (Nominal Size)	m	13.16
185	Tim-43	Milla timber 6" X 3" (150mmx75mm) (Nominal size)	m	3,268.37
186	Tim-44	Sawn timber class 1 (local)-(incl Loading ,unloading)	Cu.dm (dm)3	80.00
187	Tim-45	Sawn timber class 2 (local)-(incl Loading ,unloading)	Cu.dm (dm)3	60.00
188	Tim-46	825mm×2025mm×31mm Plywood door sash	nr	7,950.00
				0.00
	Pwd	<u>Plywood board (normal)</u>		0.00
189	Pwd-01	Plywood board -18 mm	m2	2,430.56
190	Pwd-02	Plywood board -15 mm	m2	1,944.44
191	Pwd-03	Plywood board -12 mm	m2	1,701.39
192	Pwd-04	Plywood board-9 mm	m2	1,562.50
193	Pwd-05	Plywood board -6 mm	m2	1,250.59
	Pwd	<u>Ply wood -Laminated board (Double side)</u>		
194	Pwd-06	Laminated Plywood board 18 mm	m2	3,420.14
195	Pwd-07	Laminated Plywood board 15 mm	m2	2,470.00
196	Pwd-08	Laminated Plywood board 12 mm	m2	2,256.94
	Ste	<u>Steel :</u>		
197	Ste-01	QT steel bars	MT	254,237.29
198	Ste-02	Mild Steel	MT	254,237.29
199	Ste-03	Angle Steel	MT	254,237.29
200	Ste-04	Flat Iron	MT	254,237.29
201	Ste-05	M.S.Plate 12mm thick	MT	275,423.73
202	Ste-06	"I" Section	MT	279,661.02
203	Ste-07	MS Chanel	MT	279,661.02
204	Ste-08	Box Bar	MT	275,423.73
205	Ste-09	H Section	MT	279,661.02
206	Ste-10	Tor Steel	Kg	254.24
207	Ste-11	steel Sheet (8'×4') 6mm thick	nr	38,983.05
208	Ste-12	steel Sheet (8'×4')10mm thick	nr	66,101.69
	Pai	<u>Paint :</u>		
209	Pai-01	Enamel Paint (4ltr)	nr	6,115.47
210	Pai-02	Emulsion Paint (4ltr)	nr	4,173.73
211	Pai-03	Exterier emulsionPaint (4ltr)	nr	4,754.24

212	Pai-04	Primer (wall) Paint (4ltr)	nr	2,500.00
213	Pai-05	Anticorrosive Paint (4ltr)	nr	3,920.00
214	Pai-06	Skim coat 20kg	nr	900.00
215	Pai-07	Wall putty (7kg)	nr	1,129.54
216	Pai-08	Thinner (4ltr)	nr	2,400.00
217	Pai-09	Roofing Paint (4ltr)	nr	5,311.44
218	Pai-10	Floor paint (4ltr)	nr	5,681.78
219	Pai-11	Wax & Polish (1 kg)	nr	3,030.00
220	Pai-12	Varnish polythurethane (4ltr)	nr	5,920.55
221	Pai-13	Wood Preservatives (stain) (4ltr)	nr	2,900.00
222	Pai-14	Wood Preservatives (clear) (4ltr)	nr	2,800.00
223	Pai-15	Wood primer Paint (4ltr)	nr	5,574.58
224	Pai-16	Paint metal Primer Zinc Phosphate (4ltr)	nr	7,248.41
225	Pai-17	Brush 2" (50mm)	nr	333.26
226	Pai-18	Brush 3" (75mm)	nr	428.81
227	Pai-19	Brush 6" (150mm)	nr	759.75
228	Pai-20	Roller Brush 9"	nr	800.85
229	Pai-21	Wire Brush	nr	372.88
230	Pai-22	Sand Paper	nr	135.59
231	Pai-23	Coir brush 6" (150mm)	nr	127.12
232	Pai-24	Thermoplastic road marking material (white)	kg	237.00
233	Pai-25	Thermoplastic road marking material (yellow)	kg	237.00
234	Pai-26	Paint-reflective	ltr	3,635.00
235	Pai-27	Rust remover	ltr	2,250.00
236	Pai-28	Road marking paints (yellow)	ltr	3,843.00
237	Pai-29	Road marking paints (white)	ltr	3,843.00
		PVC		
238	PVC-01	Bend P V C 1/2" (20mm)	nr	64.41
239	PVC-02	Bend P V C 3/4" (25mm)	nr	100.00
240	PVC-03	Bend P V C 1" (32mm)	nr	157.63
241	PVC-04	Bend P V C 1 1/4" (40mm)	nr	319.49
242	PVC-05	Bend P V C 1 1/2" (50mm)	nr	519.49
243	PVC-06	Bend P V C 2" (63mm)	nr	909.32
244	PVC-07	Bend P V C 2 1/2" (75mm)	nr	1,711.02
245	PVC-08	Bend P V C 3" (90mm)	nr	3,413.56
246	PVC-09	Bend P V C 4" (110mm)	nr	5,028.81
247	PVC-10	Bend P V C 6" (160mm)	nr	13,572.03
248	PVC-11	Elbow P.V.C. 1/2" (20mm)	nr	40.68
249	PVC-12	Elbow P.V.C. 3/4" (25mm)	nr	82.20
250	PVC-13	Elbow P.V.C. 1" (32mm)	nr	98.31
251	PVC-14	Elbow P.V.C. 1 1/4" (40mm)	nr	180.51
252	PVC-15	Elbow P.V.C. 1 1/2" (50mm)	nr	287.29
253	PVC-16	Elbow P.V.C. 2" (63mm)	nr	435.59
254	PVC-17	Elbow P.V.C. 2 1/2" (75mm)	nr	822.03

255	PVC-18	Elbow P.V.C. 3" (90mm)	nr	1,322.03
256	PVC-19	Elbow P.V.C. 4" (110mm)	nr	1,853.39
257	PVC-20	Socket P.V.C 1/2" (20mm)	nr	40.68
258	PVC-21	Socket P.V.C 3/4" (25mm)	nr	61.02
259	PVC-22	Socket P.V.C 1" (32mm)	nr	94.07
260	PVC-23	Socket P.V.C 1 1/4" (40mm)	nr	131.36
261	PVC-24	Socket P.V.C 1 1/2" (50mm)	nr	192.37
262	PVC-25	Socket P.V.C 2" (63mm)	nr	266.95
263	PVC-26	Socket P.V.C 2 1/2" (75mm)	nr	411.02
264	PVC-27	Socket P.V.C 3" (90mm)	nr	838.98
265	PVC-28	Socket P.V.C 4" (110mm)	nr	1,135.59
266	PVC-29	Socket P.V.C 5" (140mm)	nr	1,681.15
267	PVC-30	Socket P.V.C 6" (160mm)	nr	2,037.07
268	PVC-31	Socket P.V.C 8" (225mm)	nr	6,804.02
269	PVC-32	Socket P.V.C 10" (280mm)	nr	8,516.95
270	PVC-33	Socket P.V.C 12" (315mm)	nr	10,840.04
271	PVC-34	Tee P.V.C 1/2" (20mm)	nr	53.39
272	PVC-35	Tee P.V.C 3/4" (25mm)	nr	98.31
273	PVC-36	Tee P.V.C 1" (32mm)	nr	147.46
274	PVC-37	Tee P.V.C 1 1/4" (40mm)	nr	246.61
275	PVC-38	Tee P.V.C 1 1/2" (50mm)	nr	402.54
276	PVC-39	Tee P.V.C 2" (63mm)	nr	558.47
277	PVC-40	Tee P.V.C 2 1/2" (75mm)	nr	987.29
278	PVC-41	Tee P.V.C 3" (90mm)	nr	1,728.81
279	PVC-42	Tee P.V.C 4" (110mm)	nr	2,473.73
280	PVC-43	Tee P.V.C 4" Sewer (110mm)	nr	1,216.10
281	PVC-44	Drainage Tee P.V.C with Eye 4" (110mm)	nr	1,512.71
282	PVC-45	Drainage Y Junction, P.V.C 4" (110mm)	nr	1,368.64
283	PVC-46	Drainage Y Junction with Eye- P.V.C 4" (110mm)	nr	1,707.63
284	PVC-47	Pipe P.V.C 1/2" (20mm)(PNT 14)	m	134.32
285	PVC-48	Pipe P.V.C 3/4" (25mm)(PNT 11)	m	269.07
286	PVC-49	Pipe P.V.C 1" (32mm)(PNT 11)	m	358.05
287	PVC-50	Pipe P.V.C 1 1/4" (40mm)(PNT 11)	m	563.56
288	PVC-51	Pipe P.V.C 1 1/2" (50mm)(PNT 11)	m	881.36
289	PVC-52	Pipe P.V.C 2" (63mm)(PNT 11)	m	1,377.12
290	PVC-53	Pipe P.V.C 2 1/2" (75mm)(PNT 11)	m	1,716.10
291	PVC-54	Pipe P.V.C 3" (90mm)(PNT 11)	m	2,500.00
292	PVC-55	Pipe P.V.C 4" (110mm)(PNT 11)	m	3,000.00
293	PVC-56	Pipe P.V.C 5" (140mm)(PNT 11)	m	4,661.02

294	PVC-57	Pipe P.V.C 6" (160mm)(PNT 11)	m	6,279.66
295	PVC-58	Pipe P.V.C 8" (225mm)(PNT 11)	m	12,330.51
296	PVC-59	Pipe P.V.C 10" (280mm)(PNT 11)	m	19,033.90
297	PVC-60	Pipe P.V.C 12" (315mm)(PNT 11)	m	23,978.81
298	PVC-61	Pipe P.V.C 1 1/4" (40mm)(PNT 7)	m	391.95
299	PVC-62	Pipe P.V.C 1 1/2" (50mm)(PNT 7)	m	658.90
300	PVC-63	20mm dia PvC pipe in Solvent Socket Type in PNT11	m	161.02
301	PVC-64	25mm dia PvC pipe in Solvent Socket Type in PNT11	m	305.08
302	PVC-65	32mm dia PvC pipe in Solvent Socket Type in PNT11	m	385.59
303	PVC-66	40mm dia PvC pipe in Solvent Socket Type in PNT11	m	610.17
304	PVC-67	50mm dia PvC pipe in Solvent Socket Type in PNT11	m	949.15
305	PVC-68	63mm dia PvC pipe in Solvent Socket Type in PNT11	m	1,491.53
306	PVC-69	75mm dia PvC pipe in Solvent Socket Type in PNT11	m	1,758.47
307	PVC-70	90mm dia PvC pipe in Solvent Socket Type in PNT11	m	2,504.24
308	PVC-71	110mm dia PvC pipe in Solvent Socket Type in PNT11	m	3,050.85
309	PVC-72	140mm dia PvC pipe in Solvent Socket Type in PNT11	m	4,902.54
310	PVC-73	160mm dia PvC pipe in Solvent Socket Type in PNT11	m	6,436.44
311	PVC-74	225mm dia PvC pipe in Solvent Socket Type in PNT11	m	12,792.37
312	PVC-75	280mm dia PvC pipe in Solvent Socket Type in PNT11	m	19,737.29
313	PVC-76	315mm dia PvC pipe in Solvent Socket Type in PNT11	m	24,877.12
314	PVC-77	63mm dia PvC pipe in Bel formed Type in PNT11	m	1,512.71
315	PVC-78	75mm dia PvC pipe in Bel formed Type in PNT12	m	1,813.56
316	PVC-79	90mm dia PvC pipe in Bel formed Type in PNT13	m	2,525.42
317	PVC-80	110mm dia PvC pipe in Bel formed Type in PNT14	m	3,080.51
318	PVC-81	140mm dia PvC pipe in Bel formed Type in PNT15	m	4,923.73

319	PVC-82	160mm dia PvC pipe in Bel formed Type in PNT16	m	6,457.63
320	PVC-83	225mm dia PvC pipe in Bel formed Type in PNT17	m	12,813.56
321	PVC-84	280mm dia PvC pipe in Bel formed Type in PNT18	m	19,745.76
322	PVC-85	315mm dia PvC pipe in Bel formed Type in PNT19	m	24,911.02
323	PVC-86	Pipe P.V.C 2" (63mm) (Class 4) Non Pressure	m	489.41
324	PVC-87	Pipe P.V.C 4" (110mm)(Class 4) Non Pressure drainage SS	m	1,603.11
325	PVC-88	Pipe P.V.C 4" (110mm)(Class 4) Non Pressure drainage PE	m	1,591.81
326	PVC-89	Pipe P.V.C 6" (160mm) (Class 4) Non Pressure drainage SS	m	3,132.77
327	PVC-90	P.V.C Gully 6" (160mm) with cover	nr	533.90
328	PVC-91	P.V.C Brackets 4" dia (110mm)(Sandle Clip)	nr	279.66
329	PVC-92	P.V.C Brackets 2" dia (63mm)(Sadle Clip)	nr	44.07
330	PVC-93	P.V.C Brackets 1 1/2" dia (50mm)(Sadle Clip)	nr	39.83
331	PVC-94	P.V.C Brackets 1 1/4" dia (40mm)(Sadle Clip)	nr	35.59
332	PVC-95	P.V.C Brackets 1" dia (32mm)(Sadle Clip)	nr	35.59
333	PVC-96	P.V.C Brackets 3/4" dia (25mm)(Sadle Clip)	nr	31.36
334	PVC-97	P.V.C Brackets 1/2" dia (20mm)(Sadle Clip)	nr	22.03
335	PVC-98	P.V.C Down Pipe 3 1/2", 12' Pipe length	nr	1,338.98
336	PVC-99	P.V.C Gutter 6" Rectanguler type, 12' Long length	nr	2,237.29
337	PVC-100	Gutter Joint	nr	254.24
338	PVC-101	Mitre Joint	nr	842.37
339	PVC-102	Gutter End Cap	nr	238.14
340	PVC-103	Gutter Box	nr	1,577.97
341	PVC-104	P.V.C downpipe clip	nr	61.02
342	PVC-105	Runing Head	nr	600.00
343	PVC-106	P.V.C Elbow - 3 1/2"	nr	385.59
344	PVC-107	P.V.C Shoe/Joiner -3 1/2"	nr	313.56
345	PVC-108	Gutter Bracket- A	nr	152.54
346	PVC-109	Gutter Bracket- B	nr	76.27
347	PVC-110	Valve,Socket, 1/2" dia. (20mm)	nr	53.39
348	PVC-111	Valve,Socket, 3/4"(25mm)	nr	69.49
349	PVC-112	Valve,Socket, 1"(32mm)	nr	98.31
350	PVC-113	Valve,Socket, 1 1/4"(40mm)	nr	160.17

351	PVC-114	Valve,Socket, 1 1/2"(50mm)	nr	209.32
352	PVC-115	Valve,Socket, 2"(63mm)	nr	291.53
353	PVC-116	Valve,Socket, 2 1/2"(75mm)	nr	529.66
354	PVC-117	Valve,Socket, 3"(90mm)	nr	987.29
355	PVC-118	Valve,Socket, 4"(110mm)	nr	1,580.51
356	PVC-119	Plastic Stop Cock 3/4" dia. (25mm)	nr	652.54
357	PVC-120	Plastic Stop Cock 1/2" dia. (20mm)	nr	374.58
358	PVC-121	Plastic Stop Cock 1" dia. (32mm)	nr	754.24
359	PVC-122	Brass Ball Cock 1 1/4" dia. (40mm)	nr	1,575.00
360	PVC-123	Tread seal tape (roll)	nr	63.56
361	PVC-124	Faucet Socket 1 1/4" dia. (40mm)	nr	155.93
362	PVC-125	Faucet Socket 1/2" dia. (20mm)	nr	44.92
363	PVC-126	Faucet Socket 3/4" dia. (25mm)	nr	77.97
364	PVC-127	Faucet Socket 1" dia. (32mm)	nr	94.07
365	PVC-128	Faucet Socket 1 1/2" dia. (50mm)	nr	225.42
366	PVC-129	Faucet Socket 2" dia. (63mm)	nr	307.63
367	PVC-130	Faucet Socket 2 1/2" dia. (75mm)	nr	631.36
368	PVC-131	Faucet Socket 3" dia. (90mm)	nr	995.76
369	PVC-132	Faucet Socket 4" dia. (110mm)	nr	1,614.41
370	PVC-133	Faucet Elbow 1/2" dia. (20mm)	nr	94.07
371	PVC-134	Faucet Tee 1/2" dia. (20mm)	nr	118.64
372	PVC-135	Faucet Socket 1/2" dia. (20mm) Brass Inserted	nr	148.31
373	PVC-136	Faucet Elbow 1/2" dia. (20mm) Brass Inserted	nr	180.51
374	PVC-137	Faucet Tee 1/2" dia. (20mm) Brass Inserted	nr	262.71
375	PVC-138	P.V.C Sewer Bend 110mm dia. (110mm)	nr	796.61
376	PVC-139	P.V.C Sewer Bend 110mm dia. (110mm)with inspection Eye	nr	1,194.92
377	PVC-140	Reducing Socket 20 x 25 mm	nr	61.02
378	PVC-141	Reducing Socket 20 x 32 mm	nr	82.20
379	PVC-142	Reducing Socket 32 x 25 mm	nr	89.83
380	PVC-143	Reducing Socket 40 x 20 mm	nr	110.17
381	PVC-144	Reducing Socket 40 x 25 mm	nr	135.59
382	PVC-145	Reducing Socket 40 x 32 mm	nr	147.46
383	PVC-146	Reducing Socket 50 x 20 mm	nr	160.17
384	PVC-147	Reducing Socket 50 x 25 mm	nr	180.51
385	PVC-148	Reducing Socket 50 x 32 mm	nr	209.32
386	PVC-149	Reducing Socket 50 x 40 mm	nr	221.19
387	PVC-150	Reducing Socket 63 x 20 mm	nr	237.29
388	PVC-151	Reducing Socket 63 x 25 mm	nr	278.81

389	PVC-152	Reducing Socket 63 x 32 mm	nr	300.00
390	PVC-153	Reducing Socket 63 x 40 mm	nr	303.39
391	PVC-154	Reducing Socket 63 x 50 mm	nr	311.86
392	PVC-155	75 x 32 mm Pvc Reducing Socket	nr	521.19
393	PVC-156	75 x 40 mm Pvc Reducing Socket	nr	529.66
394	PVC-157	75 x 50 mm Pvc Reducing Socket	nr	533.90
395	PVC-158	76 x 63 mm Pvc Reducing Socket	nr	593.22
396	PVC-159	90 x 40 mm Pvc Reducing Socket	nr	614.41
397	PVC-160	90 x 50 mm Pvc Reducing Socket	nr	665.25
398	PVC-161	90 x 63 mm Pvc Reducing Socket	nr	724.58
399	PVC-162	90 x 75 mm Pvc Reducing Socket	nr	809.32
400	PVC-163	110 x 50 mm Pvc Reducing Socket	nr	1,402.54
401	PVC-164	110 x 63 mm Pvc Reducing Socket	nr	1,470.34
402	PVC-165	110 x 75 mm Pvc Reducing Socket	nr	1,546.61
403	PVC-166	110 x 90 mm Pvc Reducing Socket	nr	1,720.34
404	PVC-167	Reducing Tee 20 x 25 mm	nr	98.31
405	PVC-168	Reducing Tee 20 x 32 mm	nr	135.59
406	PVC-169	Reducing Tee 32 x 25 mm	nr	143.22
407	PVC-170	Reducing Tee 40 x 20 mm	nr	196.61
408	PVC-171	Reducing Tee 40 x 25 mm	nr	229.66
409	PVC-172	Reducing Tee 40 x 32 mm	nr	238.14
410	PVC-173	Reducing Tee 50 x 20 mm	nr	250.00
411	PVC-174	Reducing Tee 50 x 25 mm	nr	334.75
412	PVC-175	Reducing Tee 50 x 32 mm	nr	347.46
413	PVC-176	Reducing Tee 50 x 40 mm	nr	377.97
414	PVC-177	Reducing Tee 63 x 20 mm	nr	603.39
415	PVC-178	Reducing Tee 63 x 25 mm	nr	644.07
416	PVC-179	Reducing Tee 63 x 32 mm	nr	656.78
417	PVC-180	Reducing Tee 63 x 40 mm	nr	665.25
418	PVC-181	Reducing Tee 63 x 50 mm	nr	669.49
419	PVC-182	75 x 32 mm Pvc Reducing Tee	nr	1,190.68
420	PVC-183	75 x 40 mm Pvc Reducing Tee	nr	1,211.86
421	PVC-184	75 x 50 mm Pvc Reducing Tee	nr	1,220.34
422	PVC-185	75 x 63 mm Pvc Reducing Tee	nr	1,237.29
423	PVC-186	90 x 40 mm Pvc Reducing Tee	nr	1,690.68
424	PVC-187	90 x 50 mm Pvc Reducing Tee	nr	1,766.95
425	PVC-188	90 x 63 mm Pvc Reducing Tee	nr	1,796.61
426	PVC-189	90 x 75 mm Pvc Reducing Tee	nr	1,813.56

427	PVC-190	110 x 50 mm Pvc Reducing Tee	nr	2,665.25
428	PVC-191	110 x 63 mm Pvc Reducing Tee	nr	2,800.85
429	PVC-192	110 x 75 mm Pvc Reducing Tee	nr	2,838.98
430	PVC-193	110 x 90 mm Pvc Reducing Tee	nr	2,898.31
431	PVC-194	End Cap P.V.C 1/2" (20mm)	nr	44.92
432	PVC-195	End Cap P.V.C 3/4" (25mm)	nr	61.02
433	PVC-196	End Cap P.V.C 1" (32mm)	nr	85.59
434	PVC-197	End Cap P.V.C 1 1/4" (40mm)	nr	122.88
435	PVC-198	End Cap P.V.C 1 1/2" (50mm)	nr	174.58
436	PVC-199	End cap P.V.C. 2" (63mm)	nr	246.61
437	PVC-200	End Cap P.V.C 2 1/2" (75mm)	nr	519.49
438	PVC-201	End Cap P.V.C 3" (90mm)	nr	871.19
439	PVC-202	End Cap P.V.C 4" (110mm)	nr	1,051.69
440	PVC-203	P.V.C.Pipe 110 mm dia type 250	m	1,150.00
441	PVC-204	PV.C.Pipe 110 mm dia type 400	m	1,724.00
442	PVC-205	Solvent Cement	kg	2,754.24
443	PVC-206	Polymer Water Tank 500 lit	nr	6,355.93
444	PVC-207	Polymer Water Tank1000 lit	nr	12,666.10
445	PVC-208	Polymer Water Tank 2000 lit	nr	26,288.14
446	PVC-209	Polymer Water Tank 5000 lit	nr	107,542.37
	San	<u>Sanitary Fittings</u>		
447	San-01	Cromium plated Piller tap	nr	3,500.00
448	San-02	Cromium plated Piller tap (Rocell Vero or equivalent)	nr	11,565.25
449	San-03	Cromium plated Bib tap (Rocell SD9A126 or equivalent)	nr	6,870.33
450	San-04	Chromium Plated Sawn neck Type Piller Tap	nr	4,250.00
451	San-05	Chromium Plated Sawn neck Type Piller Tap (Rocell N091214 or equivalent)	nr	5,652.54
452	San-06	Cromium plated Conseal Valve	nr	2,900.00
453	San-07	Urinal flush valve (Chromium Plated)	nr	3,260.87
454	San-08	Urinal flush valve (Chromium Plated) -Rocell or eq.	nr	10,870.33
455	San-09	Ceramic Closet Squatting - High quallity - Rocel	nr	9,217.79
456	San-10	Plastic Low Level cistern (Medium quality)	nr	9,500.00
457	San-11	Plastic Low Level cistern (Rocel)	nr	8,435.59
458	San-12	Ceramic Corner Wash Basin-	nr	11,500.00
459	San-13	Ceramic Corner Wash Basin- (Rocell - Aqua RB.ACO.01G101.01.06 or equivalent)	nr	12,783.05

460	San-14	Ceramic Wash basin 600x375x175 mm	nr	19,500.00
461	San-15	Wash basin with pedestal Vitreous China 575 X 450 X 820mm (Rocell urban D or equivalent)	nr	21,566.10
462	San-16	Sink Stainless Steel Single drain board	nr	6,500.00
463	San-17	Chromium plated Shower rose, 150mm dia.	nr	2,650.00
464	San-18	Chromium plated Shower rose (Rocell FHS 30A or Equivalent)	nr	18,261.01
465	San-19	Bathroom Mirror 450 x 600mm	nr	3,500.00
466	San-20	Chromium plated Flexible Hose 1 1/2ft. long 1/2" dia	nr	700.00
467	San-21	Chromium plated Bidet Spray	nr	1,250.00
468	San-22	Urinal bowls Small	nr	9,500.00
469	San-23	Waste Plug with Chain & Stay	nr	1,325.00
470	San-24	Waste Plug (Rocell A38, A43 or equivalent)	nr	2,783.05
471	San-25	Rubber washer	nr	30.00
472	San-26	Plastic Gully - 6"X6"	nr	450.00
473	San-27	Tile Grout	kg	300.00
474	San-28	Brass Ball cock valve 1/2" - S lon (Vito)	nr	2,147.83
475	San-29	Brass Gate Valve 1/2" - S lon (Vito)	nr	2,673.91
476	San-30	Brass Gate Valve 3/4" - S lon (Vito)	nr	3,017.39
477	San-31	Brass Gate Valve 1" - S lon (Vito)	nr	3,726.09
478	San-32	Brass Gate Valve 1 1/4"	nr	5,330.36
479	San-33	Brass Gate Valve 1 1/2" - S lon (Vito)	nr	6,491.30
480	San-34	Brass Gate Valve 2" - S lon (Vito)	nr	10,400.00
481	San-35	Brass Ball Valve 1/2"- S lon (Vito)	nr	2,147.83
482	San-36	Brass Ball Valve 3/4"- S lon (Vito)	nr	2,969.57
483	San-37	Brass Ball Valve 1"- S lon (Vito)	nr	4,839.13
484	San-38	Brass Ball Valve 1 1/4" - S lon (Vito)	nr	8,600.00
485	San-39	Brass Ball Valve 1 1/2"- S lon (Vito)	nr	12,004.35
486	San-40	Brass Ball Valve 2"- S lon (Vito)	nr	18,447.83
487	San-41	Chromium plated Angle Valve 1/2" (Rocel A279 or equivalent)	nr	1,652.54

488	San-42	Chromium Plated Heavy Quality Piller Tap 1/2" dia. (semi Luxary)	nr	3,500.00
489	San-43	Chromium Plated Heavy Quality Piller Tap 1/2" dia. (Rocell SD90943 or equivalent)	nr	12,609.35
490	San-44	Plastic Bip Tap 1/2" Quarter Turn Straight Handle slon	nr	520.00
491	San-45	Plastic Bip Tap 1/2" Round Handle	nr	600.00
492	San-46	Plastic Basin Piller 1/2" Quarter Turn Straight Handle	nr	1,500.00
493	San-47	Plastic Sink Piller Tap 1/2" Quarter Turn Straight Handle	nr	1,080.51
494	San-48	Plastic Garden Tap 1/2" Quarter Turn Straight Handle	nr	450.00
495	San-49	Plastic Bidet Shower	nr	1,100.00
496	San-50	Plastic Stop Tap 1. 1/2" Round Handle slon	nr	420.00
497	San-51	" " " 2. 3/4" Round Handle slon	nr	650.00
498	San-52	" " " 3. 1" Round Handle slon	nr	800.00
499	San-53	Plastic Stop Tap 1. 1/2" Tee Handle slon	nr	584.75
500	San-54	" " " 2. 3/4" Tee Handle slon	nr	889.83
501	San-55	" " " 3. 1" Tee Handle slon	nr	1,211.86
502	San-56	Plastic Angle Valve 1/2" Quarter Turn Straight Handle	nr	830.51
503	San-57	Plastic Flexible Hose 12" length	nr	444.92
504	San-58	Plastic Flexible Hose 18" length	nr	605.93
505	San-59	Plastic Flexible Hose 24" length	nr	758.47
	Alu	Aluminum		
506	Alu-01	Anodized Aluminium architectural section No SWD-3105 or similar sections.	m	2,778.20
507	Alu-02	Anodized Aluminium architectural section No SFR-106 or similar sections.	m	1,266.35
508	Alu-03	Anodized Aluminium architectural section No SLID- 1801 or similar sections.	m	971.47
509	Alu-04	Anodized Aluminium architectural section No SLID-1202-1 or similar sections.	m	803.96

510	Alu-05	Anodized Aluminium architectural section No SWD - 103 or similar sections.	m	2,926.83
511	Alu-06	Anodized Aluminium architectural section No SWD - 101 or similar sections.	m	2,795.31
512	Alu-07	Anodized Aluminium architectural section No SWD - 201 or similar sections.	m	2,697.05
513	Alu-08	Anodized Aluminium architectural section No SWD - 301 or similar sections.	m	3,213.56
514	Alu-09	Anodized Aluminium architectural section No SWD - 401 or similar sections.	m	3,559.01
515	Alu-10	Anodized Aluminium architectural section No SWD - 501 or similar sections.	m	380.70
516	Alu-11	Anodized Aluminium architectural section No PAR-5159 or similar sections.	m	1,512.31
517	Alu-12	Anodized Aluminium architectural section No SFR-4521 or similar sections.	m	1,129.31
518	Alu-13	Anodized Aluminium architectural section No CAS-1009 or similar sections.	m	1,227.67
519	Alu-14	Anodized Aluminium architectural section No CAS-1010 or similar sections.	m	1,618.78
520	Alu-15	Anodized Aluminium architectural section No CAS-2005 or similar sections.	m	1,569.44
521	Alu-16	Anodized Aluminium architectural section No SLID-1001-1 or similar sections.	m	1,553.90
522	Alu-17	Anodized Aluminium architectural section No SLID-1101-1 or similar sections.	m	1,527.20
523	Alu-18	Anodized Aluminium architectural section No SLID-1201-1 or similar sections.	m	1,271.86
524	Alu-19	Anodized Aluminium architectural section No SLID-1401 or similar sections.	m	1,074.42
525	Alu-20	Anodized Aluminium architectural section No SLID-1501 or similar sections.	m	1,405.58

526	Alu-21	Anodized Aluminium architectural section No SLID-1601 or similar sections.	m	1,239.74
527	Alu-22	Anodized Aluminium architectural section No 70SM - 1011 or similar sections.	m	1,519.58
528	Alu-23	Anodized Aluminium architectural section No SFR-105 or similar sections.	m	1,480.19
529	Alu-24	Anodized Aluminium architectural section No SFR 110 or similar sections.	m	644.62
530	Alu-25	Anodized Aluminium architectural section No-SFR-107 or similar sections.	m	897.03
531	Alu-26	Anodized Aluminium architectural section No-SFR-4521 or similar sections.	m	1,129.31
532	Alu-27	Anodized Aluminium architectural section No SLID- 1002 -1 or similar sections.	m	1,098.93
533	Alu-28	Anodized Aluminium architectural section No-SLID 1102-1 or similar sections.	m	784.15
534	Alu-29	Anodized Aluminium architectural section No-SLID 1701A or similar sections.	m	1,441.77
535	Alu-30	Anodized Aluminium architectural section No-SLID 1402-1 or similar sections.	m	1,016.74
536	Alu-31	Anodized Aluminium architectural section LOV-01 or similar sections.	m	743.21
537	Alu-32	Anodized Aluminium Architectural section LOV-101 or similar sections.	m	641.96
538	Alu-33	Anodized Aluminium Architectural section TA-1X1 or similar sections.	m	800.44
539	Alu-34	Anodized Aluminium Architectural section SLID - 1701 or similar sections.	m	1,099.66
540	Alu-35	Anodized Aluminium Architectural section ALC - BD -01 or similar sections.	m	736.54
541	Alu-36	Anodized Aluminium Architectural section ALC - BD -02 or similar sections.	m	700.08

542	Alu-37	Anodized Aluminium Architectural section ALC - BD -03 or similar sections.	m	658.41
543	Alu-38	Anodized Aluminium Architectural section ALC - BD -04 or similar sections.	m	843.23
544	Alu-39	Powder coated aluminium architectural section No SWD 3105 or similar sections.	m	2,901.07
545	Alu-40	Powder coated aluminium architectural section No SFR 106 or similar sections.	m	1,328.26
546	Alu-41	Powder coated aluminium architectural section No SLID 1801 or similar sections.	m	1,014.34
547	Alu-42	Powder coated aluminium architectural section No SLID 1202-1 or similar sections.	m	841.20
548	Alu-43	Powder coated aluminium architectural section No SWD - 103 or similar sections.	m	3,055.75
549	Alu-44	Powder coated aluminium architectural section No SWD - 101 or similar sections.	m	2,920.16
550	Alu-45	Powder coated aluminium architectural section No SWD - 201 or similar sections.	m	2,816.06
551	Alu-46	Powder coated aluminium architectural section No SWD - 301 or similar sections.	m	3,357.91
552	Alu-47	Powder coated aluminium architectural section No SWD - 401 or similar sections.	m	3,718.07
553	Alu-48	Powder coated aluminium architectural section No SWD - 501 or similar sections.	m	397.39
554	Alu-49	Powder coated aluminium architectural section No PAR-5159 or similar sections.	m	1,536.43
555	Alu-50	Powder coated aluminium architectural section No CAS-1009 or similar sections.	m	1,267.69
556	Alu-51	Powder coated aluminium architectural section No CAS-1010 or similar sections.	m	1,689.36
557	Alu-52	Powder coated aluminium architectural section No CAS-2005 or similar sections.	m	1,639.01

558	Alu-53	Powder coated aluminium architectural section No SLID-1001-1 or similar sections.	m	1,627.74
559	Alu-54	Powder coated aluminium architectural section No SLID-1101-1 or similar sections.	m	1,601.25
560	Alu-55	Powder coated aluminium architectural section No SLID-1201-1 or similar sections.	m	1,333.51
561	Alu-56	Powder coated aluminium architectural section No SLID-1401 or similar sections.	m	1,101.75
562	Alu-57	Powder coated aluminium architectural section No SLID-1501 or similar sections.	m	1,467.95
563	Alu-58	Powder coated aluminium architectural section No SLID-1601 or similar sections.	m	1,294.19
564	Alu-59	Powder coated aluminium architectural section No 70SM - 1011 or similar sections.	m	1,584.98
565	Alu-60	Powder coated aluminium architectural section No SFR-105 or similar sections.	m	1,552.76
566	Alu-61	Powder coated aluminium architectural section No SFR 110 or similar sections.	m	674.41
567	Alu-62	Powder coated aluminium architectural section No-SFR-107 or similar sections.	m	907.36
568	Alu-63	Powder coated aluminium architectural section No-SFR-4521 or similar sections.	m	1,177.22
569	Alu-64	Powder coated aluminium architectural section No SLID-1002 -1 or similar sections.	m	1,169.86
570	Alu-65	Powder coated aluminium architectural section No-SLID 1102-1 or similar sections.	m	821.38
571	Alu-66	Powder coated aluminium architectural section No- SLID-1701A or similar sections.	m	1,505.40
572	Alu-67	Powder coated aluminium architectural section No-SLID-1402-1 or similar sections.	m	1,065.66
573	Alu-68	Powder coated aluminium architectural section LOV-01 or similar sections.	m	778.44

574	Alu-69	Powder coated aluminium Architectural section LOV-101 or similar sections.	m	669.74
575	Alu-70	Powder coated aluminium Architectural section TA-1X1 or similar sections.	m	924.26
576	Alu-71	Powder coated aluminium Architectural section SLID - 1701 or similar sections.	m	1,147.43
577	Alu-72	Powder coated aluminium Architectural section ALC-BD- 01 or similar sections.	m	772.21
578	Alu-73	Powder coated aluminium Architectural section ALC-BD- 02 or similar sections.	m	733.98
579	Alu-74	Powder coated aluminium Architectural section ALC-BD- 03 or similar sections.	m	690.41
580	Alu-75	Powder coated aluminium Architectural section ALC-BD- 04 or similar sections.	m	884.13
581	Alu-76	Bronze Anodized Aluminium architectural section No SWD 3105 or similar sections.	m	2,834.21
582	Alu-77	Bronze Anodized Aluminium architectural section No SFR 106 or similar sections.	m	1,289.80
583	Alu-78	Bronze Anodized Aluminium architectural section No SLID-1801 or similar sections.	m	990.98
584	Alu-79	Bronze Anodized Aluminium architectural section No SLID 1202-1 or similar sections.	m	818.57
585	Alu-80	Bronze Anodized Aluminium architectural section No SWD - 103 or similar sections.	m	2,992.75
586	Alu-81	Bronze Anodized Aluminium architectural section No SWD - 101 or similar sections.	m	2,846.52
587	Alu-82	Bronze Anodized Aluminium architectural section No SWD - 201 or similar sections.	m	2,751.08
588	Alu-83	Bronze Anodized Aluminium architectural section No SWD - 301 or similar sections.	m	3,298.98
589	Alu-84	Bronze Anodized Aluminium architectural section No SWD - 401 or similar sections.	m	3,624.82

590	Alu-85	Bronze Anodized Aluminium architectural section No SWD - 501 or similar sections.	m	388.11
591	Alu-86	Bronze Anodized Aluminium architectural section No PAR-5159 or similar sections.	m	1,533.43
592	Alu-87	Bronze Anodized Aluminium architectural section No SFR-4521 or similar sections.	m	1,150.10
593	Alu-88	Bronze Anodized Aluminium architectural section No CAS-1009 or similar sections.	m	1,276.47
594	Alu-89	Bronze Anodized Aluminium architectural section No CAS-1010 or similar sections.	m	1,646.35
595	Alu-90	Bronze Anodized Aluminium architectural section No CAS-2005 or similar sections.	m	1,600.56
596	Alu-91	Bronze Anodized Aluminium architectural section No SLID-1001-1 or similar sections.	m	1,629.52
597	Alu-92	Bronze Anodized Aluminium architectural section No SLID-1101-1 or similar sections.	m	1,556.30
598	Alu-93	Bronze Anodized Aluminium architectural section No SLID-1201-1 or similar sections.	m	1,296.06
599	Alu-94	Bronze Anodized Aluminium architectural section No SLID-1401 or similar sections.	m	1,093.30
600	Alu-95	Bronze Anodized Aluminium architectural section No SLID-1501 or similar sections.	m	1,454.29
601	Alu-96	Bronze Anodized Aluminium architectural section No SLID-1601 or similar sections.	m	1,260.39
602	Alu-97	Bronze Anodized Aluminium architectural section No 70SM - 1011 or similar sections.	m	1,547.33
603	Alu-98	Bronze Anodized Aluminium architectural section No SFR-105 or similar sections.	m	1,508.86
604	Alu-99	Bronze Anodized Aluminium architectural section No SFR 110 or similar sections.	m	656.29
605	Alu-100	Bronze Anodized Aluminium architectural section No-SFR-107 or similar sections.	m	933.26

606	Alu-101	Bronze Anodized Aluminium architectural section No-SFR-4521 or similar sections.	m	1,150.10
607	Alu-102	Bronze Anodized Aluminium architectural section No SLID-1002 -1 or similar sections.	m	1,168.08
608	Alu-103	Bronze Anodized Aluminium architectural section No-SLID 1102-1 or similar sections.	m	803.23
609	Alu-104	Bronze Anodized Aluminium architectural section No-SLID 1701A or similar sections.	m	1,470.35
610	Alu-105	Bronze Anodized Aluminium architectural section No-SLID 1402-1 or similar sections.	m	1,047.51
611	Alu-106	Bronze Anodized Aluminium architectural section No- ALC - BD -01 or similar sections.	m	713.42
612	Alu-107	Bronze Anodized Aluminium architectural section No- ALC - BD -02 or similar sections.	m	713.42
613	Alu-108	Bronze Anodized Aluminium architectural section No- ALC - BD -03 or similar sections.	m	670.96
614	Alu-109	Bronze Anodized Aluminium architectural section No- ALC - BD -04 or similar sections.	m	859.24
615	Alu-110	Anodized Aluminium 1 1/2" x 1 1/2" Box Bar 1.2mm thick.section No-ST-1 1/2 X 1 1/2 or similar sections.	m	1,204.33
616	Alu-111	Powder coated Aluminium 1 1/2" x 1 1/2" Box Bar 1.2mm thick. section No-ST-1 1/2 X 1 1/2 or similar sections.	m	1,257.57
617	Alu-112	Bronze Anodized Aluminium 1 1/2" x 1 1/2" Box Bar 1.2mm thick. section No-ST-1 1/2 X 1 1/2 or similar sections.	m	1,225.67
618	Alu-113	Anodized Aluminium M.section No-PAR-5153 or similar sections.	m	282.97
619	Alu-114	Powder coated Aluminium M.section No-PAR-5153 or similar sections.	m	326.76
620	Alu-115	Bronze Anodized Aluminium M.section No-PAR-5153 or similar sections.	m	294.19
621	Alu-116	Cup Nut 8mm Diameter	pair	70.00
622	Alu-117	G.I Wall Angels (Ceiling)	m	200.00

623	Alu-118	G.I Tee (Ceiling)	m	430.00
624	Alu-119	G.I Cross Tee 2' long	nr	70.00
625	Alu-120	Roller Beading/Weather strip	m	36.00
626	Alu-121	Door Lock for Aluminium Sliding	nr	1,250.00
627	Alu-122	Door Handle BD1068	m	2,000.00
628	Alu-123	Door Lock for aluminium doors	nr	1,250.00
629	Alu-124	8mm Diameter Tread Bars 5'-0"	nr	400.00
630	Alu-125	Al butt Hingers 4" x 3"	nr	308.32
631	Alu-126	3mm Thickness (8'x4') PVC Ply board (PVC coated)	m2	2,000.00
632	Alu-127	G.S.K Rivets 5/32" x 1/2"	nr	3.50
633	Alu-128	Chromium plated Screws 2" x 8"	nr	10.00
634	Alu-129	Silicon tube (300g)	nr	950.00
635	Alu-130	Flush bolt no.10	nr	800.00
636	Alu-131	Pop Rivet 1. 5/32" x 3/8"	nr	3.00
637	Alu-132	Pop Rivets 1/8" x 3/8"	nr	2.29
638	Alu-133	Pop Rivets 1/32" x 1/2"	nr	2.74
639	Alu-134	Pop Rivets 1/8" x 3/4"	nr	3.00
640	Alu-135	Pop Rivets 1/8" x 1/2"	nr	3.00
641	Alu-136	GI Channel 6'-0"	nr	229.60
642	Alu-137	Bar hingers 8" long	pairs	508.40
643	Alu-138	Bar hingers 16" long	pairs	800.00
644	Alu-139	Window Rollers	nr	120.00
645	Alu-140	Cresant lock	nr	220.00
646	Alu-141	Guide	nr	3.00
647	Alu-142	Button	nr	3.00
648	Alu-143	Gasket (674)	m	110.00
649	Alu-144	Screws nr8 x 1 1/4"	nr	6.50
650	Alu-145	Mohair (Small)	m	15.58
651	Alu-146	Mohair (Large)	m	24.60
652	Alu-147	Rubber Beadings 455S	m	40.00
653	Alu-148	Rubber Beadings 420	m	35.00
654	Alu-149	Rubber Beadings 3303A	m	40.50
655	Alu-150	Window Lock	nr	345.00
656	Alu-151	Thread bar with 8 Nuts	nr	350.00
657	Alu-152	Cladding Board 3mm	nr	4,350.00
658	Alu-153	Cladding Board 4mm	nr	6,700.00
659	Alu-154	Casement Fastners for Aluminium Windows	nr	350.00
660	Alu-155	Aluminium alloy Grill nominal 67mm x 84mm diamond shape. Mesh (12ft x4ft)	nr	20,000.00
661	Alu-156	Anodized Aluminium architecural section LOV-04 or similar sections.	m	691.53
662	Alu-157	Anodized Aluminium Architectural section LOV-103 or similar sections.	m	566.71

663	Alu-158	Powder coated aluminium architectural section LOV-04 or similar sections.	m	721.98
664	Alu-159	Powder coated aluminium Architectural section LOV-103 or similar sections.	m	592.50
665	Alu-160	Anodized aluminium architectural section No CAS-1007 or similar sections.	m	860.68
666	Alu-161	Powder coated aluminium architectural section No CAS-1007 or similar sections.	m	903.36
667	Alu-162	Mill finish aluminium Architectural section TA-1X1 or similar sections.	m	643.29
668	Alu-163	Mill finish aluminium Architectural section TA-11/2X11/2 or similar sections.	m	1,130.20
669	Alu-164	Mill finish aluminium Architectural section TA-5045 or similar sections.	m	795.33
670	Alu-165	Anodized Aluminium architectural section GB-107 or similar sections.	m	465.24
671	Alu-166	Powder coated Aluminium architectural section GB-107 or similar sections.	m	471.46
672	Alu-167	Anodized Aluminium architectural section SWD-1068 or similar sections.	pair	1,153.90
673	Alu-168	Powder coated Aluminium architectural section SWD-1068 or similar sections.	pair	1,183.73
	Gla	GLASS		
674	Gla-01	Glass (4.6mm nominal thick)	m2	1,452.60
675	Gla-02	Glass Clear (3mm nominal thick)	m2	1,291.68
676	Gla-03	Glass pinhead (3mm nominal thick)	m2	2,098.20
677	Gla-04	Glass Tinted (3mm nominal thick)	m2	2,259.60
678	Gla-05	Glass pinhead (5mm nominal thick)	m2	3,443.20
679	Gla-06	Glass Tinted (5mm nominal thick)	m2	4,196.40
680	Gla-07	Tempered glass 8mm	m2	4,842.00
681	Gla-08	Tempered glass 10mm	m2	5,918.00
682	Gla-09	Tempered glass 12mm	m2	6,994.00
				0.00
	CCh	Contruction Chemicals		0.00

683	CCh-01	Baralastic 7.2 kg (Platinum Flex)	bag	5,700.00
684	CCh-02	Xypex (Xypex - CANADA)	kg	1,709.56
685	CCh-03	Thoroseal (Platinum Easy)	kg	500.00
686	CCh-04	Roofseal (Topseal 4mm)	m2	1,900.00
687	CCh-05	Glasscote - 60 (Vivian)	m2	720.00
688	CCh-06	Master flow 810 (Construction grout ,5kg tin) (Finex)	nr	1,300.00
689	CCh-07	Green seal 200mm (fd) Water bar 20m roll (Greenseal)	nr	58,500.00
690	CCh-08	Water for building works (Excluding Transport)	ltr	1.00
	GHw	General Hardware		
691	GHw-01	Brass Barrel Bolt -4" with Screws	nr	635.59
692	GHw-02	Brass Barrel Bolt - 6" with Screws	nr	932.20
693	GHw-03	Brass Barrel Bolt - 8" with Screws	nr	1,230.51
694	GHw-04	Brass Barrel Bolt - 10" with Screws	nr	1,561.02
695	GHw-05	Iron Barrel Bolt - 4" with Screws	nr	313.56
696	GHw-06	Iron Barrel Bolt - 6" with Screws	nr	330.51
697	GHw-07	Iron Oxidized Casement Fastners	nr	237.29
698	GHw-08	Iron Oxidized Casement Stays 10"	nr	296.61
699	GHw-09	brass circular type Casement Stays-12"	nr	483.05
700	GHw-10	Brass Butt Hinges 4" x 2 1/2" with Screws	pair	1,118.64
701	GHw-11	Iron Oxidized Butt Hinges 4" x 2 1/2" with Screws	pair	500.00
702	GHw-12	Lock Mortice Double Hung	nr	8,050.85
703	GHw-13	Lock Single Hung	nr	2,250.00
704	GHw-14	Night Latch	nr	1,575.00
705	GHw-15	Gate Lock (Locking divice)	nr	1,652.54
706	GHw-16	Iron Hasp & Staple 6"	nr	466.10
707	GHw-17	Draw Ring (1 1/2")	nr	280.00
708	GHw-18	Wire Nails	kg	338.98
709	GHw-19	Concrete Nails 1"	nr	2.00
710	GHw-20	BrassScrews, 1 1/2"	nr	35.00
711	GHw-21	Brass Screws 3/4"	nr	18.00
712	GHw-22	wire Nails 20mm	kg	406.78
713	GHw-23	Iron Screws 1 1/2"	nr	4.24
714	GHw-24	Welding Rod	kg	600.00
715	GHw-25	Hacksaw blade High Speed	nr	211.86
716	GHw-26	Rivet 1/8" x 1/2"	nr	1.92

717	GHw-27	Chromium Plated Screws 1 1/2" no 8	nr	7.29
718	GHw-28	Rawl Plug No.8	nr	3.39
719	GHw-29	Rawl Plug No.10	nr	4.24
720	GHw-30	Brass Screws 1" no.08	nr	23.00
721	GHw-31	Iron Screws 1"	nr	4.00
722	GHw-32	Iron Screws 3/4" no.08	nr	3.00
723	GHw-33	Iron Screws 1 1/4" no.08	nr	5.00
724	GHw-34	Hold Fast (Heavy)	nr	15.00
725	GHw-35	Brass Screws 2 1/2" No.12	nr	97.46
726	GHw-36	Brass Screws 1 1/2" No.08	nr	40.00
727	GHw-37	Nut & Bolt 1 1/2" Long, 1/4" dia.	nr	15.00
728	GHw-38	Nut & Bolt 3/8" x 2"	nr	33.90
729	GHw-39	Iron Screws 2" No.8	nr	6.78
730	GHw-40	Brass Screws 2"No.08	nr	59.32
731	GHw-41	Brass Screws 2"No.10	nr	76.27
732	GHw-42	Binding Wire 18 BWG	kg	380.00
733	GHw-43	Polythene Gauge 700	kg	550.85
734	GHw-44	Polythene Gauge 1000	kg	720.34
735	GHw-45	Weld Mesh (G10) (12"x 7")	m2	1,127.15
736	GHw-46	Steel Jumper	kg	805.08
737	GHw-47	Rag Bolt 16mm dia.	nr	750.00
738	GHw-48	Anchor Bolt 10mm dia.	nr	59.32
739	GHw-49	Rivet 3/16' x 1 3/4"	nr	5.95
740	GHw-50	Washer 1/8"	kg	850.00
741	GHw-51	Salt	kg	112.00
742	GHw-52	Cotton waste	kg	250.00
743	GHw-53	Tile mortar 25kg	nr	1,483.05
744	GHw-54	Limpet washer	nr	0.50
745	GHw-55	Screw 2" (Chromium plated)	nr	0.00
746	GHw-56	Plain GI Sheet G22(Nominal)	m2	2,421.00
747	GHw-57	GI Hook , Bolt & Nut Washer (Roofing)	nr	38.14
748	GHw-58	Calicut tile (Class 01)	nr	70.50
749	GHw-59	Ridge tile (Class 01)	nr	105.50
750	GHw-60	350mm dia.cutting wheel	nr	1,322.03
751	GHw-61	Blasting powder	kg	1,650.00
752	GHw-62	Fuse wire	m	85.00
753	GHw-63	Electric detonators	nr	136.00
754	GHw-64	Dyna cord	m	85.00
755	GHw-65	Gelignite	kg	4,693.00
756	GHw-66	Ammonium nitrate	kg	908.00
757	GHw-67	Ordinary Detonator	nr	44.00
758	GHw-68	Industrial kerosene oil (Petroleum Corporation Rates)	ltr	210.00
759	GHw-69	Auto Diesel (Petroleum Corporation Rates)	ltr	283.00
760	GHw-70	Petrol (Petroleum Corporation Rates)	ltr	311.00

761	GHw-71	Gas LP	Kg	305.00
762	GHw-72	Lubricant (Grease)- Rate at Petroleum Corporation	kg	3,250.00
763	GHw-73	Baskets	nr	850.00
764	GHw-74	Gunny bags (large)	nr	65.00
765	GHw-75	Poly sacs (65 kg capacity)	nr	140.00
766	GHw-76	Empty tar barrels (180 ltrs)	nr	250.00
767	GHw-77	Hard rubber 12 mm thick*75 mm wide	m	1,505.00
768	GHw-78	Polythene 325 mm dia gauge 300 (flat width 505mm approx)	kg	670.00
769	GHw-79	Barricading (small work items)	m	113.00
770	GHw-80	Alluminium sheet 24 SWG	m2	2,120.00
771	GHw-81	Adhesive 250 GM tin	nr	795.00
772	GHw-82	Coir rope (for scaffolding) - 100 ft	nr	580.00
773	GHw-83	Fuel(For loosening road surface in manual breaking 50mm depth*30 sqm)	ltr	210.00
774	GHw-84	Fuel Forge etc.(per 2.83 cum blasting)	nr	283.00
775	GHw-85	Paint (for lettering and numbering items)	ltr	1,528.87
776	GHw-86	Pegs (for turfing in 19 sq m area)	nr	40.00
777	GHw-87	Sand paper and Cotton waste (per 9.29 sq meters)	nr	100.00
778	GHw-88	Sharpening scarifier tynes (for 307 sq.meters)	nr	Remove
779	GHw-89	Water for general purposes (Excluding Transport)	ltr	1.00
780	GHw-90	White washing with Lime timber posts horizontals ETC. (in 4 l.m barricading)	No.	150.00
781	GHw-91	Glass Beads	kg	237.00
782	GHw-92	Cats eye 100mm*100mm	nr	4,500.00
783	GHw-93	75 x 8mm dia. Nuts and Bolts	nr	65.00
784	GHw-94	Saw Dust	m3	150.00
785	GHw-95	Mild Steel Formwork for Standard Boundary Marker Stone (750mm x 200mm x 75mm) for 15 gurd stone.	nr	4,392.00
786	GHw-96	Glue	kg	1,926.00
787	GHw-97	Mould Oil	ltr	283.00
788	GHw-98	Lubricant (Oil)- Rate at Petroleum Corporation	ltr	1,400.00
789	GHw-99	Furnace Oil for burners	ltr	207.00
	STG	Roller Door		

790	STG-01	Zn/Al powder coated roller door	m2	9,110.16
791	STG-02	Box covering L shape	m	3,754.23
792	STG-03	Box covering U shape	m	4,656.77
793	STG-04	Facia	m	2,360.16
794	STG-05	Normal rollar door motar with 2nr remotes	nr	63,559.32
		<u>Gate accessories and complete gate</u>		
795	GA/CG-1	Brass nut (100mm)	No	6,000.00
796	GA/CG-2	Brass nut (150mm)	No	6,000.00
797	GA/CG-3	Brass nut (225mm)	No	9,500.00
798	GA/CG-4	Brass nut (300mm)	No	9,500.00
799	GA/CG-5	Brass nut (375mm)	No	9,500.00
800	GA/CG-6	Brass nut (450mm)	No	12,500.00
801	GA/CG-7	Brass nut (600mm)	No	12,500.00
802	GA/CG-8	Brass nut (750mm)	No	17,500.00
803	GA/CG-9	Brass nut (900mm)	No	17,500.00
804	GA/CG-10	Housing (100mm)	No	6,900.00
805	GA/CG-11	Housing (150mm)	No	6,900.00
806	GA/CG-12	Housing (225 mm)	No	6,900.00
807	GA/CG-13	Housing (300mm)	No	6,900.00
808	GA/CG-14	Housing (375mm)	No	6,900.00
809	GA/CG-15	Housing (450mm)	No	13,200.00
810	GA/CG-16	Housing (600mm)	No	13,200.00
811	GA/CG-17	Housing (750mm)	No	16,800.00
812	GA/CG-18	Housing (900mm)	No	16,800.00
813	GA/CG-19	Base plate (100mm)	No	1,800.00
814	GA/CG-20	Base plate (150mm)	No	1,800.00
815	GA/CG-21	Base plate (225mm)	No	2,400.00
816	GA/CG-22	Base plate (300mm)	No	3,000.00
817	GA/CG-23	Base plate (375mm)	No	3,000.00
818	GA/CG-24	Base plate (450mm)	No	3,900.00
819	GA/CG-25	Base plate (600mm)	No	3,900.00
820	GA/CG-26	Base plate (750mm)	No	5,900.00
821	GA/CG-27	Base plate (900mm)	No	5,900.00
822	GA/CG-28	Closing plate (100mm)	No	1,800.00
823	GA/CG-29	Closing plate (150mm)	No	3,600.00
824	GA/CG-30	Closing plate (225mm)	No	16,800.00
825	GA/CG-31	Closing plate (300mm)	No	18,000.00
826	GA/CG-32	Closing plate (375mm)	No	29,000.00
827	GA/CG-33	Closing plate (450mm)	No	48,000.00
828	GA/CG-34	Closing plate (600mm)	No	79,500.00
829	GA/CG-35	Closing plate (750mm)	No	89,000.00
830	GA/CG-36	Closing plate (900mm)	No	99,000.00
831	GA/CG-37	Key (100mm)	No	1,800.00
832	GA/CG-38	Key (150mm)	No	1,800.00
833	GA/CG-39	Key (225mm)	No	2,000.00
834	GA/CG-40	Key (300mm)	No	2,000.00

835	GA/CG-41	Key (375mm)	No	2,000.00
836	GA/CG-42	Key (450mm)	No	3,000.00
837	GA/CG-43	Key (600mm)	No	3,000.00
838	GA/CG-44	Key (750mm)	No	6,500.00
839	GA/CG-45	Key (900mm)	No	6,500.00
840	GA/CG-46	Bush (100mm)	No	600.00
841	GA/CG-47	Bush (150mm)	No	600.00
842	GA/CG-48	Bush (225mm)	No	800.00
843	GA/CG-49	Bush (300mm)	No	800.00
844	GA/CG-50	Bush (375mm)	No	800.00
845	GA/CG-51	Bush (450mm)	No	1,200.00
846	GA/CG-52	Bush (600mm)	No	1,200.00
847	GA/CG-53	Bush (750mm)	No	1,200.00
848	GA/CG-54	Bush (900mm)	No	1,350.00
849	GA/CG-55	Pin (100mm)	No	600.00
850	GA/CG-56	Pin (150mm)	No	750.00
851	GA/CG-57	Pin (225mm)	No	1,100.00
852	GA/CG-58	Pin (300mm)	No	1,100.00
853	GA/CG-59	Pin (375mm)	No	1,100.00
854	GA/CG-60	Pin (450mm)	No	1,400.00
855	GA/CG-61	Pin (600mm)	No	1,400.00
856	GA/CG-62	Pin (750mm)	No	1,800.00
857	GA/CG-63	Pin (900mm)	No	1,800.00
858	GA/CG-64	Rug bolt (100mm)	No	200.00
859	GA/CG-65	Rug bolt (150mm)	No	210.00
860	GA/CG-66	Rug bolt (225mm)	No	320.00
861	GA/CG-67	Rug bolt (300mm)	No	320.00
862	GA/CG-68	Rug bolt (375mm)	No	440.00
863	GA/CG-69	Rug bolt (450mm)	No	440.00
864	GA/CG-70	Rug bolt (600mm)	No	440.00
865	GA/CG-71	Rug bolt (750mm)	No	440.00
866	GA/CG-72	Rug bolt (900mm)	No	500.00
867	GA/CG-73	Locking arrangement (100mm)	No	1,100.00
868	GA/CG-74	Locking arrangement (150mm)	No	1,100.00
869	GA/CG-75	Locking arrangement (225mm)	No	1,250.00
870	GA/CG-76	Locking arrangement (300mm)	No	1,250.00
871	GA/CG-77	Locking arrangement (375mm)	No	1,250.00
872	GA/CG-78	Locking arrangement (450mm)	No	1,650.00
873	GA/CG-79	Locking arrangement (600mm)	No	1,650.00
874	GA/CG-80	Locking arrangement (750mm)	No	1,900.00
875	GA/CG-81	Locking arrangement (900mm)	No	1,900.00
876	GA/CG-82	Spindle with thread (100mm)	No	7,200.00
877	GA/CG-83	Spindle with thread (150mm)	No	7,200.00
878	GA/CG-84	Spindle with thread (225mm)	No	17,500.00
879	GA/CG-85	Spindle with thread (300mm)	No	17,500.00
880	GA/CG-86	Spindle with thread (375mm)	No	17,500.00
881	GA/CG-87	Spindle with thread (450mm)	No	19,500.00
882	GA/CG-88	Spindle with thread (600mm)	No	19,500.00
883	GA/CG-89	Spindle with thread (750mm)	No	31,250.00
884	GA/CG-90	Spindle with thread (900mm)	No	31,500.00

885	GA/CG-91	100 mm CI Gate Complete Set	No	48,500.00
886	GA/CG-92	150 mm CI Gate Complete Set	No	50,000.00
887	GA/CG-93	225 mm CI Gate Complete Set	No	75,000.00
888	GA/CG-94	300 mm CI Gate Complete Set	No	85,000.00
889	GA/CG-95	375 mm CI Gate Complete Set	No	115,000.00
890	GA/CG-96	450 mm CI Gate Complete Set	No	125,000.00
891	GA/CG-97	600 mm CI Gate Complete Set	No	195,000.00
892	GA/CG-98	750 mm CI Gate Complete Set	No	275,000.00
893	GA/CG-99	900 mm CI Gate Complete Set	No	375,000.00
	ECa	ELECTRICAL ITEMS		
894	ECa-01	1/1.13 mm (1 mm ²) Cu/PVC/PVC single core cable	m	61.44
895	ECa-02	7/0.53 mm (1.5mm ²) Cu/PVC/PVC single core cable	m	122.80
896	ECa-03	7/0.67 mm (2.5mm ²) Cu/PVC/PVC single core cable	m	188.56
897	ECa-04	7/0.85 mm (4 mm ²) Cu/PVC/PVC single core cable	m	285.76
898	ECa-05	7/1.04 mm (6 mm ²) Cu/PVC/PVC single core cable	m	434.24
899	ECa-06	7/1.35 mm (10 mm ²) Cu/PVC/PVC single core cable	m	729.66
900	ECa-07	7/1.70 mm (16 mm ²) Cu/PVC/PVC single core cable	m	1,135.25
901	ECa-08	19/1.35 mm (25 mm ²) Cu/PVC/PVC single core cable	m	2,552.46
		<u>Cu/PVC/PVC Cable - Twin cable</u>		
902	ECa-09	2 x 7/0.53 mm (1.5mm ²) Cu/PVC/PVC twin cable	m	242.37
903	ECa-10	2 x 7/0.67 mm (2.5mm ²) Cu/PVC/PVC twin cable	m	380.93
904	ECa-11	2 x 7/0.85 mm (4mm ²) Cu/PVC/PVC twin cable	m	588.90
905	ECa-12	2 x 7/1.04 mm (6 mm ²) Cu/PVC/PVC twin cable	m	877.29
906	ECa-13	2 x 7/1.35 mm (10 mm ²) Cu/PVC/PVC twin cable	m	1,479.32
907	ECa-14	2 x 7/1.70 mm (16 mm ²) Cu/PVC/PVC twin cable	m	2,288.73
		<u>Cu/XLPE/PVC Cable - single core cable</u>		0.00
908	ECa-15	19/1.53mm (35 mm ²)Cu/XLPE/PVC single core cable	m	3,190.51
909	ECa-16	19/1.78mm (50 mm ²)Cu/XLPE/PVC single core cable	m	4,253.90

910	ECa-17	19/2.14 mm (70 mm ²) Cu/XLPE/PVC single core cable	m	6,062.20
911	ECa-18	37/1.78 mm (95 mm ²) Cu/XLPE/PVC single core cable	m	8,286.69
912	ECa-19	37/2.03 mm (120 mm ²) Cu/XLPE/PVC single core cable	m	10,422.03
		<u>Cu/PVC Earth Cable</u>		
913	ECa-20	7/0.67 mm (2.5mm ²) Cu/PVC earth cable	m	165.00
914	ECa-21	7/0.85 mm (4mm ²) Cu/PVC earth cable	m	268.90
915	ECa-22	7/1.04 mm (6mm ²) Cu/PVC earth cable	m	405.68
916	ECa-23	7/1.35 mm (10mm ²) Cu/PVC earth cabl	m	692.37
917	ECa-24	7/1.70 mm (16mm ²) Cu/PVC earth cable	m	1,086.44
918	ECa-25	19/ 1.35 mm (25mm ²) Cu/PVC earth cable	m	2,446.36
919	ECa-26	19/1.53 mm (35mm ²) Cu/PVC earth cable	m	3,084.49
920	ECa-27	19/1.78 mm (50mm ²) Cu/PVC earth cable	m	4,147.80
		<u>Cu/XLPE/SWA/PVC cable(Armoured Cable)</u>		0.00
921	ECa-28	(2X25mm ²) Cu/XLPE/SWA/PVC armoured cable	m	6,084.75
922	ECa-29	(4X25mm ²) Cu/XLPE/SWA/PVC armoured cable	m	10,338.98
923	ECa-30	(4X35mm ²) Cu/XLPE/SWA/PVC armoured cable	m	14,076.27
924	ECa-31	(4X50mm ²) Cu/XLPE/SWA/PVC armoured cable	m	18,847.46
925	ECa-32	(4X70mm ²) Cu/XLPE/SWA/PVC armoured cable	m	27,576.27
926	ECa-33	(4X95mm ²) Cu/XLPE/SWA/PVC armoured cable	m	37,457.63
927	ECa-34	(4X120mm ²) Cu/XLPE/SWA/PVC armoured cable	m	46,932.20

		<u>Cu/ PVC/SWA/PVC Cables (Armoured Cable)</u>		
928	ECa-35	(2X1.5 mm ²) Cu/PVC/SWA/PVC armoured cable	m	728.81
929	ECa-36	(2X2.5mm ²) Cu/PVC/SWA/PVC armoured cable	m	983.05
930	ECa-37	(2X4mm ²) Cu/PVC/SWA/PVC armoured cable	m	1,898.31
931	ECa-38	(2X6mm ²) Cu/PVC/SWA/PVC armoured cable	m	2,313.56
932	ECa-39	(2X10mm ²) Cu/PVC/SWA/PVC armoured cable	m	2,906.78
933	ECa-40	(2X16mm ²) Cu/PVC/SWA/PVC armoured cable	m	3,627.12
934	ECa-41	(4X1.5mm ²) Cu/PVC/SWA/PVC armoured cable	m	1,008.47
935	ECa-42	(4X2.5mm ²) Cu/PVC/SWA/PVC armoured cable	m	1,440.68
936	ECa-43	(4X4mm ²) Cu/PVC/SWA/PVC armoured cable	m	2,161.02
937	ECa-44	(4X6mm ²) Cu/PVC/SWA/PVC armoured cable	m	3,016.95
938	ECa-45	(4X10mm ²) Cu/PVC/SWA/PVC armoured cable	m	4,720.34
939	ECa-46	(4X16mm ²) Cu/PVC/SWA/PVC armoured cable	m	7,279.66
		<u>Data & Telephone cable</u>		0.00
940	ECa-47	6U/ UTP AWG 24 Cat 6E PVC	m	242.93
941	ECa-48	2X0.50 mm Telephone cable single pair	m	62.97
942	ECa-49	4X0.50mm Telephone cable two pair	m	106.78
		<u>Flexible cables</u>		
943	ECa-50	32/0.20 mm (1 mm ²) Cu/PVC/PVC 2core flexible cord	m	206.19
944	ECa-51	32/0.20 mm (1 mm ²) Cu/PVC/PVC 3core flexible cord	m	282.20
		<u>Auto Cables</u>		
945	ECa-52	14/0.30 mm Cu/PVC (1 mm ²) Auto cable	m	108.47

		<u>Switch gear cables (Panel wires)</u>		
946	ECa-53	(6 mm ²) Cu/PVC Switch gear cables	m	623.56
947	ECa-54	(10 mm ²) Cu/PVC Switch gear cables	m	1,093.98
948	ECa-55	(16 mm ²) Cu/PVC Switch gear cables	m	1,702.88
949	ECa-56	(25 mm ²) Cu/PVC Switch gear cables	m	2,656.86
950	ECa-57	(35 mm ²) Cu/PVC Switch gear cables	m	3,799.41
951	ECa-58	(50 mm ²) Cu/PVC Switch gear cables	m	5,422.54
952	ECa-59	(70 mm ²) Cu/PVC Switch gear cables	m	7,598.81
953	ECa-60	(95 mm ²) Cu/PVC Switch gear cables	m	10,050.85
954	ECa-61	(120 mm ²) Cu/PVC Switch gear cables	m	12,813.56
	MCB	<u>MCBs & MCCBs</u>		
955	MCB-01	1P 6kA MCB(6A,10A,16A,20A,25A,32A)	nr	1,100.00
956	MCB-02	2P 6kA MCB(6A,10A,16A,20A)	nr	2,822.03
957	MCB-03	2P 6kA MCB(25A,32A)		2,822.03
958	MCB-04	40A 6kA 2P MCB	nr	3,118.64
959	MCB-05	63A 10kA 2P MCB	nr	5,020.00
960	MCB-06	4P 10kA MCB(6A,10A,16A,20A,25A,32A)	nr	6,320.00
961	MCB-07	32A 10 kA 4P MCB		6,760.00
962	MCB-08	40A 10kA 4P MCB	nr	9,670.00
963	MCB-09	63A 10kA 4P MCB	nr	9,670.00
964	MCB-10	4P 15kA MCCB - Fixed type (16A,20A,25A,32A,40A,50A,63A, 80A,100A)	nr	18,728.81
965	MCB-11	4P 25kA MCCB - Adjustable type (25-32A,32-40A,40-50A,50- 63A,63-80A,80-100A)	nr	44,355.93
966	MCB-12	100A-125A 4P 25kA MCCB - Adjustable type	nr	49,670.00
967	MCB-13	125A-160A 4P 25kA MCCB - Adjustable type	nr	61,850.00
	RCB	<u>RCCB (RCD)</u>		
968	RCB-01	40A 30mA 2P RCD	nr	12,850.00
969	RCB-02	63A 30mA 2P RCD	nr	16,040.00

970	RCB-03	40A 30mA 4P RCD	nr	16,550.00
971	RCB-04	63A 30mA 4P RCD	nr	20,020.00
972	RCB-05	40A 100mA 4P RCD	nr	17,520.00
973	RCB-06	63A 100mA 4P RCD	nr	21,500.00
	Cas	<u>Conduits ,Casing & Relevant Items</u>		
974	Cas-01	1/2" (16mm) PVC Conduits	m	66.74
975	Cas-02	3/4" (20mm) PVC Conduits	m	84.75
976	Cas-03	1" (25mm) PVC Conduits	m	111.23
977	Cas-04	1 1/4 " (32mm) PVC Conduits	m	228.81
978	Cas-05	1 1/2 " (40mm) PVC Conduits	m	343.22
979	Cas-06	2" (50mm) PVC Conduits	m	381.36
980	Cas-07	Conduit clips (25mm)	nr	18.64
981	Cas-08	Junction Box	nr	101.69
982	Cas-09	16mm x 12.5mm Casing	m	101.69
983	Cas-10	20 mm x 12.5mm Casing	m	122.03
984	Cas-11	25mm x 16mm Casing	m	147.46
985	Cas-12	32mm x 16mm Casing	m	167.51
986	Cas-13	40mm x 16mm Casing	m	259.32
987	Cas-14	25mm x 25mm Casing	m	192.09
988	Cas-15	50mm x 50mm Casing	m	635.59
989	Cas-16	100mm x 50mm Casing	m	1,042.37
990	Cas-17	Conduit Accessories	Item	90.00
991	Cas-18	Casing Accessories	Item	125.00
	Enc	<u>Plastic enclosures</u>		
992	Enc-01	2 Pole surface mounted type plastic enclosure	nr	271.19
993	Enc-02	4 Pole surface mounted type plastic enclosure	nr	372.88
994	Enc-03	6 way surface mounted type plastic enclosure	nr	1,406.78
995	Enc-04	8 way surface mounted type plastic enclosure	nr	1,266.95
996	Enc-05	10 way surface mounted type plastic enclosure	nr	1,406.78
997	Enc-06	12 way surface mounted type plastic enclosure	nr	1,635.59
998	Enc-07	14 way surface mounted type plastic enclosure	nr	1,932.20
999	Enc-08	16 way surface mounted type plastic enclosure	nr	1,932.20
1000	Enc-09	18 way surface mounted type plastic enclosure	nr	3,144.07
1001	Enc-10	8 way flush type plastic enclosure	nr	1,652.54
1002	Enc-11	12 way flush type plastic enclosure	nr	2,330.51

1003	Enc-12	18 way flush type plastic enclosure	nr	2,966.10
1004	Enc-13	24 way flush type plastic enclosure	nr	4,067.80
1005	Enc-14	36 way flush type plastic enclosure	nr	6,652.54
		<u>Powder coated metal enclosures with cover plates</u>		
1006	Enc-15	Powder coated metal enclosure for 1 no. of 2 Pole Isolator	nr	2,033.90
1007	Enc-16	Powder coated metal enclosure for 1 no. of 3 Pole Isolator	nr	2,262.71
1008	Enc-17	Powder coated metal enclosure for 1 no. of 4 Pole Isolator	nr	2,466.10
1009	Enc-18	Powder coated metal enclosure with cover plate for 3 Pole MCCB	nr	4,720.34
1010	Enc-19	Powder coated metal enclosure with cover plate for 4 Pole MCCB	nr	4,093.22
1011	Enc-20	1 row 6 way - surface mounted type powder coated metal enclosure with cover plate	nr	7,271.19
1012	Enc-21	1 row 8 way - surface mounted type powder coated metal enclosure with cover plate	nr	5,394.07
1013	Enc-22	1 row 10 way - surface mounted type powder coated metal enclosure with cover plate	nr	8,144.07
1014	Enc-23	1 row 12 way - surface mounted type powder coated metal enclosure with cover plate	nr	7,754.24
1015	Enc-24	1 row 14 way - surface mounted type powder coated metal enclosure with cover plate	nr	9,966.10
1016	Enc-25	1 row 16 way - surface mounted type powder coated metal enclosure with cover plate	nr	7,974.58
1017	Enc-26	1 row 18 way - surface mounted type powder coated metal enclosure with cover plate	nr	10,338.98
1018	Enc-27	2 row 28 way - surface mounted type powder coated metal enclosure with cover plate	nr	13,525.42
1019	Enc-28	3 row 42 way - surface mounted type powder coated metal enclosure with cover plate	nr	12,601.69

1020	Enc-29	3 row 42 way + space for MCCB - surface mounted type powder coated metal enclosure with cover plate	nr	17,872.88
1021	Enc-30	3 row 42 way + space for 4P MCB - surface mounted type powder coated metal enclosure with cover plate	nr	15,762.71
1022	Enc-31	4 row 56 way - surface mounted type powder coated metal enclosure with cover plate	nr	15,762.71
1023	Enc-32	200X200X150 surface mounted type powder coated metal enclosure with cover plate	nr	6,500.00
1024	Enc-33	250X300X150 surface mounted type powder coated metal enclosure with cover plate	nr	6,601.69
1025	Enc-34	250X300X200 surface mounted type powder coated metal enclosure with cover plate	nr	7,076.27
1026	Enc-35	300X300X150 surface mounted type powder coated metal enclosure with cover plate	nr	7,372.88
1027	Enc-36	300X300X200 surface mounted type powder coated metal enclosure with cover plate	nr	7,754.24
1028	Enc-37	300X400X150 surface mounted type powder coated metal enclosure with cover plate	nr	8,389.83
1029	Enc-38	300X400X200 surface mounted type powder coated metal enclosure with cover plate	nr	8,970.34
1030	Enc-39	400X400X150 surface mounted type powder coated metal enclosure with cover plate	nr	9,682.20
1031	Enc-40	400X400X200 surface mounted type powder coated metal enclosure with cover plate	nr	10,326.27
1032	Enc-41	400X500X150 surface mounted type powder coated metal enclosure with cover plate	nr	12,245.76
1033	Enc-42	400X500X200 surface mounted type powder coated metal enclosure with cover plate	nr	12,745.76
1034	Enc-43	400X600X150 surface mounted type powder coated metal enclosure with cover plate	nr	13,669.49
1035	Enc-44	400X600X200 surface mounted type powder coated metal enclosure with cover plate	nr	14,597.46

1036	Enc-45	500X600X200 surface mounted type powder coated metal enclosure with cover plate	nr	16,940.68
1037	Enc-46	500X700X200 surface mounted type powder coated metal enclosure with cover plate	nr	19,788.14
1038	Enc-47	600X700X200 surface mounted type powder coated metal enclosure with cover plate	nr	22,995.76
1039	Enc-48	600X600X150 surface mounted type powder coated metal enclosure with cover plate	nr	25,423.73
1040	Enc-49	600X600X200 surface mounted type powder coated metal enclosure with cover plate	nr	21,932.20
1041	Enc-50	600X800X150 surface mounted type powder coated metal enclosure with cover plate	nr	28,745.76
1042	Enc-51	600X800X200 surface mounted type powder coated metal enclosure with cover plate	nr	28,974.58
1043	Enc-52	600X900X150 surface mounted type powder coated metal enclosure with cover plate	nr	40,254.24
1044	Enc-53	600X900X200 surface mounted type powder coated metal enclosure with cover plate	nr	41,101.69
1045	Enc-54	600X900X250 surface mounted type powder coated metal enclosure with cover plate	nr	46,610.17
1046	Enc-55	600X1000X200 surface mounted type powder coated metal enclosure with cover plate	nr	34,940.68
1047	Enc-56	600X1200X250 surface mounted type powder coated metal enclosure with cover plate	nr	42,372.88
1048	Enc-57	600X1500X250 surface mounted type powder coated metal enclosure with cover plate	nr	56,355.93
	DBA	<u>Distribution Board Accessories</u>		
1049	DBA-01	100/5 A Current Transformers	nr	1,271.19
1050	DBA-02	Indicator lamps (LED)	nr	169.49
1051	DBA-03	Bus bar support (Insulators)	nr	135.59
1052	DBA-04	20mm spiral	m	59.32
1053	DBA-05	1" X 1/8" Cu bus bar	m	2,237.29
1054	DBA-06	1" X 1/4" Cu bus bar	m	5,042.37
1055	DBA-07	Shunt coil (Moellor or equivalent)	nr	10,169.49

1056	DBA-08	EFR 4 current transformer type	nr	29,661.02
1057	DBA-09	Selector switch for distribution pannel	nr	1,228.81
1058	DBA-10	Volt meter for pannel (analogue)	nr	1,483.05
1059	DBA-11	Amphere meter for pannel (analogue)	nr	1,483.05
1060	DBA-12	Digital V/A/Hz anlysiser for distribution panel	nr	7,203.39
1061	DBA-13	Din rail	m	381.36
1062	DBA-14	2A HRC fuse with din rail mount base for distribution panels	nr	338.98
1063	DBA-15	60 kA / 65 kA 3P+N pole din rail mount surge arrestor	nr	92,847.46
1064	DBA-16	30 kA / 40 kA 1P+N din rail mount surge arrestor	nr	43,508.47
1065	DBA-17	30 kA / 40 kA 3P+N pole din rail mount surge arrestor	nr	76,406.78
1066	DBA-18	20 kA 1P+N pole din rail mount surge arrestor	nr	34,059.32
1067	DBA-19	20 kA 3P+N pole din rail mount surge arrestor	nr	67,796.61
1068	DBA-20	32A 100KA/120KA HRC fuse with base	nr	1,313.56
1069	DBA-21	63A 100KA/120KA HRC fuse with base	nr	1,440.68
1070	DBA-22	100A 100KA/120KA HRC fuse with base	nr	1,694.92
1071	DBA-23	40A 2 pole change over (MCB type)	nr	3,923.73
1072	DBA-24	40A 4 pole change over (MCB type)	nr	9,711.86
1073	DBA-25	63A 2 pole change over (MCB type)	nr	6,957.63
1074	DBA-26	63A 4 pole change over (MCB type)	nr	11,457.63
1075	DBA-27	Bus bar terminals for MCB	nr	15.25
1076	DBA-28	80A Dinrail mount terminal block (Bus bar splitter box)	nr	805.08
1077	DBA-29	125A Dinrail mount terminal block (Bus bar splitter box)	nr	1,059.32
1078	DBA-30	160A Dinrail mount terminal block (Bus bar splitter box)	nr	1,271.19
1079	DBA-31	250A Dinrail mount terminal block (Bus bar splitter box)	nr	1,610.17
	CaL	Cable Lugs		
1080	CaL-01	6 mm2 cable lug	nr	37.29
1081	CaL-02	10 mm2 cable lug	nr	61.02
1082	CaL-03	16 mm2 cable lug	nr	84.75

1083	CaL-04	25 mm2 cable lug	nr	84.75
1084	CaL-05	35 mm2 cable lug	nr	136.44
1085	CaL-06	50 mm2 cable lug	nr	215.25
1086	CaL-07	70 mm2 cable lug	nr	338.98
1087	CaL-08	95 mm2 cable lug	nr	483.05
1088	CaL-09	120 mm2 cable lug	nr	805.08
1089	CaL-10	35 mm2 Bimetalic lugs	nr	466.10
1090	CaL-11	50 mm2 Bimetalic lugs	nr	508.47
	ECa	<u>End Caps</u>		
1091	EC/01	1 mm2 end cap/ Colour boots	nr	3.39
1092	EC/02	1.5 mm2 end cap/ Colour boots	nr	4.24
1093	EC/03	2.5 mm2 end cap/ Colour boots	nr	5.08
1094	EC/04	4 mm2 end cap/ Colour boots	nr	5.93
1095	EC/05	6 mm2 end cap/ Colour boots	nr	6.78
1096	EC/06	10 mm2 end cap/ Colour boots	nr	10.17
1097	EC/07	16 mm2 end cap/ Colour boots	nr	12.71
1098	EC/08	25 mm2 end cap/ Colour boots	nr	16.95
1099	EC/09	35 mm2 end cap/ Colour boots	nr	21.19
1100	EC/10	50 mm2 end cap/ Colour boots	nr	25.42
1101	EC/11	70 mm2 end cap/ Colour boots	nr	38.14
1102	EC/12	95 mm2 end cap/ Colour boots	nr	46.61
1103	EC/13	120 mm2 end cap/ Colour boots	nr	72.03
1104	EC/14	Installation Accessories	Item	125.00
		<u>Socket outlets & Relative Items</u>		
1105	Sou-01	Sunk box (Switch box)	nr	118.64
1106	Sou-02	Double sun box	nr	237.29
1107	Sou-03	Single Sunk box for 50mm x 100mm Casing		123.73
1108	Sou-04	13A socket outlet	nr	885.59
1109	Sou-05	13A socket outlet with neon indicator	nr	1,029.66
1110	Sou-06	13A plug top	nr	423.73
1111	Sou-07	Industrial socket outlets 32A, 16A 3pin	nr	1,228.81
1112	Sou-08	Industrial socket outlets 32A, 16A 5pin	nr	1,271.19
1113	Sou-09	Telephone socket outlet (RJ 11)	nr	1,491.53
1114	Sou-10	Data socket outlet (RJ 45)	nr	3,690.68
	Lft	<u>Lamp fittings, Bulbs & Relative items</u>		
1115	Lft-01	Bulk head lamp (water tight) - small	nr	1,483.05
1116	Lft-02	7W LED globe type bulb with SLS 1458	nr	652.54

1117	Lft-03	9W LED globe type bulb with SLS 1458	nr	720.34
1118	Lft-04	12W LED globe type bulb with SLS 1458	nr	847.46
1119	Lft-05	6 W LED ceiling lamp (surface mounted type) - with 2 year warranty - Green/Orange	nr	1,529.66
1120	Lft-06	12 W LED ceiling lamp (surface mounted type) - with 2 year warranty - Green/Orange	nr	2,322.03
1121	Lft-07	18 W LED ceiling lamp (surface mounted type) - with 2 year warranty - Green/Orange	nr	3,070.34
1122	Lft-08	24 W LED ceiling lamp (surface mounted type) - with 2 year warranty - Green/Orange	nr	4,152.54
1123	Lft-09	40 W LED ceiling lamp (surface mounted type) - with 2 year warranty - Green/Orange	nr	8,135.59
1124	Lft-10	10W LED flood light - with 2 year warranty	nr	2,500.00
1125	Lft-11	20W LED flood light - with 2 year warranty	nr	3,474.58
1126	Lft-12	30W LED flood light - with 2 year warranty	nr	4,745.76
1127	Lft-13	50W LED flood light - with 2 year warranty	nr	6,440.68
1128	Lft-14	100W LED flood light - with 2 year warranty	nr	9,830.51
		<u>Fluorescent fitting with electronic ballast</u>		
1129	FFT-01	1200mm 36W X 2 fluorescent lamp fitting with prismatic diffuser and electronic ballasts - Nominal width 5" (Imported quality)	nr	4,406.78
		<u>Lamp fittings accessories & Fan accessories</u>		
1130	LFA-01	Fluorescent electronic ballast 36 W	nr	487.29
1131	LFA-02	GI chain for hanging Fluorsent lamp	nr	190.68
1132	LFA-03	Cup hook for hanging Fluorsent lamp	nr	8.47
1133	LFA-04	Connector bar 5A	nr	84.75
1134	LFA-05	Ceiling rose (2 terminals)	nr	156.78
1135	LFA-06	Round block	nr	29.66
1136	LFA-07	Pendent bulb holder - pin type	nr	161.02

1137	LFA-08	Pendent bulb holder - screw type	nr	266.95
1138	LFA-09	Angle batten holder - pin type	nr	165.25
1139	LFA-10	Angle batten holder - screw type	nr	279.66
1140	LFA-11	1 gang switch	nr	300.85
1141	LFA-12	1 gang two way switch	nr	364.41
1142	LFA-13	20A 2P switch with neon indicator	nr	1,271.19
1143	LFA-14	Fan hook	nr	211.86
		<u>Fans & Relative Items (Japanese or equivalent quality)</u>		
1144	LFA-15	Ceiling fan 1400mm diameter - Ring (Type 1) - SLS 814	nr	20,500.00
1145	LFA-16	Five step fan regulator (Type 1)	nr	1,652.54
		<u>Fans & Relative Items (Indian or equivalent quality)</u>		
1146	LFA-17	Ceiling fan 1400mm diameter (Type 2)	nr	9,237.29
1147	LFA-18	Wall fan 400mm diameter	nr	9,194.92
1148	LFA-19	Exhaust fan 200mm diameter	nr	7,194.92
1149	LFA-20	Exhaust fan 300mm diameter with auto shutter	nr	10,029.66
1150	LFA-21	Five step fan regulator (Type 2)	nr	1,500.00
	IES	<u>Items for Earthling Systems</u>		
1151	IES-01	2" GI Pipe (Heavy) - 2.3mm thread size	m	1,048.27
1152	IES-02	Cu Earth rod 4 ft (16 mm)	nr	1,186.44
1153	IES-03	Earth clip	nr	677.97

**CENTRAL PROVINCIAL PRICE COMMITTEE
D.C.S.(ENGINEERING) OFFICE**

	<u>PMC</u>	<u>Plant & Machinery</u>		
1154	PMc-01	Concrete Mixer 400 Liters	Day	5,500.00
1155	PMc-02	Porker Vibrator 90 Kg petrol (Without operator.)	Day	2,156.28
1156	PMc-03	Poker vibrator - Electric (Without operator.)	Day	2,156.28
1157	PMc-04	Plate vibrator (90 Kg) (Without operator.)	Day	5,264.00
1158	PMc-05	Water Pump 2" dia (Without operator.)	hour	762.50
1159	PMc-06	Water pump 4" dia (With Operator)	hour	1,700.00
1160	PMc-07	Tar Boiler (Heating with firewood) (Without operator.)	Day	600.00

1161	PMc-08	Sand/chip spreader-propelled	Day	25,000.00
1162	PMc-09	Sand/chip spreader-towed	Day	2,500.00
1163	PMc-10	Emulsion sprayer self prop.(4000 litres)	Day	26,645.00
1164	PMc-11	Concrete mixer with weigh batcher 114/10 *	Day	7,140.00
1165	PMc-12	Hand held Breaker (Demolisher) (less operator)	Day	506.65
1166	PMc-13	Bitumen sprayer (Less Operator)	Day	4,000.00
1167	PMc-14	Water tank+50mm pump (Less Operator)	Day	1,765.00
1168	PMc-15	Transport of premix by dump truck- Rate for 1 km	MT/km	31.05
1169	PMc-16	Transport of Emulsion (100ltr)	km	6.50
1170	PMc-17	Asphalt paver (crawler)	hour	8,192.50
1171	PMc-18	Asphalt paver (Wheel)	hour	8,455.00
1172	PMc-19	Tanker only (20000 litres)	hour	311.00
1173	PMc-20	Baby dumper 0.75 cu.m (Less Operator)	hour	2,017.50
1174	PMc-21	Prime mover old (for 20000 L tanker)	hour	5,675.00
1175	PMc-22	Trolley emulsion (less operator)	hour	114.70
1176	PMc-23	Sprayer emulsion hand cart	hour	815.91
1177	PMc-24	Bitumen distributor 750 litres	hour	1,700.00
1178	PMc-25	Tank truck bitumen 10000 Ltr	hour	5,850.00
1179	PMc-26	Crusher stone 40t/h	hour	11,493.26
1180	PMc-27	Track drill crawler	hour	1,808.50
1181	PMc-28	Slurry sealing Machine	hour	13,399.51
1182	PMc-29	Asphalt plant 60t/h hot mix	hour	20,618.02
1183	PMc-30	Cold mix plant 15ton	hour	10,651.02
1184	PMc-31	Lorry 17 ton Self Loading (wet)	km	371.50
1185	PMc-32	Emulsion Tank Truck (8000litres)	km	179.43
1186	PMc-33	Excavator Mobile	hour	3,504.00
1187	PMc-34	Excavator 120	hour	6,500.00
1188	PMc-35	Mobile Crane 25T	hour	8,341.80
1189	PMc-36	Pneumatic roller 8 -10 ton	hour	5,955.00
1190	PMc-37	Smooth /Road Roller 8 - 10 ton static	Day	21,320.00
1191	PMc-38	Vibrating Roller 0.5 - 1.0 ton	Day	7,264.00
1192	PMc-39	Vibrating roller 6 - 7 ton tendum	hour	3,415.00
1193	PMc-40	Vibrating roller10 ton smooth	Day	42,640.00
1194	PMc-41	Tractor& Trailor 0.75 Cube	Day	8,160.00
1195	PMc-42	Farm tractor and broom	Day	5,680.00
1196	PMc-43	Tracr or with water bowser	hour	1,270.31
1197	PMc-44	Tractor with emulison bowser	hour	818.00
1198	PMc-45	Motorgrader (65 Hp) 10 feet blade	Day	40,376.00

1199	PMc-46	Motorgrader (120 Hp) 12 feet blade	Day	50,376.00
1200	PMc-47	Backhoe JCB (90 Hp) & 4WD	Day	36,512.00
1201	PMc-48	Backhoe Loader (90 Hp) & 2WD	Day	25,660.00
1202	PMc-49	Wheel Loader 1.4 -1.7 Cu. m. Bucket	Day	38,848.00
1203	PMc-50	Wheel loader (2.7-3.1 cu.m)	Day	41,385.00
1204	PMc-51	Wheel loader (2.0-2.3 cu.m)	Day	33,390.00
1205	PMc-52	Dozer (Crawler Tractor)D-4 D-41 (80-100Hp)	hour	5,260.00
1206	PMc-53	Sludge pump 4"(With Operator)	hour	2,050.00
1207	PMc-54	Water Bowser 6000 Liters	Day	19,435.00
1208	PMc-55	Electric welding plant with generator	Day	6,950.00
1209	PMc-56	Road marker Hand cart gas heater	hour	2,376.00
1210	PMc-57	Air compressor 750 CFM	hour	6,918.75
1211	PMc-58	Air compressor 175 CFM	hour	2,573.00
1212	PMc-59	Lorry 3 tons(2.5 cu.m)(beyond 10km)	km	100.75
1213	PMc-60	Lorry 5 tons(3.5 cu.m)(beyond 10km)	km	140.50
1214	PMc-61	Lorry 7 tons(4.5 cu.m)(beyond 10km)	km	141.75
1215	PMc-62	Pick up 2WD/Car/Van(beyond 10km)	km	150.00
1216	PMc-63	Pickup 4WD	km	115.00
1217	PMc-64	Vibrating rammer (60kg)(Less Operator)	Day	3,900.00
1218	PMc-65	Pickup truck 2WD	km	63.22
1219	PMc-66	Welding plant (Electrical)	day	1,500.00
1220	PMc-67	Lorry /Tipper/ Dump truck rate less than or equal to 3.0km	Cu.m/km	176.89
1221	PMc-68	Lorry /Tipper /Dump truck rate from 3.0km to 10.0km	Cu.m/km	52.96
1222	PMc-69	Lorry /Tipper/ Dump truck rate from 10.0km to 50.0km	Cu.m/km	46.78
1223	PMc-70	Lorry /Tipper /Dump truck rate from 50.0km to 100.0km	Cu.m/km	45.46
1224	PMc-71	Lorry /Tipper/ Dump truck rate beyond 100.0km	Cu.m/km	45.15
1225	PMc-72	9"x9"x4'.0" Steel Column	Day	150.00
1226	PMc-73	1'.0"x1'.0"x4'.0" Steel	Day	250.00
1227	PMc-74	Low Bed (12 Wheel)	km	743.00

CENTRAL PROVINCIAL PRICE COMMITTEE 2025

We, the Provincial Price Committee, here by approve the schedule of rates for construction and maintenance of buildings, highways, irrigation and Water Supply projects for the year 2025 on this date of 30th December 2024

Eng. W.M.I.S.K. Wijekoon	Chairman	Deputy Chief Secretary (Engineering Services) Central Province	
K.G.S. Nishshanka	Member	Deputy Chief Secretary (Planning) Chief Secretary Office Central Province	
M.A. Kumara	Member	Director (Budget) Chief Secretary Office Central Province	
Eng. R.M.A. Wijayarathna	Member	Provincial Director Provincial Engineering Services Department Central Province	
Eng. R.B.M. Rajapaksha	Member	Provincial Director Provincial Irrigation Department Central Province	
Eng. I.U.K. Puwakgolla	Member	General Manager Provincial Road Development Authority Central Province	
Eng. W.K.T.U. Lakshanthi	Member	Chief Engineer (Zonal 05) Department of Buildings	
Eng. I.K.M.C.K. Ilangasingha	Member	Chief Engineer Municipal Council Kandy	
Eng. E.M.K.M. Jayaweera	Member	Executive Engineer's Office Road Development Authority Kundasale	
Eng. K.A.D. Ariyawansa	Member	Chief Engineer (Technical) Chief Secretary Office Central Province	
Eng. H.M.S.K. Dharmadasa	Member	Engineer (Electrical) Department of Engineering Service Central Province	
Eng. P.J.W.K. Karunananda	Member	Engineer Department of Local Government Central Province	
Eng. K.K.D.T. sankalpa	Secretary	Engineer Provincial Engineering Services Department Central Province	

Approved by -



G.H.M.A. Premasinghe
Chief Secretary,
Central Province.

27.12.2024



Chief Secretary's Office
Central Province